

NETWORK CAMERA

Beknopte handleiding

QND-7012R/7022R/7032R/7082R

QNV-6014R/7012R/7022R/7032R/6084R/7082R

QNO-6014R/7012R/7022R/7032R/6084R/7082R



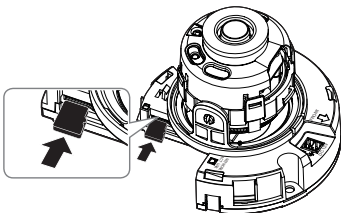
COMPONENT

Aangezien de accessoires niet voor elk verkoopland gelijk zijn.


- QND-7012R/7022R/7032R/7082R



- Niet meegeleverd: Micro SD-kaart

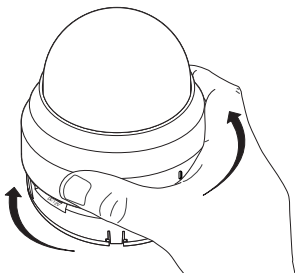


INSTALLATION

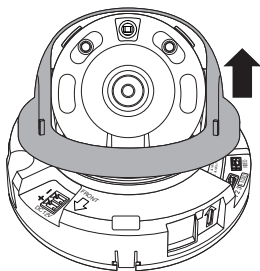


INSTALLATION

1



2

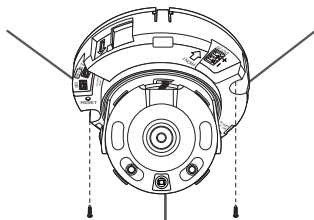


INSTALLATION

3



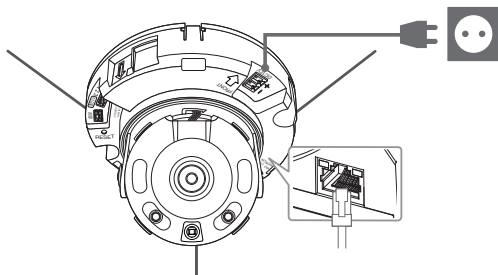
4



5

INSTALLATION

5



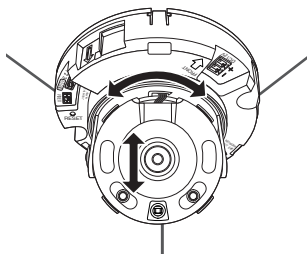

6



INSTALLATION

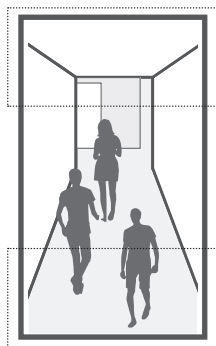
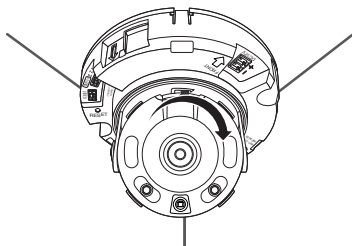


7



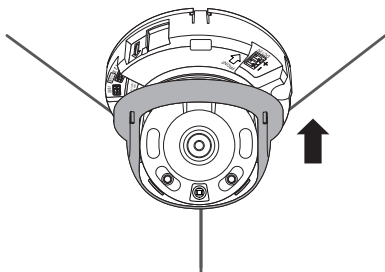
INSTALLATION

8

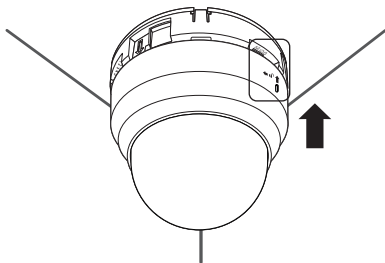


INSTALLATION

9



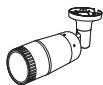
10



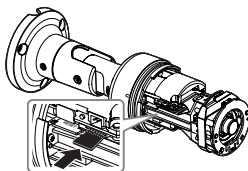
COMPONENT

Aangezien de accessoires niet voor elk verkoopland gelijk zijn.


- QNO-6014R/7012R/7022R/7032R/6084R/7082R



- Niet meegeleverd: Micro SD-kaart

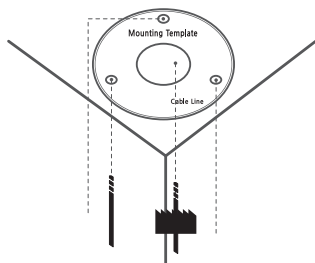


INSTALLATION

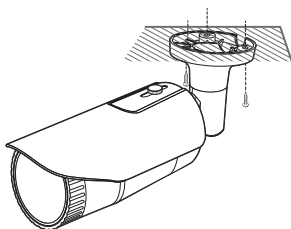


INSTALLATION

1

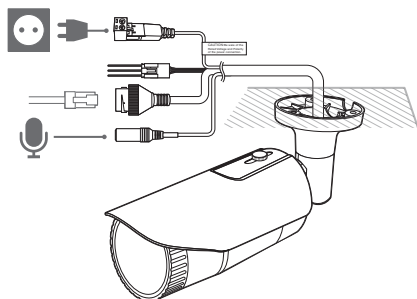


2



INSTALLATION

3




4



INSTALLATION



5

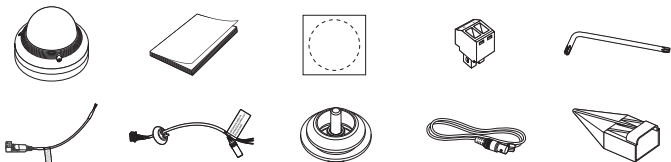




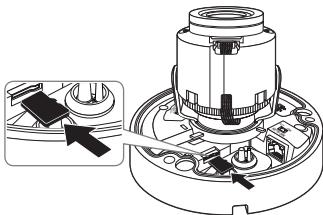
COMPONENT

Aangezien de accessoires niet voor elk verkoopland gelijk zijn.

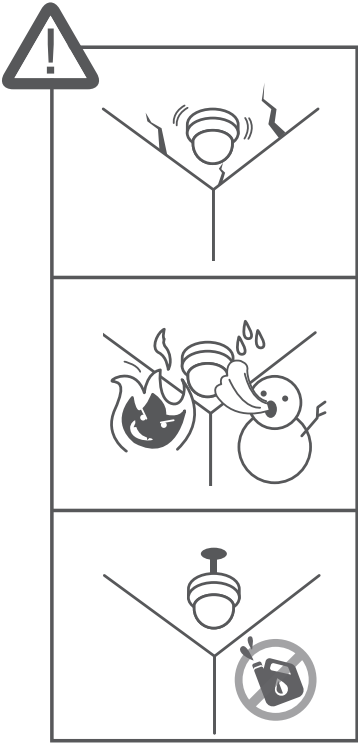
- QNV-6014R/7012R/7022R/7032R/6084R/7082R



- Niet meegeleverd: Micro SD-kaart

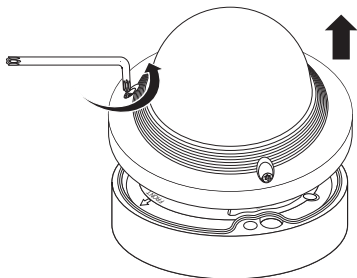


INSTALLATION

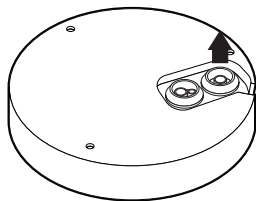


INSTALLATION

1

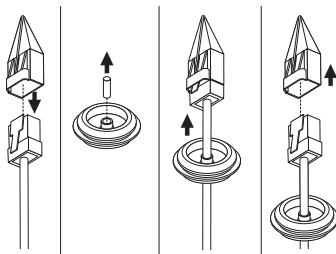


2

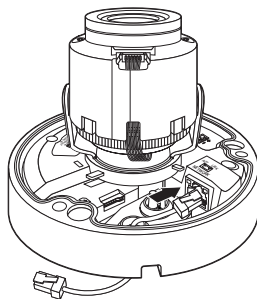


INSTALLATION

3

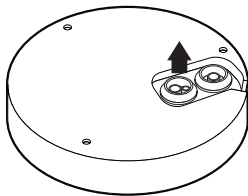


4

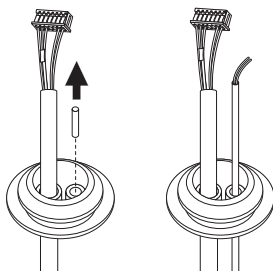


INSTALLATION

5

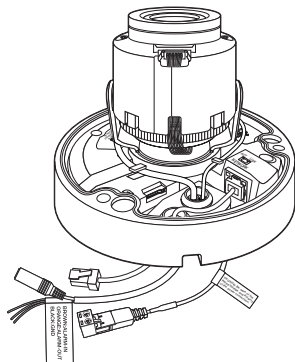


6

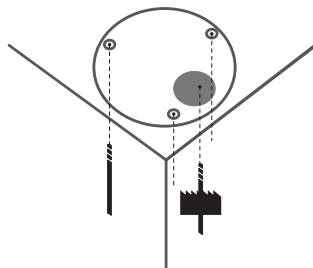


INSTALLATION

7

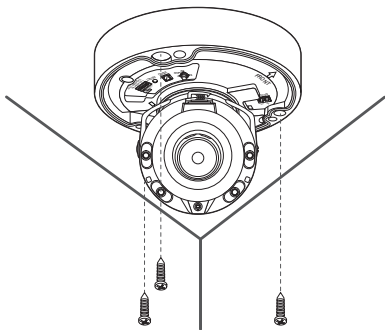


8

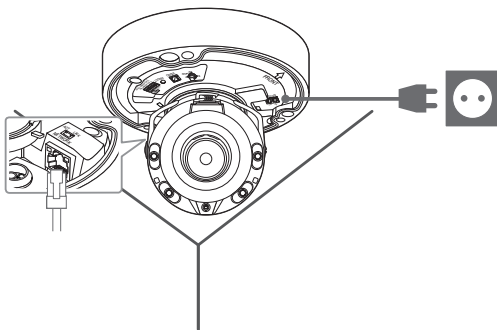


INSTALLATION

9

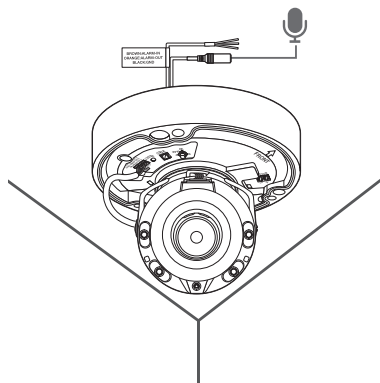


10



INSTALLATION

11



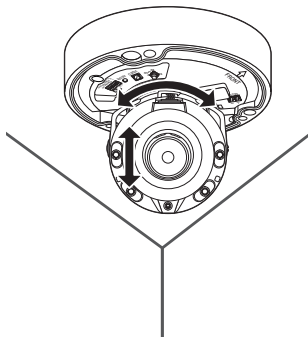
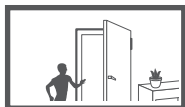
12

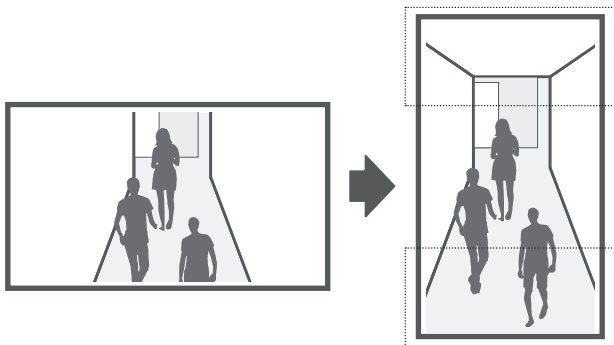
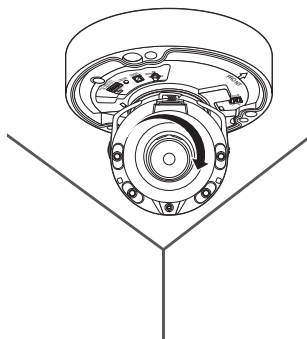


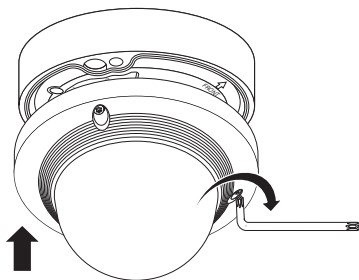
INSTALLATION



13







WACHTWOORD INSTELLEN

Wanneer u voor het eerst toegang krijgt tot het apparaat moet u een log-in wachtwoord registreren.

Administrator password change

New password

Confirm new password

- If the password is 8 to 16 characters long, then it must include a combination of at least 3 of the following character types: alphabetical letters with uppercase or lowercase, numbers, and special characters.
- If the password is longer than 10 characters, then it must include a combination of at least 2 of the following character types: alphabetical letters with uppercase or lowercase, numbers, and special characters.
- User name may not be used as password.
- The following special characters can be used: ~!@#\$%^&*()_-=+[]{}.;/?.
- You may not use more than 4 consecutive characters. (example: 1234, abcd, etc.)
- You may not use the same character 4 or more times consecutively. (example: 1111, aaaa, etc.)

Apply



- Voor een nieuw wachtwoord met 8 tot 9 cijfers, moet u tenminste 3 van de volgende tekens gebruiken: hoofdletters/kleine letters, nummers en speciale tekens. Voor een wachtwoord met 10 tot 15 cijfers, moet u tenminste 2 van de vermelde types gebruiken.
 - Speciale tekens die zijn toegestaan :
~!@#\$%^&*()_-=+[]{}.;/
- Voor een hogere beveiliging wordt het afgeraden dezelfde tekens of opeenvolgende invoeringen van het toetsenbord voor uw wachtwoorden te gebruiken.
- Als u uw wachtwoord kwijt bent, kunt u de knop **[RESET]** indrukken om het product te initialiseren. Raak dus uw wachtwoord niet kwijt en schrijf het op of onthoudt het.

AANMELDEN

Elke keer als u de camera opent, verschijnt het aanmeldingsvenster.

Voer uw Gebruikers-ID en wachtwoord in om toegang te krijgen tot de camera.

- 1 Voer 'admin' in het invoervak van de <User Name> in.
- 2 Voer het wachtwoord in in het invoerveld <Password>.
- 3 Klik op [Sign in].



Harwha Vision cares for the environment at all product manufacturing stages, and is taking measures to provide customers with more environmentally friendly products.

The Eco mark represents Harwha Vision's devotion to creating environmentally friendly products, and indicates that the product satisfies the EU RoHS Directive.



Correct Disposal of This Product (Waste Electrical & Electronic Equipment)

(Applicable in the European Union and other European countries with separate collection systems)

This marking on the product, accessories or literature indicates that the product and its electronic accessories (e.g. charger, headset, USB cable) should not be disposed of with other household waste at the end of their working life. To prevent possible harm to the environment or human health from uncontrolled waste disposal, please separate these items from other types of waste and recycle them responsibly to promote the sustainable reuse of material resources.

Household users should contact either the retailer where they purchased this product, or their local government office, for details of where and how they can take these items for environmentally safe recycling.

Business users should contact their supplier and check the terms and conditions of the purchase contract. This product and its electronic accessories should not be mixed with other commercial wastes for disposal.



Correct disposal of batteries in this product

(Applicable in the European Union and other European countries with separate battery return systems.)

This marking on the battery, manual or packaging indicates that the batteries in this product should not be disposed of with other household waste at the end of their working life. Where marked, the chemical symbols Hg, Cd or Pb indicate that the battery contains mercury, cadmium or lead above the reference levels in EC Directive 2006/66. If batteries are not properly disposed of, these substances can cause harm to human health or the environment.

To protect natural resources and to promote material reuse, please separate batteries from other types of waste and recycle them through your local, free battery return system.



microSD, microSDHC, and microSDXC Logos are trademarks of SD-3C LLC. microSD, microSDHC, microSDXC are trademarks or registered trademarks of SD-3C, LLC in the United States, other countries or both.



Подлежит использованию по назначению
в нормальных условиях
Срок службы : 7 лет.

Türkiye Distribütörü

EDS Elektronik Destek Sanayi ve Ticaret Ltd. Şti.

Meclis Mah. Teraziler Cad. Hayran Sk. (Eskisi Kılıç Sk.) No: 4 Sancaktepe / İstanbul / Türkiye
Tel +90.216.313.25.15

ENTES ELEKTRONİK CİHAZLAR İMALAT VE TİC. A.Ş.

Dudullu Org.San.Bölg. 1. Cad. No:23 34776 Ümraniye / İstanbul / Türkiye
Tel +90.216.313.01.10

TEKNOMAKS TEKNOLOJİ / TEKNOMAKS BİLİSİM

MERDİVENKÖY MAH.DİKYOL SOK. BUSINESS ISTANBUL No:2, Kat:7, D:B67, 34732 Kadıköy / İstanbul / Türkiye
Tel +90.212.217.54.22

Cihazın Ticaret Bakanlığına önerilen ortalama ömrü
Cihazın EEE yönetmeliklerine uygun olduğuna benzer beyan

