



JEISOON KANG
HANWHA TECHWIN CO LTD
1204 CHANGWON-DAERO SEONGSAN-GU
CHANGWON-SI GYEONGSANGNAM-DO 51542
KOREA

Date: 2018/02/12
Subscriber: 813307003
PartySite: 105140
File No: E158873
Project No: 4788307337
PD No: 18Q01803
Type: R
PO Number:

Subject: **Procedure And/Or Report Material**

The following material resulting from the investigation under the above numbers is enclosed.

Issue

<u>Date</u>	<u>Vol</u>	<u>Sec</u>	<u>Pages</u>	<u>Revised Date</u>
	X1		Index Page(s)	
2018/02/12	X1	A213	Cert of Compliance	
2018/02/12	X1	A213	Add New Proc/Report Sect	

If there are illegible images in this package, legible images may be found online via MyHome@UL under My UL Reports/CDA.

Please file revised pages and illustrations in place of material of like identity. New material should be filed in its proper numerical order.

NOTE: Follow-Up Service Procedure revisions DO NOT include Cover Pages, Test Records and Conclusion Pages. Report revisions DO NOT include Authorization Pages, Indices, Section General Pages and Appendixes.

Please review this material and report any inaccuracies to UL's Customer Service Professionals. Contact information for all of UL's global offices can be found at <http://ul.com/aboutul/locations>.

If you'd like to receive updated materials FASTER, UL offers electronic access and/or delivery of this material. For more details, contact UL's Customer Service Professionals as shown above.

This material is provided on behalf of UL LLC(UL) or any authorized licensee of UL.

SEO File

File		Volume	Page	Date:
E158873	Index	X1	1	2018-02-12

Index

Product Type	Model/Type Reference	Report Reference #	Status
Digital Video Recorder	SVR-430	E158873-A2-UL	
Video Presenter	UF-80, UF-80DX, UF-80ST	E158873-A4-UL	
Video Presenter	SDP-900DXAN, SDP-950DXAN, SDP-950STAN	E158873-A6-UL	
Video Presenter	SDP-850, SDP-850DX	E158873-A9-UL	
Video Presenter	SDP-6500DXA	E158873-A12-UL	
Video Presenter	UF-130DX	E158873-A14-UL	
Video Presenter	UF-130ST	E158873-A15-UL	
Network Video Recorder	SNR-6400, SNR-3200, SRN-3250, SRN-6450	E158873-A16-UL	
Video Presenter	SDP-860	E158873-A18-UL	
Digital Video Recorder.	SVR-1670	E158873-A19-UL	
UTP Power Supply Unit	SPU-400	E158873-A20-UL	Withdrawn
Digital Video Recorder.	SRD-1630D, SRD-1630, SRD-1610D, SRD-1610, SRD-830D, SRD-830, SRD-1670D, SRD-1670DC, SRD-1670, SRD-1671, SRD-870D, SRD-870DC, SRD-870, SRD-871, SRD-1650D, SRD-1650DC, SRD-1650, SRD-1651, SRD-850D, SRD-850DC, SRD-850, SRD-851, SRD-1630DCP, SRD-1630DCN, SRD-1610DCP, SRD-1610DCN, SRD-830DCP, SRD-830DCN, SRD-####\$&@	E158873-A24-UL	
Digital Presenter	SDP-760	E158873-A44-UL	
Network Camera	SNP-5300H*, SNP-6201H* (* is N or P: N = NTSC, P=PAL)	E158873-A45-UL	
Network Camera	SND-7011*, SND-5011*, SND-5061*, SND-7061*, SNV-5010*, SNZ-5200* (* is N or P: N = NTSC, P=PAL)	E158873-A46-UL	
Network Camera	SNP-5300*, SNP-6201* (* is N or P: N = NTSC, P=PAL)	E158873-A47-UL	
Digital Color Camera	SCP-3371H*, SCP-2371H*, SCP-2271H*, SCP-2373H*, SCP-2273H* (* is N or P: N = NTSC, P=PAL)	E158873-A48-UL	
Digital Color Camera	SCP-3371*, SCP-2371*, SCP-2271*, SCP-2373*, SCP-2273* (* is N or P: N = NTSC, P=PAL)	E158873-A49-UL	
Network Camera	SND-7082*, SND-7082F*, SNV-7082* (* is N or P: N = NTSC, P=PAL)	E158873-A50-UL	
Network Camera	SNB-7001*, SNB-5001*, SNB-3002* (* is N or P: N = NTSC, P=PAL)	E158873-A51-UL	
Network Camera	SNO-7082R* (* is N or P: N = NTSC, P=PAL)	E158873-A52-UL	
Network Camera	SNB-7002* (* is N or P: N = NTSC, P=PAL)	E158873-A53-UL	
DIGITAL COLOR CAMERA	SCV-2010F*, SCD-1020R*, SCD-2080R*, SCD-2020R*, SCD-2010*, SCD-2010B*, SCD-2010F*, SCB-3020*, SCB-3021*, SCB-2010*, SCO-1020R* (* is N or P: N=NTSC, P=PAL)	E158873-A54-UL	
Network Camera	SNB-6004*, SNB-6003*, SNB-5004*, SNB-5003*, SNB-7004*, SNB-6005* (* is N or P: N = NTSC, P=PAL)	E158873-A55-UL	
Network Camera	SND-6084*, SND-6083*, SND-5084*, SND-5083*,	E158873-A56-UL	

File		Volume	Page	Date:
E158873	Index	X1	2	2018-02-12

	SND-7084* (* is N or P: N = NTSC, P=PAL)		
DIGITAL COLOR CAMERA	SCD-2022*, SCD-2022R*, SCD-2042R* (* is N or P: N = NTSC, P=PAL)	E158873-A58-UL	
Digital Color Camera	SCB-2004*, SCB-2005* (* is N or P: N = NTSC, P=PAL);	E158873-A59-UL	
Digital Color Camera	SCD-2082*, SCV-2082R*, SCV-3083*, SCD-3083* (* is N or P: N = NTSC, P=PAL)	E158873-A60-UL	
Network Camera	SND-6084R*, SND-7084R*, SND-5084R* (* is N or P: N = NTSC, P=PAL)	E158873-A61-UL	
NETWORK CAMERA	SNO-6084R*. SNO-7084R* (* is N or P: N = NTSC, P=PAL)	E158873-A62-UL	
Network Camera	SNV-6084R*, SNV-6084*, SNV-5084*, SNV-7084*, SNV-7084R*, SNV-5084R*, SNV-6084T* (* is N or P: N = NTSC, P=PAL)	E158873-A63-UL	
Digital Color Camera	SCO-2081R* (* is N or P: N = NTSC, P=PAL)	E158873-A64-UL	
DIGITAL COLOR CAMERA	SCB-2004*D, SCB-2005*D (* is N or P: N = NTSC, P=PAL)	E158873-A65-UL	
DIGITAL VIDEO RECORDER	SRD-1673D*, SRD-1654D*, SRD-854D*, SRD-852D*, SRD-1673*, SRD-1653*, SRD-873*, SRD-1640*, SRD-840* (* is N or P, N=NTSC / P=PAL)	E158873-A66-UL	
Network Camera	SNP-6200RH*, SCP-2370RH* (* is N or P: N=NTSC,P=PAL)	E158873-A67-UL	
Network Camera	SNV-6012M* (* is N or P: N = NTSC, P=PAL)	E158873-A68-UL	
Network Camera	SNF-7010*, SNF-7010V*, SNF-7010VM* (* is N or P: N = NTSC, P=PAL)	E158873-A69-UL	
Network Camera	SNO-6011R* (* is N or P: N = NTSC, P=PAL)	E158873-A72-UL	
Network Camera	SND-6011R* (* is N or P: N = NTSC, P=PAL)	E158873-A73-UL	
Digital Video Recorder	SRD-1680D*, SRD-880D* (* is N:NTSC / P:PAL)	E158873-A74-UL	
DIGITAL COLOR CAMERA	SCZ-2373*, SCZ-2273* (* is N or P: N = NTSC, P=PAL)	E158873-A75-UL	
NETWORK CAMERA	SCO-6081R* (* is N or P: N = NTSC, P=PAL)	E158873-A76-UL	
DIGITAL COLOR CAMERA	SCV-6081R* and SCD-6081R* (* is N or P: N = NTSC, P=PAL)	E158873-A77-UL	
NETWORK VIDEO RECORDER	SRN-4000	E158873-A78-UL	
DIGITAL COLOR CAMERA	SCD-6021* (* is N or P: N = NTSC, P=PAL)	E158873-A81-UL	
NETWORK CAMERA	SNV-6013* (* is N or P: N = NTSC, P=PAL)	E158873-A83-UL	
NETWORK CAMERA	SNB-6010*, SNB-6010A*, SNB-6011*, SNB-6010B*, SNB-6011B* (* is N or P: N = NTSC, P=PAL)	E158873-A85-UL	
NETWORK CAMERA	SNP-6320H*, SNP-5430H* (* is N or P: N = NTSC, P=PAL)	E158873-A86-UL	
NETWORK CAMERA	SNP-6320*, SNP-5430* (* is N or P: N = NTSC, P=PAL)	E158873-A87-UL	
Network Video Recorder	SRN-472S, XRN-810S* (* is N or P: N = NTSC, P=PAL)	E158873-A88-UL	
Digital Video Recorder	SRD-1676D*, SRD-1656D*, SRD-876D* (* is N or P, N=NTSC/ P=PAL)	E158873-A89-UL	
DIGITAL COLOR CAMERA	SCB-5000* (* is N or P: N = NTSC, P=PAL)	E158873-A90-UL	

File		Volume	Page	Date:
E158873	Index	X1	3	2018-02-12

DIGITAL COLOR CAMERA	SCB-5000*D (* is N or P: N = NTSC, P=PAL)	E158873-A91-UL	
DIGITAL COLOR CAMERA	SCD-5080* (* is N or P: N = NTSC, P=PAL)	E158873-A92-UL	
DIGITAL COLOR CAMERA	SCB-5003*, SCB-5005*, HCB-6001* (* is N or P: N = NTSC, P=PAL)	E158873-A94-UL	
DIGITAL COLOR CAMERA	SCV-5082* (* is N or P: N = NTSC, P=PAL)	E158873-A95-UL	
DIGITAL COLOR CAMERA	SCD-5083*, SCD-5083R*, SCD-5082*, SCD-5083B*, SCD-5081R* (* is N or P: N = NTSC, P=PAL)	E158873-A96-UL	
DIGITAL COLOR CAMERA	SCV-5083* (* is N or P: N = NTSC, P=PAL) SCV-5083R* (* is N or P: N = NTSC, P=PAL) SCV-5081R* (* is N or P: N = NTSC, P=PAL)	E158873-A97-UL	
NETWORK CAMERA	SNF-8010VM*, SNF-8010* (* is N or P: N = NTSC, P=PAL)	E158873-A98-UL	
DIGITAL COLOR CAMERA	SCD-5030*, SCD-5020* (* is N or P: N = NTSC, P=PAL)	E158873-A99-UL	
NETWORK CAMERA	SNO-5084R* (* is N or P: N = NTSC, P=PAL)	E158873-A100-UL	
DIGITAL COLOR CAMERA	SCO-5083R*, SCO-5081R* (* is N or P: N = NTSC, P=PAL)	E158873-A101-UL	
NETWORK CAMERA	SNP-6321*, SNP-L6233* (* is N or P: N = NTSC, P=PAL)	E158873-A102-UL	
NETWORK CAMERA	SNP-6321H*, SNP-L6233H* (* is N or P: N = NTSC, P=PAL)	E158873-A103-UL	
DIGITAL COLOR CAMERA	SCV-5085* (* is N or P: N = NTSC, P=PAL)	E158873-A104-UL	
NETWORK CAMERA	SNB-8000* (* is N or P: N = NTSC, P=PAL)	E158873-A105-UL	
NETWORK CAMERA	SNV-8080* (* is N or P: N = NTSC, P=PAL)	E158873-A106-UL	
NETWORK CAMERA	SNZ-6320	E158873-A107-UL	
NETWORK CAMERA	SNP-6320RH*, SNP-L6233RH* (* is N or P: N=NTSC,P=PAL)	E158873-A108-UL	
NETWORK CAMERA	SNP-5321H*, SNP-L5233H* (* is N or P: N = NTSC, P=PAL)	E158873-A109-UL	
NETWORK CAMERA	SNP-5321*, SNP-L5233* (* N: NTSC / P:PAL)	E158873-A110-UL	
NETWORK CAMERA	SND-L6013R*, SND-L6013*, SND-L6012*, SND-L5013* (* is N or P: N:NTSC/ P:PAL)	E158873-A111-UL	
NETWORK CAMERA	SNO-L6083R*, SNO-L5083R* (* is N or P: N = NTSC, P=PAL)	E158873-A113-UL	
Network Video Recorder	SRN-1673S*(* is N or P)	E158873-A115-UL	
NETWORK CAMERA	SNO-L6013R* (* is N or P: N = NTSC, P=PAL)	E158873-A118-UL	
NETWORK CAMERA	SND-L6083R*, SND-L5083R* (* is N or P: N = NTSC, P=PAL)	E158873-A119-UL	
Network Video Recorder	SRN-873S* (* is N or P: N = NTSC, P=PAL)	E158873-A120-UL	
NETWORK CAMERA	SNV-L6083R*, SNV-L5083R* (* is N or P: N = NTSC, P=PAL)	E158873-A121-UL	
NETWORK	SNB-9000* (* is N or P: N = NTSC, P=PAL)	E158873-A122-UL	

File		Volume	Page	Date:
E158873	Index	X1	4	2018-02-12

CAMERA			
Optical PTZ Accessary	SBP-301HF, SBP-302HF	E158873-A125-UL	
Optical PTZ Accessary	SBP-300HF	E158873-A126-UL	
NETWORK CAMERA	SNV-8081R* (* is N or P: N = NTSC, P=PAL)	E158873-A127-UL	
NETWORK CAMERA	SNO-8081R* (* is N or P: N = NTSC, P=PAL)	E158873-A128-UL	
NETWORK CAMERA	SNV-6085R* (* is N or P: N = NTSC, P=PAL) SNV-6085* (* is N or P: N = NTSC, P=PAL)	E158873-A129-UL	
DIGITAL COLOR CAMERA	SCB-6003* (* is N or P: N = NTSC, P=PAL)	E158873-A130-UL	
DIGITAL COLOR CAMERA	SCO-6023R* (* is N or P: N = NTSC, P=PAL)	E158873-A132-UL	
DIGITAL COLOR CAMERA	SCV-6083R* (* is N or P: N = NTSC, P=PAL)	E158873-A133-UL	
DIGITAL COLOR CAMERA	SCV-6023R* (* is N or P: N = NTSC, P=PAL)	E158873-A135-UL	
DIGITAL COLOR CAMERA	SCD-6023R*, SCD-6013* (* is N or P: N = NTSC, P=PAL)	E158873-A136-UL	
DIGITAL COLOR CAMERA	SCD-6083R* (* is N or P: N = NTSC, P=PAL)	E158873-A137-UL	
DIGITAL COLOR CAMERA	SCO-6083R* (* is N or P: N = NTSC, P=PAL)	E158873-A138-UL	
NETWORK CAMERA	SNV-L6014RM*, SNV-L6013R* (* is N or P: N = NTSC, P=PAL)	E158873-A139-UL	
DIGITAL COLOR CAMERA	PNO-9080R* (* is N or P: N = NTSC, P=PAL)	E158873-A140-UL	
NETWORK CAMERA	PNV-9080R* (* is N or P: N = NTSC, P=PAL)	E158873-A141-UL	
NETWORK CAMERA	PND-9080R* (* is N or P: N = NTSC, P=PAL)	E158873-A142-UL	
Digital Video Recorder	SRD-1685*, SRD-894*, HRD-842* (* is N or P, N=NTSC/ P=PAL)	E158873-A143-UL	
Digital Video Recorder	SRD-1694*, HRD-1642* (* is N or P, N=NTSC/ P=PAL)	E158873-A144-UL	
Network Video Recorder (NVR)	XRN-2011*, XRN-2010*, XRN-3010*, XRN-1610* (* is N or P: N=NTSC, P=PAL)	E158873-A146-UL	
NETWORK CAMERA	QNO-7030R*, QNO-7020R*, QNO-7010R*, QNO-6030R*, QNO-6020R*, QNO-6010R*, QNO-6070R*, QNO-7080R*, QNO-6071R* (* is N or P: N = NTSC, P=PAL)	E158873-A147-UL	
NETWORK CAMERA	QND-7030R*, QND-7020R*, QND-7010R*, QND-6030R*, QND-6020R*, QND-6010R*, QND-6070R*, QND-7080R* (* is N or P: N = NTSC, P=PAL)	E158873-A148-UL	
NETWORK CAMERA	QNV-7030R*, QNV-7020R*, QNV-7010R*, QNV-6030R*, QNV-6020R*, QNV-6010R*, QNV-6070R*, QNV-7080R* (* is N or P: N = NTSC, P=PAL)	E158873-A149-UL	
Network Video Recorder	XRN-1610S* (* is N or P: N=NTSC, P=PAL)	E158873-A150-UL	
NETWORK CAMERA	PNF-9010RV*, PNF-9010R*, PNF-9010RVM* (* is N or P: N = NTSC, P=PAL)	E158873-A151-UL	

File		Volume	Page	Date:
E158873	Index	X1	5	2018-02-12

NETWORK CAMERA	PNM-9020V* (* is N or P: N = NTSC, P=PAL)	E158873-A152-UL	
Network Video Recorder	PRN-4011* (* is N or P: N=NTSC, P=PAL)	E158873-A153-UL	
DIGITAL COLOR CAMERA	HCP-6320*, HCP-6320A*, HCP-6230* (* is N or P: N = NTSC, P=PAL)	E158873-A154-UL	
DIGITAL COLOR CAMERA	HCP-6320H*, HCP-6320HA*, HCP-6230H* (* is N or P: N = NTSC, P=PAL)	E158873-A155-UL	
NETWORK CAMERA	PNP-9200RH*, XNP-6370RH*, XNP-6330RH* (* is N or P: N=NT, P=PAL)	E158873-A156-UL	
NETWORK CAMERA	XNB-8000*, XNB-6000* (* is N or P: N = NTSC, P=PAL)	E158873-A157-UL	
NETWORK CAMERA	XNO-8080R*, XNO-6080R*, XNO-6120R* (* is N or P: N = NTSC, P=PAL)	E158873-A158-UL	
NETWORK CAMERA	XNV-8040R*, XNV-8030R*, XNV-8020R*, XNV-6020*, XNV-6010*, XNV-6020R* (* is N or P: N = NTSC, P=PAL)	E158873-A159-UL	
NETWORK CAMERA	XND-8040R*, XND-8030R*, XND-8020R*, XND-6020*, XND-6010*, XND-6020R* (* is N or P: N = NTSC, P=PAL)	E158873-A160-UL	
NETWORK CAMERA	XNV-8080R* (* is N or P: N = NTSC, P=PAL) XNV-6080R* (* is N or P: N = NTSC, P=PAL) XNV-6080* (* is N or P: N = NTSC, P=PAL) XNV-6120R* (* is N or P: N = NTSC, P=PAL) XNV-6120* (* is N or P: N = NTSC, P=PAL)	E158873-A161-UL	
NETWORK CAMERA	XND-8080RV*, XND-8080R*, XND-6080RV*, XND-6080R*, XND-6080V*, XND-6080* (* is N or P: N = NTSC, P=PAL)	E158873-A162-UL	
AHD Multi Directional Camera	HCM-9020VQ* (* is N or P: N = NTSC, P=PAL)	E158873-A163-UL	
NETWORK CAMERA	XNO-8020R*, XNO-8030R*, XNO-8040R*, XNO-6010R*, XNO-6020R* (* is N or P: N = NTSC, P=PAL)	E158873-A164-UL	
NETWORK CAMERA	XNV-6011* (* is N or P: N = NTSC, P=PAL)	E158873-A165-UL	
DIGITAL COLOR CAMERA	HCD-6080R*, HCD-6070R* (* is N or P: N = NTSC, P=PAL)	E158873-A167-UL	
DIGITAL COLOR CAMERA	HCV-6080R*, HCV-6070R* (* is N or P: N = NTSC, P=PAL)	E158873-A168-UL	
NETWORK CAMERA	XNP-6120H* (* is N or P: N = NTSC, P=PAL)	E158873-A169-UL	
NETWORK CAMERA	XND-8020F*, XND-6011F* (* is N or P: N = NTSC, P=PAL)	E158873-A170-UL	
NETWORK CAMERA	PNM-9080VQ* (* is N or P: N = NTSC, P = PAL)	E158873-A172-UL	
Network Storage	SRB-160S	E158873-A173-UL	
NETWORK CAMERA	TNB-6030* (* is N or P: N = NTSC, P = PAL)	E158873-A174-UL	
NETWORK CAMERA	PNM-9081VQ* (* is N or P: N = NTSC, P = PAL)	E158873-A176-UL	
NETWORK CAMERA	XNO-6085R* (* is N or P: N = NTSC, P=PAL)	E158873-A177-UL	
NETWORK CAMERA	XNB-6005* (* is N or P: N = NTSC, P=PAL)	E158873-A178-UL	
NETWORK VIDEO	SNR-D5401N	E158873-A179-UL	

File		Volume	Page	Date:
E158873	Index	X1	6	2018-02-12

RECORDER			
NETWORK CAMERA	XND-6085*, XND-6085V* (* is N or P: N = NTSC, P=PAL)	E158873-A180-UL	
NETWORK CAMERA	XNV-6085* (* is N or P: N = NTSC, P=PAL)	E158873-A181-UL	
NETWORK CAMERA	XNP-6040H* (* is N or P: N = NTSC, P=PAL)	E158873-A182-UL	
NETWORK VIDEO DECODER	SPD-150* (* is N or P: N = NTSC, P=PAL)	E158873-A184-UL	
DIGITAL COLOR CAMERA	HCB-6000*, HCB-7000* (* is N or P: N = NTSC, P=PAL)	E158873-A185-UL	
DIGITAL COLOR CAMERA	HCZ-6320* (* is N or P: N = NTSC, P=PAL)	E158873-A186-UL	
NETWORK CAMERA	XNF-8010RVM*, XNF-8010RV*, XNF-8010R* (* is N or P: N = NTSC, P=PAL)	E158873-A187-UL	
DIGITAL COLOR CAMERA	HCO-6070R*, HCO-6080R* (* is N or P: N = NTSC, P=PAL)	E158873-A188-UL	
NETWORK CAMERA	XNB-6001* (* is N or P: N = NTSC, P=PAL)	E158873-A189-UL	
DIGITAL COLOR CAMERA	HCO-7070R* (* is N or P: N = NTSC, P=PAL)	E158873-A190-UL	
LENS MODULE	SLA-T2480*, SLA-T2480V*, SLA-T4680*, SLA-T4680V* (* is N or P: N = NTSC, P=PAL)	E158873-A191-UL	
DIGITAL COLOR CAMERA	HCD-7070R* (* is N or P: N = NTSC, P=PAL)	E158873-A192-UL	
DIGITAL COLOR CAMERA	HCV-7070R* (* is N or P: N = NTSC, P=PAL)	E158873-A193-UL	
NETWORK VIDEO RECORDER	TRM-1610S	E158873-A194-UL	
LENS MODULE	SLA-T1080F* (* is N or P: N = NTSC, P=PAL)	E158873-A195-UL	
NETWORK SWITCH	SPN-10080P, SPN-10080PM	E158873-A196-UL	
ANALOG CAMERA	HCV-7010R*, HCV-7020R*, HCV-7030R* (* is N or P: N = NTSC, P=PAL)	E158873-A197-UL	
DIGITAL COLOR CAMERA	HCD-7010R*, HCD-7020R*, HCD-7030R* (* is N or P: N = NTSC, P=PAL)	E158873-A198-UL	
DIGITAL COLOR CAMERA	HCO-7010R*, HCO-7020R*, HCO-7030R* (* is N or P: N = NTSC, P=PAL)	E158873-A199-UL	
NETWORK CAMERA	XNP-6320, QNP-6230	E158873-A200-UL	
NETWORK CAMERA	XNP-6320H, XNP-6320HS, QNP-6230H	E158873-A201-UL	
NETWORK CAMERA	XNV-6013M	E158873-A205-UL	
NETWORK CAMERA	XNV-6012M, XNV-6012	E158873-A206-UL	
NETWORK CAMERA	XNV-6022R, XNV-6022RM	E158873-A207-UL	
NETWORK CAMERA	LNO-6070R	E158873-A208-UL	
NETWORK CAMERA	LNO-6030R, LNO-6020R, LNO-6010R	E158873-A209-UL	
NETWORK CAMERA	LNV-6070R	E158873-A210-UL	
NETWORK	LND-6070R	E158873-A213-UL	

File		Volume	Page	Date:
E158873	Index	X1	7	2018-02-12

CAMERA			
--------	--	--	--

CERTIFICATE OF COMPLIANCE

Certificate Number 20180212-E158873
Report Reference E158873-A213-UL
Issue Date 2018-FEBRUARY-12

Issued to: Hanwha Techwin Co Ltd
1204 Changwon-daero Seongsan-gu
Changwon-si Gyeongsangnam-do 51542 KOREA

This is to certify that representative samples of Information Technology Equipment Including Electrical Business Equipment
NETWORK CAMERA, Model LND-6070R

Have been investigated by UL in accordance with the Standard(s) indicated on this Certificate.

Standard(s) for Safety: UL 60950-1, Information Technology Equipment - Safety - Part 1: General Requirements
CAN/CSA C22.2 No. 60950-1-07, Information Technology Equipment - Safety - Part 1: General Requirements

Additional Information: See the UL Online Certifications Directory at www.ul.com/database for additional information

Only those products bearing the UL Certification Mark should be considered as being covered by UL's Certification and Follow-Up Service.

Look for the UL Certification Mark on the product.



Bruce Mahrenholz, Director North American Certification Program
UL LLC

Any information and documentation involving UL Mark services are provided on behalf of UL LLC (UL) or any authorized licensee of UL. For questions, please contact a local UL Customer Service Representative at <http://ul.com/aboutul/locations/>



UL TEST REPORT AND PROCEDURE

Standard:	UL 60950-1, 2nd Edition, 2014-10-14 (Information Technology Equipment - Safety - Part 1: General Requirements) CAN/CSA C22.2 No. 60950-1-07, 2nd Edition, 2014-10 (Information Technology Equipment - Safety - Part 1: General Requirements)
Certification Type:	Listing
CCN:	NWQG, NWGQ7 (Information Technology Equipment Including Electrical Business Equipment)
Product:	NETWORK CAMERA
Model:	LND-6070R
Rating:	PoE (37 Vdc - 57 Vdc), 0.18 A
Applicant Name and Address:	HANWHA TECHWIN CO LTD 1204 CHANGWON-DAERO SEONGSAN-GU CHANGWON-SI GYEONGSANGNAM-DO 51542 KOREA

This is to certify that representative samples of the products covered by this Test Report have been investigated in accordance with the above referenced Standards. The products have been found to comply with the requirements covering the category and the products are judged to be eligible for Follow-Up Service under the indicated Test Procedure. The manufacturer is authorized to use the UL Mark on such products which comply with this Test Report and any other applicable requirements of UL LLC ('UL') in accordance with the Follow-Up Service Agreement. Only those products which properly bear the UL Mark are considered as being covered by UL's Follow-Up Service under the indicated Test Procedure.

The applicant is authorized to reproduce the referenced Test Report provided it is reproduced in its entirety.

Any information and documentation involving UL Mark services are provided on behalf of UL LLC (UL) or any authorized licensee of UL.

Prepared by: SeungTae Kim

Reviewed by: ManSoo Huh

Supporting Documentation

The following documents located at the beginning of this Procedure supplement the requirements of this Test Report:

- A. Authorization - The Authorization page may include additional Factory Identification Code markings.
- B. Generic Inspection Instructions -
 - i. Part AC details important information which may be applicable to products covered by this Procedure. Products described in this Test Report must comply with any applicable items listed unless otherwise stated in the body of this Test Report.
 - ii. Part AE details any requirements which may be applicable to all products covered by this Procedure. Products described in this Test Report must comply with any applicable items listed unless otherwise stated in the body of each Test Report.
 - iii. Part AF details the requirements for the UL Certification Mark which is not controlled by the technical standard used to investigate these products. Products are permitted to bear only the Certification Mark(s) corresponding to the countries for which it is certified, as indicated in each Test Report.

Product Description

NETWORK CAMERA for indoor use.

Model Differences

N/A

Technical Considerations

- Equipment mobility : stationary
- Connection to the mains : No direct connection
- Operating condition : continuous
- Access location : operator accessible
- Over voltage category (OVC) : OVC I
- Mains supply tolerance (%) or absolute mains supply values : No direct connection
- Tested for IT power systems : No
- IT testing, phase-phase voltage (V) : N/A
- Class of equipment : Class III (supplied by SELV)
- Considered current rating of protective device as part of the building installation (A) : N/A
- Pollution degree (PD) : N/A
- IP protection class : IP X0
- Altitude of operation (m) : Less than 2 000
- Altitude of test laboratory (m) : Less than 2 000
- Mass of equipment (kg) : 0.272
- The product was submitted and evaluated for use at the maximum ambient temperature (Tma) permitted by the manufacturer's specification of: 55 °C
- The class of laser product is: Class 1 (I)
- The product was investigated to the following additional standards: IEC 62471:2006(First Edition)
- The following are available from the Applicant upon request: Installation (Safety) Instructions / Manual

Additional Information

NEW (4788307337)

Continuous operation with IR LED on.

Additional Standards

The product fulfills the requirements of: N/A

Markings and instructions

Clause Title	Marking or Instruction Details
Power rating - Ratings	Ratings (voltage, frequency/dc, current)
Power rating - Company identification	Listee's or Recognized company's name, Trade Name, Trademark or File Number
Power rating - Model	Model Number
Replaceable batteries	"CAUTION: Risk of Explosion if Battery is replaced by an Incorrect Type. Dispose of Used Batteries According to the Instructions."
Installation Manual - Network Environment	The following statement or similar shall be included in the User Manual: "Unit is intended for installation in a Network Environment 0 as defined in IEC TR 62102. As such, associated Ethernet wiring shall be limited to inside the building."
Installation Manual - UL Listed PoE Source	The following statement or similar shall be included in the User Manual: "The wired LAN hub providing power over the Ethernet (PoE) in accordance with IEEE 802-3af shall be a UL Listed device with the output evaluated as a Limited Power Source as defined in UL60950-1."
Installation Manual - Selection of Power Supply	The Users Manual should provide simple instructions for the correct selection of a suitable Listed Class 2 Power Units, including a statement such as "This product is intended to be supplied by Power Unit marked "Class 2" or "LPS" and rated PoE(37 V - 57 V), 0.18 A."

Special Instructions to UL Representative

N/A

Production-Line Testing Requirements

Electric Strength Test Special Constructions - Refer to Generic Inspection Instructions, Part AC for further information.

Model	Component	Removable Parts	Test probe location	V rms	V dc	Test Time, s
N/A	-	-	-	-	-	-

Earthing Continuity Test Exemptions - This test is not required for the following models:

All models

Electric Strength Test Exemptions - This test is not required for the following models:

All models

Electric Strength Test Component Exemptions - The following solid-state components may be disconnected from the remainder of the circuitry during the performance of this test:

N/A

Sample and Test Specifics for Follow-Up Tests at UL

Model	Component	Material	Test	Sample(s)	Test Specifics
N/A	-	-	-	-	-

1.5.1	TABLE: list of critical components					Pass
Object/part or Description	Manufacturer/ trademark	type/model	technical data	Product Category CCN(s)	Required Marks of Conformity	Supplement ID
Transparent Dome Cover Enclosure (Plastic)	SABIC INNOVATIVE PLASTICS B V	143R(f1)	Min. 2.0 mm thick, rated HB, 130 deg. C. No openings.	QMFZ2	UL (E45329)	
External Side Enclosure (Plastic)	LOTTE ADVANCED MATERIALS CO LTD	NH-1035(+)	Min. 1.5 mm thick, rated V-0, 80 deg. C. No openings.	QMFZ2	UL (E115797)	
External Bottom Enclosure (Plastic)	LOTTE ADVANCED MATERIALS CO LTD	NH-1035(+)	Min. 1.5 mm thick, rated V-0, 80 deg. C. No openings.	QMFZ2	UL (E115797)	
Camera Cover parts (Plastic)	LOTTE ADVANCED MATERIALS CO LTD	NH-1035(+)	Min. 1.5 mm thick, rated V-0, 80 deg. C. No openings.	QMFZ2	UL (E115797)	
Transformer(T2)	SHENZHEN GROUP-TEK ELECTRONICS TECHNOLOGY CO.,LTD	PDT2431SR	130 deg.C, See enclosure for more detail.	-	-	7-01
Opto-coupler (LS1)	LITE-ON TECHNOLOGY CORP	LTV-816	Isolation Voltage: 5 300. Max. Operation Temperature: 110 deg.C	FPQU2/8	UL (E113898)	
Rechargeable button cell battery (BAT1)	SEIKO INSTRUMENTS INC MICRO-ENERGY DIV	ML414H	Lithium (Coin), Rechargeable, Max. 3.4 Vdc, Max. 300 mA	BBCV2	UL (MH15628)	
Connectors and Receptacles (Secondary circuits)	Interchangeable	Interchangeable	-	ECBT2 or RTRT2	UL	
(Alternate)	Interchangeable	Interchangeable	Copper alloy pins housed in bodies of plastic rated Min. V-2	QMFZ2	UL	
Internal Wiring (Secondary)	Interchangeable	Interchangeable	FEP, PTFE, PVC, TFE, neoprene, polyimide or marked VW-1; Min. 30 deg. C V, 80	AVLV2	UL	
LED	CYBRIGHT IR LED	XB-L5BT3BAD-80	VF =Max. 1.8 V IF=Max.100 mA, 12 EA, See enclosure for more detail.	-	-	
Thermal Pad	KOMOTECH CO	GP-1	Min. 0.35 mm thickness, rated	QMFZ2	USR	

	LTD		V-0, 150 deg. C		(E245303)	
Cable	Interchangeable	Interchangeable	FEP, PTFE, PVC, TFE, neoprene, polyimide or marked VW-1; Min. 30 V, 80 deg. C	AVLV2	UL	
FPWB	Interchangeable	Interchangeable	Min. V-080 deg. C.	QMFZ2 or QMTS2	UL	
PWB	Interchangeable	Interchangeable	Min. V-1, 105 deg. C.	ZPMV2	UL	
Label	Interchangeable	Interchangeable	Min. 70 deg. C if max. surface temperature not specified.	PGDQ2 or PGJ12	UL	


Enclosures


<u>Type</u>	<u>Supplement Id</u>	<u>Description</u>
Photographs	3-01	OverView - 4788307337
Photographs	3-02	OverView 2 - 4788307337
Photographs	3-03	Internal view 1 - 4788307337
Photographs	3-05	Main board Top view - 4788307337
Photographs	3-06	Main board Bottom view - 4788307337
Photographs	3-08	LEDs Top View - 4788307337
Photographs	3-09	LEDs Bottom View - 4788307337
Photographs	3-10	LENS Part 1 - 4788307337
Photographs	3-11	LENS Part 2 - 4788307337
Photographs	3-12	Sub Board Top View - 4788307337
Photographs	3-13	Sub Board Bottom View - 4788307337
Manuals	6-01	Manual - 4788307337
Miscellaneous	7-01	Transformer (T1) spec by SHENZHEN - 4788307337
Miscellaneous	7-02	Enclosure dimension - 4788307337
Miscellaneous	7-03	Label - 4788307337
Miscellaneous	7-04	Dual language safety labeling CRD - 4788307337
Miscellaneous	7-05	LED Spec - 4788307337
Miscellaneous	7-06	IEC 62471, Report - 4788307337
Miscellaneous	7-07	PCB Silk & Layout - 4788307337


























WISeNeT

NETWORK CAMERA

User Manual

LND-6010R/LND-6020R/LND-6030R/LND-6070R
LNO-6010R/LNO-6020R/LNO-6030R/LNO-6070R
LNV-6010R/LNV-6020R/LNV-6030R/LNV-6070R

CE

Network Camera User Manual

Copyright

©2018 Hanuha Technin Co., Ltd. All rights reserved.

Trademark

Each of trademarks herein is registered. The name of this product and other trademarks mentioned in this manual are the registered trademark of their respective company.

Restriction

Copyright of this document is reserved. Under no circumstances, this document shall be reproduced, distributed or changed, partially or wholly, without formal authorization.

Disclaimer

Hanuha Technin makes the best to verify the integrity and correctness of the contents in this document, but no formal guarantee shall be provided. Use of this document and the subsequent results shall be entirely on the user's own responsibility. Hanuha Technin reserves the right to change the contents of this document without prior notice.

❖ Design and specifications are subject to change without prior notice.

❖ The initial administrator ID is "admin" and the password should be set when logging in for the first time.

Please change your password every three months to safely protect personal information and to prevent the damage of the information theft.

Please, take note that it's a user's responsibility for the security and any other problems caused by mismanaging a password.

overview

IMPORTANT SAFETY INSTRUCTIONS

1. Read these instructions.
2. Keep these instructions.
3. Heed all warnings.
4. Follow all instructions.
5. Do not use this apparatus near water.
6. Clean the contaminated area on the product surface with a soft, dry cloth or a damp cloth.
(Do not use a detergent or cosmetic products that contain alcohol, solvents or surfactants or oil constituents as they may deform or cause damage to the product.)
7. Do not block any ventilation openings. Install in accordance with the manufacturer's instructions.
8. Do not install near any heat sources such as radiators, heat registers, stoves, or other apparatus (including amplifiers) that produce heat.
9. Do not defeat the safety purpose of the polarized or grounding-type plug. A polarized plug has two blades with one wider than the other. A grounding type plug has two blades and a third grounding prong. The wide blade or the third prong are provided for your safety. If the provided plug does not fit into your outlet, consult an electrician for replacement of the obsolete outlet.
10. Protect the power cord from being walked on or pinched particularly at plugs, convenience receptacles, and the point where they exit from the apparatus.
11. Only use attachments/ accessories specified by the manufacturer.
12. Use only with the cart, stand, tripod, bracket, or table specified by the manufacturer, or sold with the apparatus. When a cart is used, use caution when moving the cart/ apparatus combination to avoid injury from tip-over.
13. Unplug this apparatus during lightning storms or when unused for long periods of time.
14. Refer all servicing to qualified service personnel. Servicing is required when the apparatus has been damaged in any way, such as power-supply cord or plug is damaged, liquid has been spilled or objects have fallen into the apparatus, the apparatus has been exposed to rain or moisture, does not operate normally, or has been dropped.
15. This product is intended to be supplied by a Listed Power Supply Unit marked "Class 2" or "LPS" and rated from PoE, 0.18A.
16. If you use excessive force when installing the product, the camera may be damaged and malfunction. If you forcibly install the product using non-compliant tools, the product may be damaged.
17. Do not install the product in a place where chemical substances or oil mist exists or may be generated. As edible oils such as soybean oil may damage or warp the product, do not install the product in the kitchen or near the kitchen table.
This may cause damage to the product.
18. When installing the product, be careful not to allow the surface of the product to be stained with chemical substance.
Some chemical solvents such as cleaner or adhesives may cause serious damage to the product's surface.
19. If you install/disassemble the product in a manner that has not been recommended, the production functions/ performance may not be guaranteed.
Install the product by referring to "Installation & connection" in the user manual.
20. Installing or using the product in water can cause serious damage to the product.



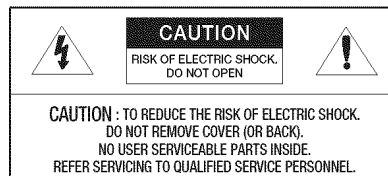
WARNING

TO REDUCE THE RISK OF FIRE OR ELECTRIC SHOCK, DO NOT EXPOSE THIS PRODUCT TO RAIN OR MOISTURE. DO NOT INSERT ANY METALLIC OBJECT THROUGH THE VENTILATION GRILLS OR OTHER OPENINGS ON THE EQUIPMENT.

Apparatus shall not be exposed to dripping or splashing and that no objects filled with liquids, such as vases, shall be placed on the apparatus.

To prevent injury, this apparatus must be securely attached to the Wall/ceiling in accordance with the installation instructions.

CAUTION



EXPLANATION OF GRAPHICAL SYMBOLS



The lightning flash with arrowhead symbol, within an equilateral triangle, is intended to alert the user to the presence of "dangerous voltage" within the product's enclosure that may be of sufficient magnitude to constitute a risk of electric shock to persons.



The exclamation point within an equilateral triangle is intended to alert the user to the presence of important operating and maintenance (servicing) instructions in the literature accompanying the product.

overview

Class I construction

An apparatus with CLASS I construction shall be connected to a MAINS socket outlet with a protective earthing connection.

Battery

Batteries (battery pack or batteries installed) shall not be exposed to excessive heat such as sunshine, fire or the like.

Disconnection Device

Disconnect the main plug from the apparatus, if it's defected. And please call a repair man in your location.

When used outside of the U.S., it may be used HAR code with fittings of an approved agency is employed.

CAUTION

Risk of explosion if battery is replaced by an incorrect type.

Dispose of used batteries according to the instructions.

These servicing instructions are for use by qualified service personnel only.

To reduce the risk of electric shock do not perform any servicing other than that contained in the operating instructions unless you are qualified to do so.

Please use the input power with just one camera and other devices must not be connected.

The ITE is to be connected only to PoE networks without routing to the outside plant.

The wired LAN hub providing power over the Ethernet (PoE) in accordance with IEEE 802.3af shall be a UL Listed device with the output evaluated as a Limited Power Source as defined in UL60950-1.

Unit is intended for installation in a Network Environment 0 as defined in IEC TR 62102. As such, associated Ethernet wiring shall be limited to inside the building.

Please read the following recommended safety precautions carefully.

- Do not place this apparatus on an uneven surface.
- Do not install on a surface where it is exposed to direct sunlight, near heating equipment or heavy cold area.
- Do not place this apparatus near conductive material.
- Do not attempt to service this apparatus yourself.
- Do not place a glass of water on the product.
- Do not install near any magnetic sources.
- Do not block any ventilation openings.
- Do not place heavy items on the product.
- Please wear protective gloves when installing/removing the camera.
The high temperature of the product surface may cause a burn.

User's Manual is a guidance book for how to use the products.

The meaning of the symbols are shown below.

- Reference : In case of providing information for helping of product's usages
 - Notice : If there's any possibility to occur any damages for the goods and human caused by not following the instruction
- ※ Please read this manual for the safety before using of goods and keep it in the safe place.

CONTENTS

OVERVIEW	3	Important Safety Instructions
	6	Product Features
	6	Recommended PC Specifications
	6	Recommended Micro SD/SDHC/SDXC Memory Card Specifications
	7	What's Included
		(LND-6010R/6020R/6030R/6070R)
	7	What's Included
		(LNO-6010R/6020R/6030R/6070R)
	8	What's Included
		(LNV-6010R/6020R/6030R/6070R)
	9	At a Glance (LND-6010R/6020R/6030R)
	10	At a Glance (LND-6070R)
	12	At a Glance (LNO-6010R/6020R/6030R)
	12	At a Glance (LNO-6070R)
	13	At a Glance (LNV-6010R/6020R/6030R)
	14	At a Glance (LNV-6070R)
INSTALLATION & CONNECTION	15	Installation
		(LND-6010R/6020R/6030R/6070R)
	16	Installation
		(LNO-6010R/6020R/6030R/6070R)
	18	Installation
		(LNV-6010R/6020R/6030R/6070R)
	20	Inserting/Removing a Micro SD Memory Card
	22	Powering and networking

NETWORK CONNECTION AND SETUP

23

23	Connecting the Camera Directly to Local Area Networking
23	Connecting the Camera Directly to a DHCP Based DSL/Cable Modem
24	Connecting the Camera Directly to a PPPoE Modem
24	Connecting the Camera to a Broadband Router with the PPPoE/Cable Modem
25	Buttons used in IP Installer
25	Static IP Setup
27	Dynamic IP Setup
27	Port Range Forward (Port Mapping) Setup
28	Connecting to the Camera from a Shared Local PC
28	Connecting to the Camera from a Remote PC via the Internet

WEB VIEWER

29

29	Connecting to the Camera
30	Password setting
30	Login
30	Plug-in support specifications for each browser
31	Installing WebViewer Plugin
31	Using a Plug-in Free Webviewer

APPENDIX

32

32	Specification
36	Product Overview
39	Troubleshooting
40	Open Source Announcement

overview

PRODUCT FEATURES

- **Dustproof/Waterproof (IP66) (LNO-6010R/6020R/6030R/6070R, LNV-6010R/6020R/6030R/6070R)**
The dustproof and waterproof design makes you feel at ease when installing the product outdoors or exposing it to rain.
- **IR mode**
If the IR indicator turns on, the product switches to the IR mode for preventing an object from being too bright, which helps you identify the object in near distance.
- **Supports 2 megapixel resolution videos**
- **Multi-Streaming**
This network camera can display videos in different resolutions and qualities simultaneously using different CODECs.
- **Web Browser-based Monitoring**
Using the Internet web browser to display the image in a local network environment.
- **Alarm**
When an event occurs, related videos are sent to the user's registered e-mail and FTP server or stored on the Micro SD memory card.
- **Tampering Detection**
Detects tampering attempts on video monitoring.
- **Motion Detection**
Detects motion from the camera's video input.
- **ONVIF Compliance**
This product supports ONVIF Profile S&G.
For more information, refer to www.onvif.org.



RECOMMENDED PC SPECIFICATIONS







- CPU : Intel(R) Core(TM) i7 3.4 GHz or higher
 - Supported OS : Windows, Mac OS X
 - **Plug-in free web viewer**
Supported web browsers : Google Chrome, MS Edge, Mozilla Firefox(Window 64bit only), Apple Safari(Mac OS X only)
 - **Plug-in Webviewer**
Supported web browsers : MS Explorer
 - VGA : PCIe 256MB GDDR3 video graphics card or higher
- ※ For detailed version information on the OS and the browser, please refer to the appendix.

RECOMMENDED MICRO SD/SDHC/SDXC MEMORY CARD SPECIFICATIONS

- Recommended capacity : 16GB ~ 32GB (MLC Type)
- For your camera, we recommend you use a memory card from the following manufacturers:
Micro SD/SDHC/SDXC Memory Card : Sandisk, Transcend









WHAT'S INCLUDED (LND-6010R/6020R/6030R/6070R)

Please check if your camera and accessories are all included in the product package.
(As for each sales country, accessories are not the same.)

Appearance	Item Name	Quantity	Description
	Camera	1	
	Instruction book, Installer S/W CD	1	
	Quick Guide (Optional)	1	
	Warranty card (Optional)	1	
	Template	1	Product installation guide
	Tapping Screw	2	Used for installation on the wall or ceiling

WHAT'S INCLUDED (LNO-6010R/6020R/6030R/6070R)











Please check if your camera and accessories are all included in the product package.
(As for each sales country, accessories are not the same.)

Appearance	Item Name	Quantity	Description	Model Name
	Camera	1		LNO-6010R/6020R/ 6030R/6070R
	Instruction book, Installer S/W CD	1		Use for all models
	Quick Guide (Optional)	1		
	Warranty card (Optional)	1		
	Template	1	Product installation guide	
	Tapping Screw	3	Used for installation on the wall or ceiling	
	RJ45 waterproof accessory	1	Used to install in humid places	LNO-6070R
	Card-type moisture absorbent	1	Attached when installed.	

overview

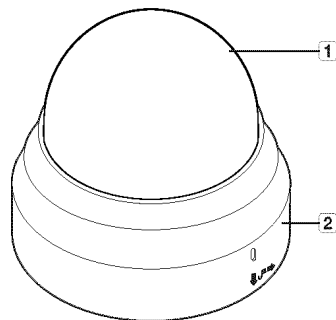
WHAT'S INCLUDED (LNV-6010R/6020R/6030R/6070R)

Please check if your camera and accessories are all included in the product package.
(As for each sales country, accessories are not the same.)

Appearance	Item Name	Quantity	Description	Model Name
	Camera	1		LNV-6010R/6020R/ 6030R/6070R
	Instruction book, Installer SW CD	1		Use for all models
	Quick Guide (Optional)	1		
	Warranty card (Optional)	1		
	Template	1	Product installation guide	
	Star-shaped wrench	1	Used for the assembly and disassembly of dome covers	
	Card-type moisture absorbent	1	Attached when installed.	
	Cable bush	1	Used to connect the LAN cable with a diameter of Ø7~8.5.	
	Tapping Screw	2	Used for installation on the wall or ceiling	LNV-6010R/ 6020R/6030R
		3		LNV-6070R

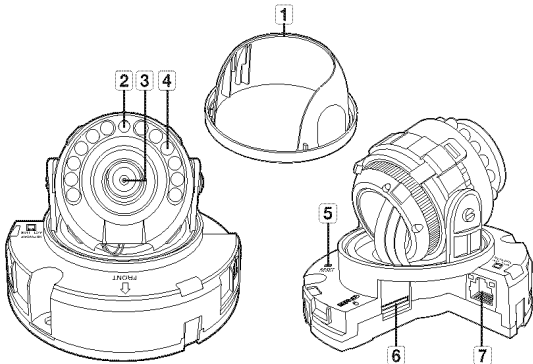
AT A GLANCE (LND-6010R/6020R/6030R)

Appearance



Item	Description
1 Dome cover	Case cover used to protect the lens and the main unit.
2 Camera Case	Housing part that covers the camera body.

Components

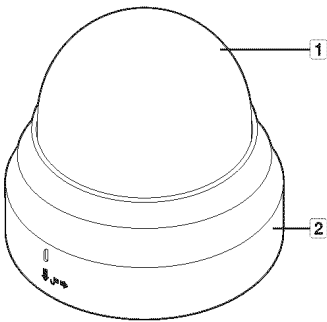


Item	Description
1 Inside cover	Protective cover for the main body.
2 Illumination Sensor	Detects incoming light to control the IR LED.
3 Lens	Lens for the camera.
4 IR LED	These infrared LED's are controlled by the illumination sensor.
5 Reset Button	The button restores all camera settings to the factory default. Press and hold for about 5 seconds to reboot the system. If you reset the camera, the network settings will be adjusted so that DHCP can be enabled. If there is no DHCP server in the network, you must run the IP Installer program to change the basic network settings such as IP address, Subnet mask, Gateway, etc., before you can connect to the network.
6 Micro SD Memory Card Compartment	Compartment for the Micro SD memory card.
7 PoE connector	Supply power through the Ethernet cable and connect to the network.

overview

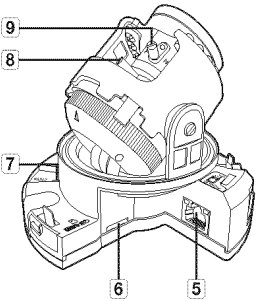
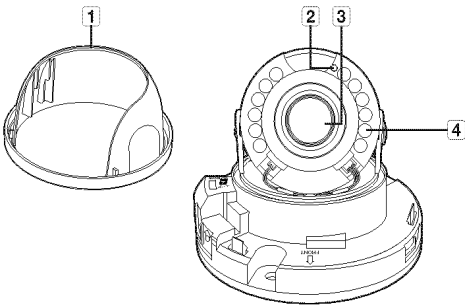
AT A GLANCE (LND-6070R)

Appearance



Item	Description
1 Dome cover	Case cover used to protect the lens and the main unit.
2 Camera Case	Housing part that covers the camera body.

Components

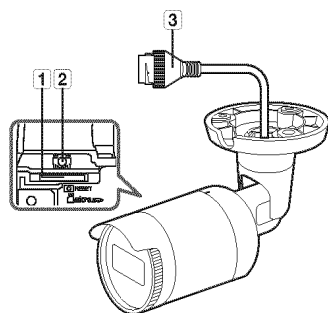


Item	Description
1 Inside cover	Protective cover for the main body.
2 Illumination Sensor	Detects incoming light to control the IR LED.
3 Lens	Lens for the camera.
4 IR LED	These infrared LED's are controlled by the illumination sensor.
5 PoE connector	Supply power through the Ethernet cable and connect to the network.
6 Micro SD Memory Card Compartment	Compartment for the Micro SD memory card.
7 Reset Button	<p>The button restores all camera settings to the factory default. Press and hold for about 5 seconds to reboot the system.</p> <p>☞ If you reset the camera, the network settings will be adjusted so that DHCP can be enabled. If there is no DHCP server in the network, you must run the IP Installer program to change the basic network settings such as IP address, Subnet mask, Gateway, etc., before you can connect to the network.</p>
8 Zoom control lever	T Zoom in (Tele)
	W Zoom out (Wide)
	Release the lever and move it to left or right to zoom the lens in or out. Turn the lever clockwise to fix the adjusted position to prevent it from being moved.
9 Focus control lever	N Focusing on a near object (Near)
	F Focusing on a far object (Far)
	Release the lever and move it to left or right to adjust the lens focus. Turn the lever clockwise to fix the adjusted position to prevent it from being moved.

overview

AT A GLANCE (LNO-6010R/6020R/6030R)

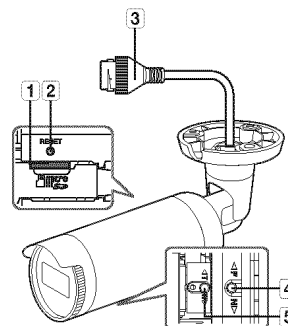
Appearance



Item	Description
1 Micro SD card slot	(Internal space of the product) This is a slot in which you can insert a Micro SD card.
2 Reset button	The button restores all camera settings to the factory default. Press and hold for about 5 seconds to reboot the system. If you reset the camera, the network settings will be adjusted so that DHCP can be enabled. If there is no DHCP server in the network, you must run the IP Installer program to change the basic network settings such as IP address, Subnet mask, Gateway, etc., before you can connect to the network.
3 PoE connector	Supply power through the Ethernet cable and connect to the network.

AT A GLANCE (LNO-6070R)

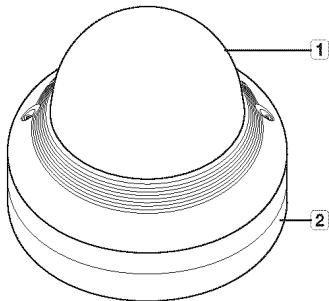
Appearance



Item	Description
1 Micro SD card slot	(Internal space of the product) This is a slot in which you can insert a Micro SD card.
2 Reset button	The button restores all camera settings to the factory default. Press and hold for about 5 seconds to reboot the system. If you reset the camera, the network settings will be adjusted so that DHCP can be enabled. If there is no DHCP server in the network, you must run the IP Installer program to change the basic network settings such as IP address, Subnet mask, Gateway, etc., before you can connect to the network.
3 PoE connector	Supply power through the Ethernet cable and connect to the network.
4 Focus control lever	N Focusing on a near object (Near)
	F Focusing on a far object (Far)
5 Zoom control lever	Release the lever and move it to left or right to adjust the lens focus. Turn the lever clockwise to fix the adjusted position to prevent it from being moved.
	T Zoom in (Tele)
	W Zoom out (Wide)
5 Zoom control lever	Release the lever and move it to left or right to zoom the lens in or out. Turn the lever clockwise to fix the adjusted position to prevent it from being moved.

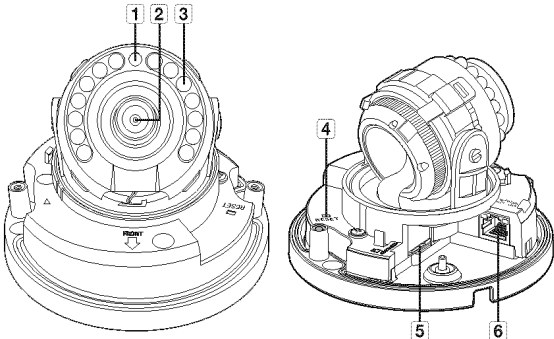
AT A GLANCE (LNV-6010R/6020R/6030R)

Appearance



Item	Description
1 Dome cover	Case cover used to protect the lens and the main unit.
2 Camera Case	Housing part that covers the camera body.

Components

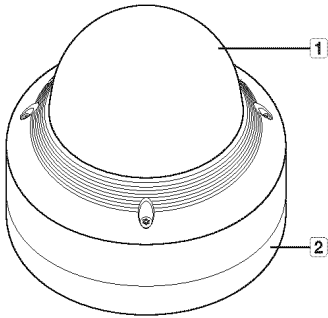


Item	Description
1 Illumination Sensor	Detects incoming light to control the IR LED.
2 Lens	Lens for the camera.
3 IR LED	These infrared LED's are controlled by the illumination sensor.
4 Reset button	The button restores all camera settings to the factory default. Press and hold for about 5 seconds to reboot the system. If you reset the camera, the network settings will be adjusted so that DHCP can be enabled. If there is no DHCP server in the network, you must run the IP Installer program to change the basic network settings such as IP address, Subnet mask, Gateway, etc., before you can connect to the network.
5 Micro SD Memory Card Compartment	Compartment for the Micro SD memory card.
6 PoE connector	Supply power through the Ethernet cable and connect to the network.

overview

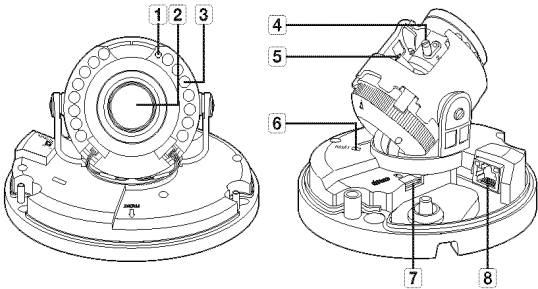
AT A GLANCE (LNV-6070R)

Appearance



Item	Description
1 Dome cover	Case cover used to protect the lens and the main unit.
2 Camera Case	Housing part that covers the camera body.

Components



Item	Description	
1 Illumination Sensor	Detects incoming light to control the IR LED.	
2 Lens	Lens for the camera.	
3 IR LED	These infrared LED's are controlled by the illumination sensor.	
4 Focus control lever	N	Focusing on a near object (Near)
	F	Focusing on a far object (Far)
5 Zoom control lever	T	Zoom in (Tele)
	W	Zoom out (Wide)
6 Reset button	The button restores all camera settings to the factory default. Press and hold for about 5 seconds to reboot the system. If you reset the camera, the network settings will be adjusted so that DHCP can be enabled. If there is no DHCP server in the network, you must run the IP Installer program to change the basic network settings such as IP address, Subnet mask, Gateway, etc., before you can connect to the network.	
7 Micro SD Memory Card Compartment	Compartment for the Micro SD memory card.	
8 PoE connector	Supply power through the Ethernet cable and connect to the network.	

installation & connection

INSTALLATION (LND-6010R/6020R/6030R/6070R)

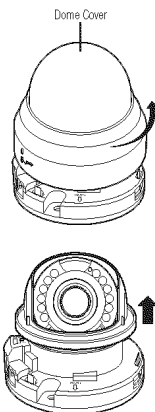
Precautions before installation

Ensure you read out the following instructions before installing the camera:

- It must be installed on the area (ceiling or wall) that can withstand 5 times the weight of the camera including the installation bracket.
- Stuck-in or peeled-off cables can cause damage to the product or a fire.
- For safety purposes, keep anyone else away from the installation site. And put aside personal belongings from the site, just in case.
- For the manual variable focal lens camera, features such as focus and zoom should be adjusted before installation. When adjusting these, be sure to prevent foreign substances from becoming attached.

Disassembling

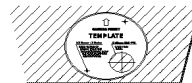
1. Use one hand to hold the camera's bottom part and turn the cover counterclockwise with another hand to separate it.



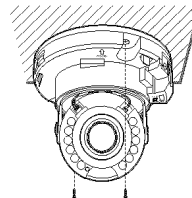
2. Lift up the inner cover to separate it.

Installation

1. Attach the installation template to the desired location, and drill holes by following the template.



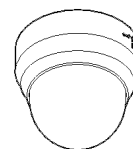
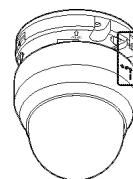
2. Use the provided tapping screws to secure the camera to the holes drilled through the template.
 - Set the < ➔ > mark imprinted on the camera to face the direction of camera monitoring.
3. Connect the camera internal terminal with the corresponding cable.
4. Adjust the lens in a desired direction by referring to the "Adjusting the monitoring direction for the camera" section, (page 20)



- You are recommended not to touch the lens separately, as it is shipped from the factory with the focus correctly adjusted when the inspection is completed. Touching the lens may cause the focus to become distorted or the lens to become dirty. (LND-6010R/6020R/6030R)
- For the manual variable focal lens camera, features such as focus and zoom should be adjusted before installation. When adjusting these, be sure to prevent foreign substances from becoming attached. (LND-6070R)


5. Please connect the inner cover to the main body.
6. While grabbing the bottom side of the camera with your hand, please grab and push its cover with the other hand to align the two arrow signs, as shown in the figure.

- To assemble the dome cover, make the arrows match each other and press the cover firmly. If the dome cover is rotated during assembly or is assembled incorrectly, diffused reflection may occur or the lens section may rotate, which will cause the shooting range to be changed.
- Make sure that the dome cover is correctly connected to the bottom part as shown in the figure. If the snap-fit is not connected correctly, the dome cover may fall, which may cause injury.



installation & connection

INSTALLATION (LNO-6010R/6020R/6030R/6070R)

-  This camera is waterproof and in compliance with the IP66 spec, but the jack connected to the external cable is not. You are recommended to install this product below the edge of eaves to prevent the cable from being externally exposed.

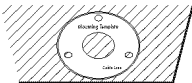
Precautions before installation

Ensure you read out the following instructions before installing the camera:

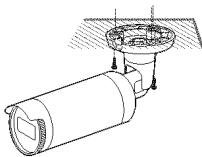
- It must be installed on the area (ceiling or wall) that can withstand 5 times the weight of the camera including the installation bracket.
- Stuck-in or peeled-off cables can cause damage to the product or a fire.
- For safety purposes, keep anyone else away from the installation site. And put aside personal belongings from the site, just in case.
- For the manual variable focal lens camera, features such as focus and zoom should be adjusted before installation. When adjusting these, be sure to prevent foreign substances from becoming attached.

Installation


1. Attach the installation template to the desired location, and drill holes by following the template.

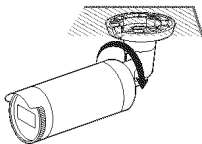


2. Use the provided tapping screws to secure the camera to the holes drilled through the template.
3. Connect the appropriate cables with camera terminals.



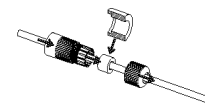
4. Adjust the orientation of the camera using a Phillips screwdriver.

-  When you adjust the camera position using a bracket, please loosen the bracket screw, adjust the camera, and tighten it. If you attempt to adjust it forcibly while the screw is tight, it may result in a scratch or other problems.

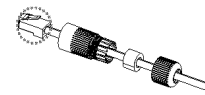


How to connect the RJ45 waterproof cable to a LAN cable

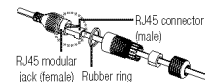
1. Insert it through the arrow direction.




2. Connect the LAN connector (male) to the cable.

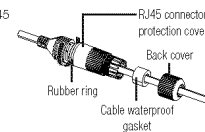


3. Connect the RJ45 modular jack (female) to the RJ45 connector (male).

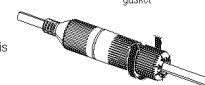



-  Please, keep each of the parts separated.

4. Assemble by rotating the RJ45 modular jack (female) and the RJ45 protection cover clockwise (Follow the arrow).



5. Assemble by rotating RJ45 protection cover and back cover clockwise (Follow the arrow). When the back cover is assembled, the cable waterproof gasket is tightly attached to the cable to make it waterproof.



-  You must fully assemble it to rotate the back cover up to the end of the screw thread of the RJ45 connector.

Outdoor installation

When you install it outside of the building, please waterproof it with waterproof butyl rubber tape (can be purchased in stores) so that water does not leak from the gap of the cable connected to the outside.

1. Connect the PoE cable.

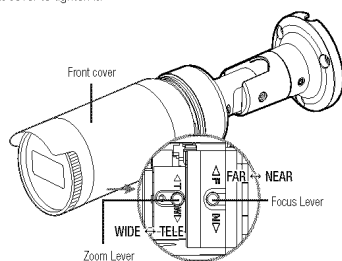
2. Wrap the black cable jacket (Area A) and the cable connection area with waterproof (butyl rubber) tape so that more than half of the butyl rubber tape is overlapped.



- If the cable jacket is not waterproofed properly, then it can directly cause leakage. Make sure to protect the cable with a dense layer of taping.
- Waterproof butyl tape is made of butyl rubber that can be stretched to twice its normal length.

To adjust the zoom factor or focus (LNO-6070R)

1. Loosen the front cover as shown.
2. Loosen the zoom/focus lever slightly.
3. Position the zoom/focus lever to WIDE (NEAR) or TELE (FAR) as appropriate.
4. Then, tighten the zoom/focus lever to fix the adjusted position.
5. Turn the front cover to tighten it.

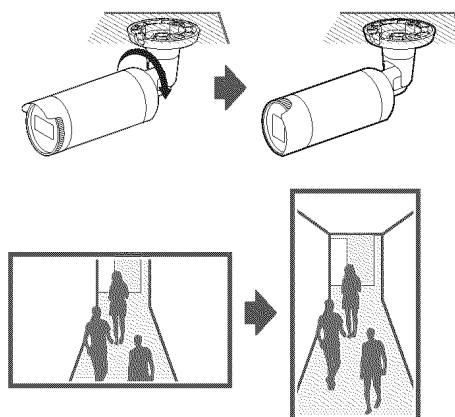


- To ensure seamless waterproofing, tighten up the front cover by turning it to the end.
- When combining the front cover, please combine the main body and the front cover so that the LOCK indicator is interlocked.
- Use the lever to adjust the zoom factor or focus, and turn the lever clockwise to fix it.
- Before you can adjust the zoom factor/focus of the lens, loosen and remove the front cover.

Hallway view


The camera can be rotated to enlarge the vertical monitoring area to an aspect ratio of 9:16, making it suitable for narrow corridors and passageways.

- Rotate both the camera body and the front cover.



installation & connection

INSTALLATION (LNV-6010R/6020R/6030R/6070R)

-  This camera is waterproof and in compliance with the IP66 spec, but the jack connected to the external cable is not. You are recommended to install this product below the edge of eaves to prevent the cable from being externally exposed.

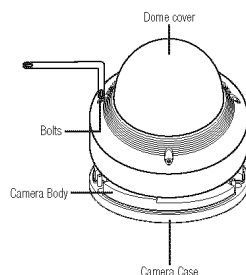
Precautions before installation

Ensure you read out the following instructions before installing the camera:

- It must be installed on the area (ceiling or wall) that can withstand 5 times the weight of the camera including the installation bracket.
- Stuck-in or peeled-off cables can cause damage to the product or a fire.
- For safety purposes, keep anyone else away from the installation site. And put aside personal belongings from the site, just in case.
- For the manual variable focal lens camera, features such as focus and zoom should be adjusted before installation. When adjusting these, be sure to prevent foreign substances from becoming attached.

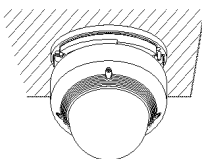
Disassembling

- Remove the dome cover by loosening the fastening bolts by turning them counterclockwise using the supplied star-shaped wrench.




Installation

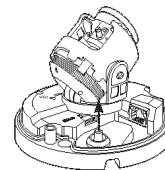
- Attach the installation template to the desired location, and drill holes by following the template.
- Use the provided tapping screws to secure the camera to the holes drilled through the template.
- Connect and arrange the necessary cables lest that they should be damaged or twisted while installing the camera.
- Adjust the lens in a desired direction by referring to the "Adjusting the monitoring direction for the camera" section. (page 20)
- Close the dome cover.
 - Tighten the fastening bolts tightly using the star-shaped wrench to prevent water leakage.



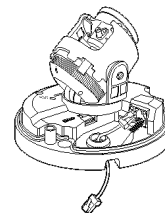
Connecting the LAN cable

- Remove the dome cover and the case.
- Pull out the long projected part of the rubber plug on the bottom and remove it as shown in the figure.

-  Use an appropriate cable bush for the LAN cable to be connected.
- Basic camera : Use the cable with a diameter of Ø5~6.5.
 - Components provided : Use the cable with a diameter of Ø7~8.5.



- Insert the LAN cable through the hole that was formed by removing the protruded part in step 2.
- Remove the sheath with a cable cutter, and align the cables.
- Connect the LAN cable with a LAN connector, and insert it into the LAN tool.
- Connect the finished cable to the Ethernet port.



Attaching to the unbundled adapter

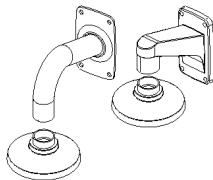
Choose and purchase a necessary one of the following options (unbundled) that is suitable to the installation site or for your convenience.

- Remove the dome cover from the case by referring to the "Disassembling" section. (page 18)
- Use the provided machine screw to fix the camera case to the unbundled adapter.
- Connect and arrange the necessary cables lest that they should be damaged or twisted while installing the camera.
- Install the camera body in the reverse order of "Disassembling".
- Adjust the lens in a desired direction by referring to the "Adjusting the monitoring direction for the camera" section. (page 20)
- Close the dome cover.
 - Securely fasten the fastening bolt using an L wrench to prevent water from leaking.

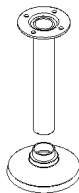
Optional Accessories for Installation

For your easier installation, you can purchase appropriate optional accessories available.

1. WALL MOUNT ADAPTOR(SBP-300WMW1)/
HANGING MOUNT(SBP-122HMMW : LND-6070R, LNV-
6010R/6020R/6030R, SBP-301HMMW2 : LNV-6070R, SBP-
300HMMW7 : LND-6010R/6020R/6030R)
This adaptor is used when installing the dome camera onto a
wall.

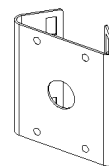


2. CEILING MOUNT ADAPTOR(SBP-300CM)/HANGING MOUNT(SBP-
122HMMW : LND-6070R, LNV-6010R/6020R/6030R, SBP-301HMMW2 :
LNV-6070R, SBP-300HMMW7 : LND-6010R/6020R/6030R)
This adaptor is used when installing the dome camera on a concrete
ceiling.



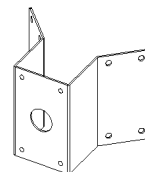
3. POLE MOUNT ADAPTOR(SBP-300PM)

This is an adaptor for WALL MOUNT ADAPTOR (SBP-300WM or SBP-
300WM1) installation on a pole whose diameter is bigger than 60mm.



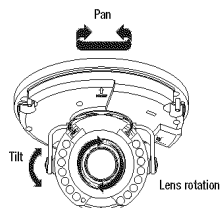
4. CORNER MOUNT ADAPTOR (SBP-300KM)

This is an adaptor for WALL MOUNT ADAPTOR (SBP-300WM or
SBP-300WM1) installation on the corner of wall joint.



installation & connection

Adjusting the monitoring direction for the camera (LND-6010R/6020R/6030R/6070R, LNV-6010R/6020R/6030R/6070R)



▪ Adjusting the monitoring direction

You can adjust the camera direction only when the camera is fixed on the ceiling. Where, rotating the camera unit to the left or right is called Pan, adjusting the tilt is called Tilt, and turning the lens on its axis is called Rotation.

- The effective range of pan is a total of 350 degrees.
- The effective range of rotation is a total of 355 degrees.
- The effective range of tilt is a total of 67 degrees.



- The image can be covered up by the camera case depending on the angle.
- Do not forcefully turn the focus/zoom lens after the dome case is disassembled. Otherwise, it may cause an incorrect focus due to a motor failure.

▪ Methods of adjustment

1. After installing the camera, adjust the panning angle in consideration of the monitoring direction.
2. Set the horizontal angle so that the image is not reversed.
3. Adjust the tilt angle so that the camera faces toward the monitoring object.

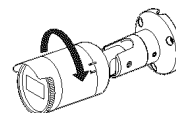
INSERTING/REMOVING A MICRO SD MEMORY CARD



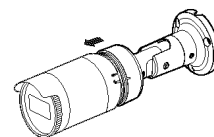
- Disconnect the power cable from the camera before inserting the Micro SD memory card.
- Do not insert the Micro SD memory card while it's upside down by force. Otherwise, it may damage the Micro SD memory card.
- When it rains or the humidity is high, insertion or ejection of a Micro SD card is not recommended.
- Disassembly of the product cover should be finished within 5 minutes, or there will be the risk of internal dew condensation.

Inserting a Micro SD Memory Card (LNO-6010R/6020R/6030R/6070R)

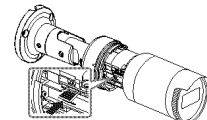
1. Turn the front cover to the UNLOCK [UNLOCK] direction.



2. Pull and separate the front cover.

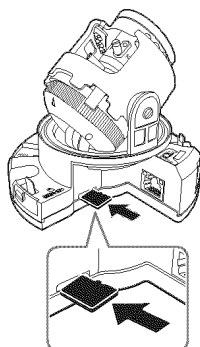


3. Insert a Micro SD card in the arrow direction shown in the figure.

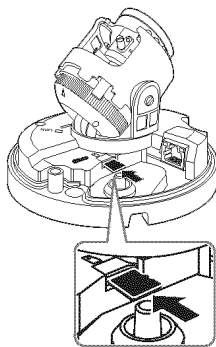


Inserting a Micro SD Memory Card (LND-6010R/6020R/6030R/6070R, LNV-6010R/6020R/6030R/6070R)

1. Separate the Dome cover of the camera.
2. Insert a Micro SD card in the arrow direction shown in the figure.



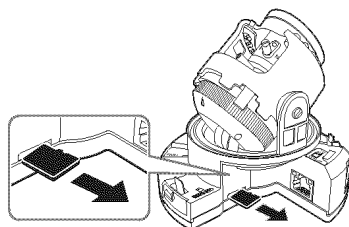
<LND-6010R/6020R/6030R/6070R>



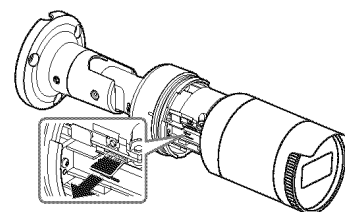
<LNV-6010R/6020R/6030R/6070R>

Removing a Micro SD Memory Card

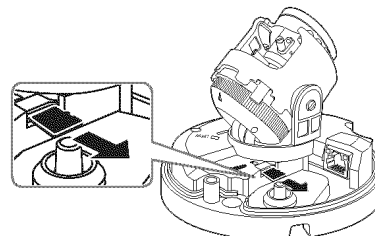
Gently press down on the exposed end of the memory card as shown in the diagram to eject the memory card from the slot.



<LND-6010R/6020R/6030R/6070R>



<LND-6010R/6020R/6030R/6070R>




<LNV-6010R/6020R/6030R/6070R>

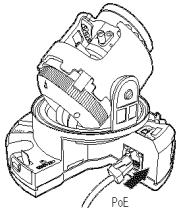
- Please note that if you firmly push and release the Micro SD memory card when it is ejected, it may pop out.
- Before removing the Micro SD memory card, in <Storage>, set the device to <Off> and press the [Apply] button and turn the camera off.
- If you turn off the camera or remove the Micro SD memory card that contains data from the product, the data may be lost or damaged.

installation & connection

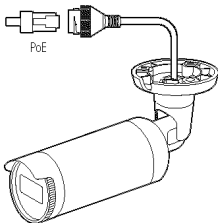
POWERING AND NETWORKING

- Connect your PoE device to the camera.
- 

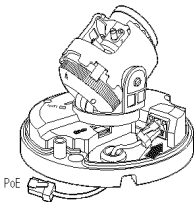
- Connect to a PoE (Power over Ethernet) enabled router's PoE connector.
 - Use PoE (Power over Ethernet) equipment that supports the IEEE802.3af standard.



<LND-6010R/6020R/6030R/6070R>



<LND-6010R/6020R/6030R/6070R>



<LNV-6010R/6020R/6030R/6070R>

Network Cable Specification

Item	Contents	Remark
Connector	RJ45	
Ethernet	10/100BASE-T	10/100 Mbps
Cable	UTP Category 5e	
Max Distance	100M	DC Resistance ≤ 0.188 Ω/m
PoE Support	IEEE 802.3af	

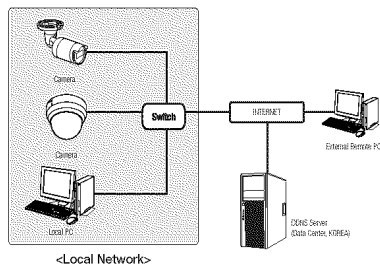
network connection and setup

You can set up the network settings according to your network configurations.

CONNECTING THE CAMERA DIRECTLY TO LOCAL AREA NETWORKING

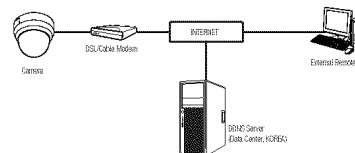
Connecting to the camera from a local PC in the LAN

1. Launch an Internet browser on the local PC.
2. Enter the IP address of the camera in the address bar of the browser.



- A remote PC in an external Internet out of the LAN network may not be able to connect to the camera installed in the intranet if the port-forwarding is not properly set or a firewall is set. In this case, to resolve the problem, contact your network administrator.
- In the IP installer, you can use the initial password, "4321" to set IP Address, Subnet Mask, Gateway, HTTP Port, VNP Port, IP type. After changing the network interface, for better security, access the web viewer and change the password.
- By factory default, the IP address will be assigned from the DHCP server automatically. If there is no DHCP server available, the IP address will be set to 192.168.1.100. To change the IP address, use the IP installer. For further details on IP Installer use, refer to "Static IP Setup", (Page 25)

CONNECTING THE CAMERA DIRECTLY TO A DHCP BASED DSL/CABLE MODEM

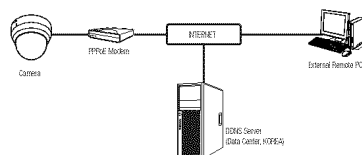


1. Connect the user PC directly with the network camera.
2. Run the IP Installer and change the IP address of the camera so that you can use the web browser on your desktop to connect to the Internet.
3. Use the Internet browser to connect to the web viewer.
4. Move to [Setup] page.
5. Move to [Network] - [DDNS] and configure the DDNS settings.
6. Move to [Basic] - [IP & Port], and set the IP type to [DHCP].
7. Connect the camera, which was removed from your PC, directly to the modem.
8. Restart the camera.

- For information on how to set DDNS, refer to the online help of Web Viewer.
- For information on how to set the IP format, refer to the online help of Web Viewer.

network connection and setup

CONNECTING THE CAMERA DIRECTLY TO A PPPoE MODEM

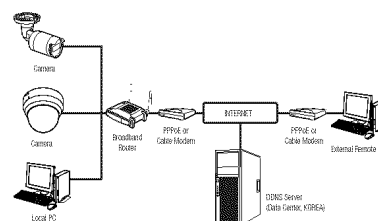


1. Connect the user PC directly with the network camera.
2. Run the IP Installer and change the IP address of the camera so that you can use the web browser on your desktop to connect to the Internet.
3. Use the Internet browser to connect to the web viewer.
4. Move to [Setup] page.
5. Move to [Network] - [DDNS] and configure the DDNS settings.
6. Move to [Basic] - [IP & Port] Setup Page, set the IP type to [PPPoE], and enter the network service's ID and password.
7. Connect the camera, which was removed from your PC, directly to the modem.
8. Restart the camera.

- For information on how to set DDNS, refer to the online help of Web Viewer.
- For information on how to set the IP format, refer to the online help of Web Viewer.

CONNECTING THE CAMERA TO A BROADBAND ROUTER WITH THE PPPoE/CABLE MODEM

This is for a small network environment such as homes, SOHO and ordinary shops.




Configuring the network settings of the local PC connected to a Broadband Router

Configuring the network settings of the local PC connected to a Broadband Router, follow the instructions below.

- Select : <Network> → <Properties> → <Local Area Connection> → <General> → <Properties> → <Internet Protocol (TCP/IP)> → <Properties> → <Obtain an IP address automatically> or <Use the following IP address>.
- Follow the instructions below if you select <Use the following IP address>:
 - ex1) If the address (LAN IP) of the Broadband Router is 192.168.1.1
 IP address : 192.168.1.100
 Subnet Mask : 255.255.255.0
 Default Gateway : 192.168.1.1
 - ex2) If the address (LAN IP) of the Broadband Router is 192.168.0.1
 IP address : 192.168.0.100
 Subnet Mask : 255.255.255.0
 Default Gateway : 192.168.0.1
 - ex3) If the address (LAN IP) of the Broadband Router is 192.168.xxx.1
 IP address : 192.168.xxx.100
 Subnet Mask : 255.255.255.0
 Default Gateway : 192.168.xxx.1

- For the address of the Broadband Router, refer to the product's documentation.
- For more information about port forwarding of the broadband router, refer to "Port Range Forward (Port Mapping) Setup". (Page 27)

BUTTONS USED IN IP INSTALLER



Item	Description
1 Device Name	Model name of the connected camera. Click the column to sort the list by model name. However, search will be stopped if clicked during the search.
2 Alias	This function is not currently implemented.
3 Mode	Displays either <Static>, <Dynamic> or <PPPoE> for the current network connection status.
4 MAC(Ethernet) Address	Ethernet address for the connected camera. Click the column to sort the list by Ethernet address. However, search will be stopped if clicked during the search.
5 IP Address	IP address. Click the column to sort the list by IP address. However, search will be stopped if clicked during the search.
6 Protocol	Network setting for the camera. The factory default is "IPv4". Cameras with the IPv6 setting will be displayed "IPv6".
7 URL	DDNS URL address enabling access from the external Internet. However, this will be replaced with the <IP Address> of the camera if DDNS registration has failed.
8 IPv4	Scans for cameras with the IPv4 setting.
9 IPv6	Scans for cameras with the IPv6 setting. Activated in an IPv6 compliant environment only.
10 Search	Scans for cameras that are currently connected to the network. However, this button will be grayed out if neither IPv4 nor IPv6 is checked.
11 Auto Set	The IP Installer automatically configures the network settings.
12 Manual Set	You should configure the network settings manually.
13 Exit	Exits the IP Installer program.

Item	Description
9 IPv6	Scans for cameras with the IPv6 setting. Activated in an IPv6 compliant environment only.
10 Search	Scans for cameras that are currently connected to the network. However, this button will be grayed out if neither IPv4 nor IPv6 is checked.
11 Auto Set	The IP Installer automatically configures the network settings.
12 Manual Set	You should configure the network settings manually.
13 Exit	Exits the IP Installer program.

- For the IP Installer, use only the installer version provided in the installation CD or use the latest one if available. You can download the latest version from the Hanwha Techwin web site.


STATIC IP SETUP

Manual Network Setup

Run <IP Installer_v2.XX.exe> to display the camera search list.
At the initial startup, both [Auto Set] and [Manual Set] will be grayed out.

- For cameras found with the IPv6 setting, these buttons will be grayed out as the cameras do not support this function.

- Select a camera in the search list.
Check the MAC address of the camera on the camera's label.
Both the [Auto Set] and [Manual Set] buttons will be activated.
- Click [Manual Set].
The Manual Setting dialog appears.
<IP Address>, <Subnet Mask>, <Gateway>, <HTTP Port>, and <VNP Port> of the camera are displayed in the preset values.
- In the <Address> pane, provide the necessary information.
 - MAC (Ethernet) Address : The MAC address imprinted on the camera label is automatically displayed and requires no user setting.



- IP related parameters can be set only when DHCP is not checked.

network connection and setup

If not using a Broadband Router

For setting <IP Address>, <Subnet Mask>, and <Gateway>, contact your network administrator.

4. In the <Port> pane, provide necessary information.
 - HTTP Port : Used to access the camera using the Internet browser, defaulted to 80.
 - VNP Port : Used to control the video signal transfer, defaulted to 4520.
5. Enter the password.
Enter the password of "admin" account, which was used to access the camera.



- For the security purposes, you are recommended to use a combination of numbers, alphabets uppercase and lowercase and special characters for your password.
- For information on how to change the password, refer to the online help of Web Viewer.

6. Click [OK].
Manual network setup will be completed.

If using a Broadband Router

- IP Address : Enter an address falling in the IP range provided by the Broadband Router.
ex) 192.168.1.2~254, 192.168.0.2~254, 192.168.XXX.2~254
- Subnet Mask : The <Subnet Mask> of the Broadband Router will be the <Subnet Mask> of the camera.
- Gateway : The <Local IP Address> of the Broadband Router will be the <Gateway> of the camera.



- The settings may differ depending on the connected Broadband Router model.
For more information, refer to the user manual of the applicable router.
- For more information about port forwarding of the broadband router, refer to "Port Range Forward (Port Mapping) Setup". (Page 27)

If the Broadband Router has more than one camera connected

Configure the IP related settings and the Port related settings distinctly with each other.

ex)

	Category	Camera #1	Camera #2
IP related settings	IP Address	192.168.1.100	192.168.1.101
	Subnet Mask	255.255.255.0	255.255.255.0
	Gateway	192.168.1.1	192.168.1.1
Port related settings	HTTP Port	8080	8081
	VNP Port	4520	4521

- If the <HTTP Port> is set other than 80, you must provide the <Port> number in the address bar of the Internet browser before you can access the camera.
ex) http://IP address : HTTP Port
http://192.168.1.100.8080

Auto Network Setup

Run <IP Installer_v2.XX.exe> to display the camera search list.

At the initial startup, both [Auto Set] and [Manual Set] will be grayed out.

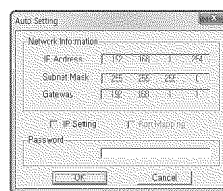
- For cameras found with the IPv6 setting, these buttons will be grayed out as the cameras do not support this function.

1. Select a camera in the search list.
Check the MAC address of the camera on the camera's label.
Both the [Auto Set] and [Manual Set] buttons will be activated.



2. Click [Auto Set].
The Auto Setting dialog appears.
The <IP Address>, <Subnet Mask>, and <Gateway> will be set automatically.

3. Enter the password.
Enter the password of "admin" account, which was used to access the camera.



- For the security purposes, you are recommended to use a combination of numbers, alphabets uppercase and lowercase and special characters for your password.
- For information on how to change the password, refer to the online help of Web Viewer.

4. Click [OK].
Auto network setup will be completed.



DYNAMIC IP SETUP

Dynamic IP Environment Setup

- Example of the Dynamic IP environment
 - If a Broadband Router, with cameras connected, is assigned an IP address by the DHCP server
 - If connecting the camera directly to modem using the DHCP protocols
 - If IPs are assigned by the internal DHCP server via the LAN

Checking the Dynamic IP

1. Run the IP installer on the user's local computer.
Cameras allocated with <Dynamic IP> address are shown in the list.
2. Select a camera from the search result.
3. Click the [Manual Set] button and check the camera's <Dynamic IP> address.
If you uncheck <DHCP>, you can change IP to <Static>.

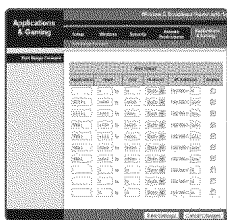


PORT RANGE FORWARD (PORT MAPPING) SETUP

If you have installed a Broadband Router with a camera connected, you must set the port range forwarding on the Broadband Router so that a remote PC can access the camera in it.

Manual Port Range Forwarding

1. From the Setup menu of the Broadband Router, select <Applications & Gaming> - <Port Range Forward>.
For setting the port range forward for a third-party Broadband Router, refer to the user guide of that Broadband Router.
2. Select <TCP> and <UDP Port> for each connected camera to the Broadband Router.
The number of each port to be configured to the IP router should be set according to the port number designated in <Setup> - <Basic> - <IP & Port> on the camera web viewer.



3. When done, click [Save Settings].
Your settings will be saved.

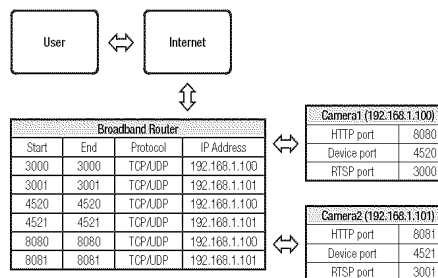


- Above sample instructions are based on the CISCO's Broadband Router.
- The settings may differ depending on the connected Broadband Router model.
For more information, refer to the user manual of the applicable router.

Setting up Port Range Forward for several network cameras

- You can set a rule of Port Forwarding on the Broadband Router device through its configuration web page.
- A user can change each port using the camera setting screen.

When Camera1 and Camera2 are connected to a router :



- Port forwarding can be done without additional router setup if the router supports the UPnP (Universal Plug and Play) function.
After connecting the network camera, select the checkbox from the menu <Quick connect> in <Wisetnet DDNS> in <Settings -> Network -> DDNS>.

network connection and setup

CONNECTING TO THE CAMERA FROM A SHARED LOCAL PC

1. Run the IP Installer.
It will scan for connected cameras and display them as a list.
2. Double-click a camera to access.
The Internet browser starts and connects to the camera.



= Access to the camera can also be gained by typing the camera's IP address in the address bar of the Internet browser.



CONNECTING TO THE CAMERA FROM A REMOTE PC VIA THE INTERNET

Since using the IP Installer on a remote computer that is not in the Broadband Router's network cluster is not allowed, users can access cameras within a Broadband Router's network by using the camera's DDNS URL.

1. Before you can access a camera in the Broadband Router network, you should have set the port range forward for the Broadband Router.
2. From the remote PC, launch the Internet browser and type the DDNS URL address of the camera, or the IP address of the Broadband Router in the address bar.
ex) <http://ddns.hanwha-security.com/ID>




= For information on how to register DDNS, refer to the network setup guide.

web viewer

CONNECTING TO THE CAMERA

Normally, you would

1. Launch the Internet browser.
2. Type the IP address of the camera in the address bar.
ex) • IP address (IPv4) : 192.168.1.100 →
http://192.168.1.100
- the Login dialog should appear.
• IP address (IPv6) : 2001:230:abcd:ffff:0000:0000:ffff:1111
→ http://[2001:230:abcd:ffff:0000:0000:ffff:1111] - the Login
dialog should appear.




If the HTTP port is other than 80

1. Launch the Internet browser.
2. Type the IP address and HTTP port number of the camera in the address bar.
ex) IP address : 192.168.1.100+HTTP Port number(8080)
→ http://192.168.1.100:8080 - the Login dialog should appear.

Using URL

1. Launch the Internet browser.
2. Type the DDNS URL of the camera in the address bar.
ex) URL address : http://ddns.hanwha-security.com/ID
- the Login dialog should appear.

 * Network connection is disabled in the LAN only environment.

Connecting via UPnP

1. Run the client or operating system in support of the UPnP protocol.
2. Click the camera name for search.
In the Windows operating system, click the camera name searched from the network menu.
- The login window is displayed.

Connecting via Bonjour

1. Run the client or operating system in support of the Bonjour protocol.
2. Click the camera name for search.
In the Mac operating system, click the camera name searched from the Bonjour tab of Safari.
- The login window is displayed.

To check the DDNS address

If the camera is connected directly to the DHCP cable modem, DSL modem, or PPPoE modem, the IP address of your network will be changed each time you try to connect to the ISP (Internet Service Provider) server.

If this is the case, you will not be informed of the IP address changed by DDNS.

Once you register a dynamic IP-based device with the DDNS server, you can easily check the changed IP when you try to access the device.

To register your device to the <DDNS> server, visit <http://ddns.hanwha-security.com> and register your device first, and then set the Web Viewer's <Network> - <DDNS> to <Wisenet DDNS>, as well as providing <Product ID> that had been used for DDNS registration.


web viewer

PASSWORD SETTING

When you access the product for the first time, you must register the login password.

When the "Password change" window appears, enter the new password.

1. For a new password with 8 to 9 digits, you must use at least 3 of the following: uppercase/lowercase letters, numbers and special characters. For a password with 10 to 15 digits, you must use at least 2 types of those mentioned.
 - Special characters that are allowed: ~!@#\$%^&*()_+=-|[]{}?/
- For higher security, you are not recommended to repeat the same characters or consecutive keyboard inputs for your passwords.
- If you lost your password, you can press the [RESET] button to initialize the product. So, don't lose your password by using a memo pad or memorizing it.



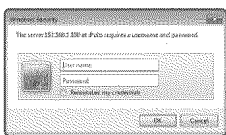
LOGIN

Whenever you access the camera, the login window appears. Enter the User ID and password to access the camera.

1. Enter "admin" in the <User name> input box. The administrator ID, "admin", is fixed and can not be changed.
2. Enter the password in the <Password> input field.
3. Click [OK].

If you have logged in successfully, you will the Live Viewer screen.

1. When you access the camera web viewer, pay special attention to the security by checking whether the image data is encrypted.
2. If you check the "Remember my credentials" option when your input is done, in future you will be logged in automatically without being prompted to enter the login information.
- You will experience the best video quality if the screen size is 100%. Reducing the ratio may cut the image on the borders.



PLUG-IN SUPPORT SPECIFICATIONS FOR EACH BROWSER

The web viewer has a built-in plugin web viewer and a new plugin-free web viewer together. This means that the web viewer can be used even in modern browser environments that do not support plugins, such as Chrome, EDGE, and Firefox (Windows 64bit only). It is recommended to install the plugin in the IE browser, which allows plugin installation.

The following differences will occur depending on your browser environment:

- **Chrome, FireFox(Windows 64bit only), EDGE, Safari** : Although they don't support plug-ins, you can use a web viewer as a plug-in free web viewer is embedded.

1. As the plug-in free webviewer has lower performance than the plug-in webviewer, it has a limit on the monitoring of high quality profiles and playback of saved videos.
 - To monitor high quality profiles and play saved videos, use either a plug-in webviewer or SmartViewer.
 - A plug-in free profile is automatically created when there is a delay in live video.
 - Playback may cause delays, depending on the codec and resolution.
- The plug-in free feature has been optimized for the Chrome browser.

- **IE browser** : You can use a web viewer even if you don't install the existing plug-in web viewer.

1. To monitor/play saved video seamlessly, you are required to install a plug-in.

INSTALLING WebViewer PLUGIN

If you try to access the plugin-free web viewer from the IE browser and request a live view with a codec other than the one currently in use, or request to use the recorded video playback function, an installation message appears. At this time, the web viewer plugin must be installed to use the functions normally.

1. When the monitoring page is accessed for the very first time, the installation page is displayed. Click **[Click Here]** to begin installation.

 If the plug-in installation file download status is suspended at 99% in the Internet Explorer browser, retry it after selecting "Release SmartScreen filter" in "Tool → SmartScreen filter".

2. Click **[Run]** in the message window.

3. Click **[Yes]** when the notice window saying that all browser windows will be closed.

 Steps 4 and 5 will be skipped if no Web Viewer Plug-in is installed.

4. When the old version of the Web Viewer Plug-in is installed, a notice window saying the old version will be deleted is displayed.

Click **[Yes]** when the notice window is displayed.


5. Click **[OK]**.

The old version of Web Viewer Plug-in is deleted.

6. Click **[Install]** to begin installation of the Web Viewer Plug-in.

7. Click **[Finish]**.

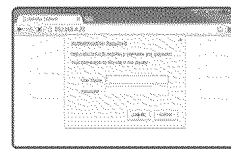
Web Viewer Plug-in installation is completed.

 In your internet explorer, if you need to move to the installation screen after installing the webviewer plugin, check whether webviewer_actvexplugin_lib.control in the "Tool → Additional Function Management" menu is "Activated". If not, and if there is a persisting problem, then select "Tools → Internet Options → General" and delete all the search records. If the problem persists, please register the IP or Domain of your camera in "Tools → Internet Options → Security → Trusted sites".

USING A PLUG-IN FREE WEBVIEWER

If you connect to a camera from Google Chrome, Mozilla Firefox, MS Edge, or the Safari web browser, you cannot install a separate plug-in, but you can view and control the camera videos in real time, without any plugin.

1. Enter your username and password to log in.
2. When you are logged in, a camera live view screen appears.



To set the camera

1. Click the **[Setup (⚙️)]** icon.
2. The Settings window appears.
3. You can perform settings for the camera's basic information, video, network, event, analysis, and system over the network.
4. Click **<Help (📘)>** to view detailed descriptions of each function.



appendix

SPECIFICATION

Items		Description		
		LND-6010R/6020R/6030R	LND-6010R/6020R/6030R	LNV-6010R/6020R/6030R
Video	Imaging Device	1/2.9" 2.19M CMOS		
	Total Pixels	2,000(H) x 1,121(V)		
	Effective Pixels	1,984(H) x 1,105(V)		
	Scanning System	Progressive		
	Min. Illumination	Color : 0.18Lux (1/30sec, F2.0), 0.003Lux (2sec, F2.0) B/W : 0Lux (IR LED on)		
Lens	Focal Length (Zoom Ratio)	LND-6010R/LND-6010R/LNV-6010R : 3mm LND-6020R/LND-6020R/LNV-6020R : 4mm LND-6030R/LND-6030R/LNV-6030R : 6mm		
	Max. Aperture Ratio	F 2.0		
	Angular Field of View	LND-6010R/LND-6010R/LNV-6010R : H : 102° / V : 54° / D : 120° LND-6020R/LND-6020R/LNV-6020R : H : 80° / V : 43° / D : 94° LND-6030R/LND-6030R/LNV-6030R : H : 51° / V : 29° / D : 58°		
	Min. Object Distance	0.5m(1.64ft)		
	Lens Type	Fixed		
	Mount Type	Board type		
Pan / Tilt / Rotate	Pan Range	0~350°	-	0~350°
	Tilt Range	0~67°	-	0~67°
	Rotate Range	0~355°	-	0~355°
Operational	Viewable Length	20m	30m	
	Camera Title	Off / On (Displayed up to 15 characters)		
	Day & Night	Auto(ICR) / Color / B/W / Schedule		
	Backlight Compensation	Off / BLC / WDR		

Items	Description		
	LND-6010R/6020R/6030R	LND-6010R/6020R/6030R	LNV-6010R/6020R/6030R
Operational	Wide Dynamic Range	120dB	
	Contrast Enhancement	SSDR (Off / On)	
	Digital Noise Reduction	SSNR (Off / On)	
	Motion Detection	Off / On (4ea polygon zones)	
	Privacy Masking	Off / On (8ea rectangular zones)	
	Gain Control	Off / Low / Middle / High	
	White Balance	ATW / AWC / Manual / Indoor / Outdoor	
	LDC (Lens distortion control)	On/Off (5 levels with Min/Max)	
	Electronic Shutter Speed	Minimum / Maximum / Anti flicker	
	Flip / Mirror	Flip / Mirror / Hallway view	
	Intelligent Video Analytics	Motion Detection, Tampering	
	Alarm Triggers	Motion detection, Tampering Detection, SD card error	
	Alarm events	<ul style="list-style-type: none"> File upload via FTP, E-Mail Notification via E-Mail Local storage recording at Event 	
Network	Ethernet	RJ-45 (10/100BASE-T)	
	Video Compression Format	H.264, MJPEG	
	Resolution	1920x1080 / 1280x1024 / 1280x960 / 1280x720 / 1024x768 / 800x600 / 800x448 / 720x576 / 720x480 / 640x480 / 640x360 / 320x240	
	Max. Framerate	H.265/H.264 - Max 30fps at all resolutions MJPEG - Max. 1fps at 1920x1080/1280x1024/1280x960/1280x720/1024x768, Max. 15fps at other resolution	
	WiseStream II	Support	
	Video Quality Adjustment	H.264/MJPEG : Target Bitrate Level Control	

Items	Description		
	LND-6010R/6020R/6030R	LND-6010R/6020R/6030R	LND-6010R/6020R/6030R
Network	Bitrate Control Method	H.264 : CBR or VBR MPEG : VBR	
	Streaming Capability	Multiple Streaming (Up to 3 Profiles)	
	Audio I/O	-	
	Audio Compression Format	-	
	Audio Communication	-	
	IP	IPv4, IPv6	
	Protocol	TCP/IP, UDP/IP, RTP(JDPI), RTP(TCP), RTCP, RTSP, RTP, HTTP, HTTPS, SSL/TLS, DHCP, PPPoE, FTP, SMTP, ICMP, IGMP, SNMPv1/v2c/v3(MIB-2), ARP, DNS, DDNS, QoS, PIM-SM, UPnP, Bonjour	
	Security	HTTPS(SSL) Login Authentication	
		Digest Login Authentication	
		IP Address Filtering	
		User access Log	
	Streaming Method	Unicast / Multicast	
	Max. User Access	6 users at Unicast Mode	
	Edge Storage	Micro SD/SDHC/SDXC (up to 32G) - motion Images recorded in the SD/SDHC/SDXC memory card can be downloaded. Manual recording at Local PC	
	Application Programming Interface	ONVIF Profile S/G SUNAPI(HTTP API)	
	Webpage Language	English, French, German, Spanish, Italian, Chinese, Korean, Russian, Japanese, Swedish, Portuguese, Czech, Polish, Turkish, Dutch, Hungarian, Greek	

Items	Description		
	LND-6010R/6020R/6030R	LND-6010R/6020R/6030R	LND-6010R/6020R/6030R
Network	Web Viewer	Supported OS : Windows 7 / 8.1 / 10, MAC OS X 10.10, 10.11, 10.12 Plug-in free web viewer Supported web browsers : Google Chrome 63, MS Edge 41, Mozilla Firefox 57 (Window 64bit only), Apple Safari 11 (Mac OS X only) Plug-in web viewer Supported web browsers : MS Explorer 11	
	Central Management Software	SmartViewer, SSM	
Environmental	Operating Temperature / Humidity	-10°C ~ +55°C (14°F ~ +131°F) / Less than 90% RH	-30°C ~ +55°C (-22°F ~ +131°F) / Less than 90% RH * Start up should be done at above -20°C
	Storage Temperature / Humidity	-30°C ~ +60°C (-22°F ~ +140°F) / Less than 90% RH	
	Ingress Protection	-	IP66
	Vandal Resistance	-	IK10
Electrical	Input Voltage / Current	PoE(IEEE802.3af, Class3)	
	Power Consumption	6.5W	
Mechanical	Color / Material	White / Plastic	Dark gray / Plastic White / Aluminum, Plastic
	Dimension (ØxH)	Ø110.0mm(4.33") x H86.0(3.39")mm	Ø58.6mm(2.31") x H162.0(7.17")mm Ø120.3 mm(4.74") x H91.7(3.61")mm
	Weight	230g(0.51lb)	240g(0.53lb) 395g(0.87lb)

appendix

Items	Description		
	LND-6070R	LNO-6070R	LNV-6070R
Video	Imaging Device	1/2" 2.19M CMOS	
	Total Pixels	2,000(H) x 1,121(V)	
	Effective Pixels	1,984(H) x 1,105(V)	
	Scanning System	Progressive	
	Min. Illumination	Color : 0.095Lux (1/30sec, F1.8), 0.003Lux (2sec, F1.8) B/W : 0Lux (IR LED on)	
Lens	Focal Length (Zoom Ratio)	3.2~10mm (3.1x) varifocal	
	Max. Aperture Ratio	F1.8~2.9	
	Angular Field of View	H : 101.6°(Wide) ~ 31.3°(Tele)	
		V : 54.1°(Wide) ~ 17.8°(Tele)	
		D : 120.6°(Wide) ~ 36.0°(Tele)	
	Min. Object Distance	0.5m(1.64ft)	
	Focus control	Manual	
Pan / Tilt / Rotate	Lens Type	DC auto iris	
	Mount Type	Board type	
	Pan Range	0~350°	0~350°
	Tilt Range	0~67°	0~67°
Operational	Rotate Range	0~355°	0~355°
	Viewable Length	20m	30m
	Camera Title	Off / On (Displayed up to 15 characters)	
	Day & Night	Auto(CR) / Color / B/W / Schedule	
	Backlight Compensation	Off / BLC / WDR	

Items	Description		
	LND-6070R	LNO-6070R	LNV-6070R
Operational	Wide Dynamic Range	120dB	
	Contrast Enhancement	SSDR (Off / On)	
	Digital Noise Reduction	SSNR (Off / On)	
	Motion Detection	Off / On (4ea polygon zones)	
	Privacy Masking	Off / On (8ea rectangular zones)	
	Gain Control	Off / Low / Middle / High	
	White Balance	ATW / AWC / Manual / Indoor / Outdoor	
	LDC (Lens distortion control)	On/Off (5 levels with Min/Max)	
	Electronic Shutter Speed	Minimum / Maximum / Anti flicker	
	Flip / Mirror	Flip / Mirror / Hallway view	
	Intelligent Video Analytics	Motion Detection, Tampering	
	Alarm Triggers	Motion detection, Tampering Detection, SD card error	
Network	Alarm events	<ul style="list-style-type: none"> File upload via FTP: E-Mail Notification via E-Mail Local storage recording at Event 	
	Ethernet	RJ-45 (10/100BASE-T)	
	Video Compression Format	H.264, MJPEG	
	Resolution	1920x1080 / 1280x1024 / 1280x960 / 1280x720 / 1024x768 / 800x600 / 800x448 / 720x576 / 720x480 / 640x480 / 640x360 / 320x240	
	Max. Framerate	H.265/H.264 - Max 30fps at all resolutions MJPEG - Max. 1fps at 1920x1080/1280x1024/1280x960/1280x720/1024x768, Max. 15fps at other resolution	
	WiseStream II	Support	
	Video Quality Adjustment	H.264/MJPEG : Target Bitrate Level Control	

Items	Description		
	LND-6070R	LNO-6070R	LNV-6070R
Network	Bitrate Control Method	H.264 : CBR or VBR MJPEG : VBR	
	Streaming Capability	Multiple Streaming (Up to 3 Profiles)	
	Audio I/O	-	
	Audio Compression Format	-	
	Audio Communication	-	
	IP	IPv4, IPv6	
	Protocol	TCP/IP, UDP/IP, RTP(JDPI), RTP(TCP), RTCP, RTSP, RTP, HTTP, HTTPS, SSL/TLS, DHCP, PPPoE, FTP, SMTP, ICMP, IGMP, SNMPv1/v2c/v3(MIB-2), ARP, DNS, DDNS, QoS, PIM-SM, UPnP, Bonjour	
	Security	HTTPS(SSL) Login Authentication	
		Digest Login Authentication	
		IP Address Filtering	
		User access Log	
	Streaming Method	Unicast / Multicast	
	Max. User Access	6 users at Unicast Mode	
	Edge Storage	Micro SD/SDHC/SDXC (up to 32G) - motion Images recorded in the SD/SDHC/SDXC memory card can be downloaded. Manual recording at Local PC	
	Application Programming Interface	ONVIF Profile S/G SUNAPI(HTTP API)	
	Webpage Language	English, French, German, Spanish, Italian, Chinese, Korean, Russian, Japanese, Swedish, Portuguese, Czech, Polish, Turkish, Dutch, Hungarian, Greek	

Items	Description		
	LND-6070R	LNO-6070R	LNV-6070R
Network	Web Viewer	Supported OS : Windows 7 / 8.1 / 10, MAC OS X 10.10, 10.11, 10.12 Plug-in free web viewer Supported web browsers : Google Chrome 63, MS Edge 41, Mozilla Firefox 57 (Window 64bit only), Apple Safari 11 (Mac OS X only) Plug-in web viewer Supported web browsers : MS Explorer 11	
	Central Management Software	SmartViewer, SSM	
Environmental	Operating Temperature / Humidity	-10°C ~ +55°C (14°F ~ +131°F) / Less than 90% RH	-30°C ~ +55°C (-22°F ~ +131°F) / Less than 90% RH * Start up should be done at above -20°C
	Storage Temperature / Humidity	-30°C ~ +60°C (-22°F ~ +140°F) / Less than 90% RH	
	Ingress Protection	-	IP66
	Vandal Resistance	-	IK10
Electrical	Input Voltage / Current	PoE(IEEE802.3af, Class3)	
	Power Consumption	6.5W	
Mechanical	Color / Material	White / Plastic	Dark gray / Plastic White / Aluminum, Plastic
	Dimension (ØxH)	Ø119.8mm(4.72") x H98.6(3.89")mm	Ø78.0mm(3.07") x H262.0(10.32")mm Ø137.8mm(5.43") x H106.1(4.18")mm
	Weight	274g(0.6lb)	380g(0.84lb) 515g(1.16lb)

appendix

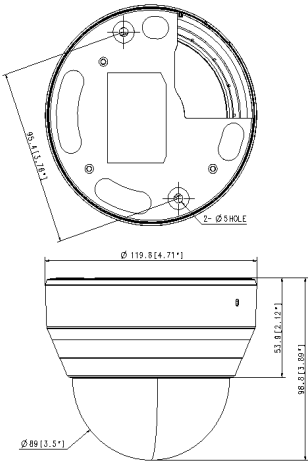
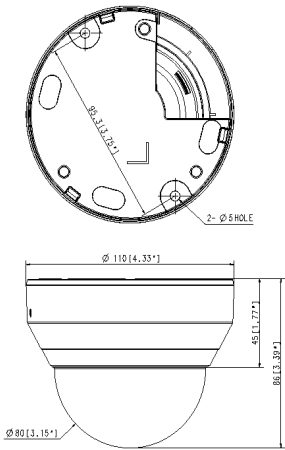
PRODUCT OVERVIEW

LND-6070R

Unit : mm (inch)

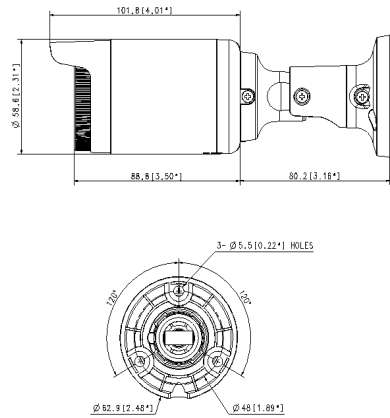
LND-6010R/6020R/6030R

Unit : mm (inch)



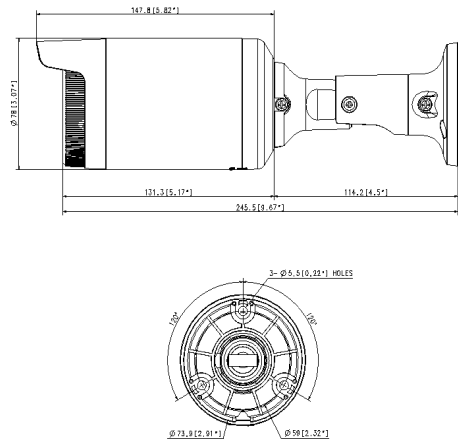
LNO-6010R/6020R/6030R

Unit : mm (inch)



LNO-6070R

Unit : mm (inch)



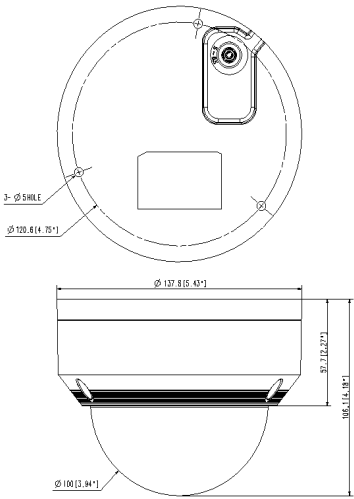
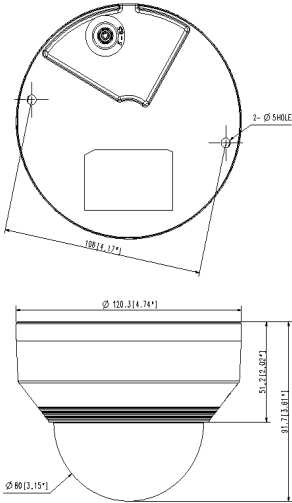
appendix

LNV-6010R/6020R/6030R

Unit : mm (inch)

LNV-6070R

Unit : mm (inch)



TROUBLESHOOTING

PROBLEM	SOLUTION
No video is displayed when accessing the plug-in free webviewer on Safari via HTTPS.	<ul style="list-style-type: none"> On the authentication popup window prompted when initially accessing https, click "View Authentication Certificate" and select the "Always trust when connecting to the designated webviewer IP" check box. If the webviewer continues failing to display a video after you select "Next" on the message window below, press the command key + Q to exit the Safari browser, access again and follow the procedures stated above.
I can't access the camera from a web browser.	<ul style="list-style-type: none"> Check to make sure that the camera's Network settings are appropriate. Check to make sure that all network cables have been connected properly. If connected using DHCP, verify that the camera is able to acquire dynamic IP addresses without any problem. If the camera is connected to a Broadband Router, verify that port forwarding is properly configured.
Viewer got disconnected during monitoring.	<ul style="list-style-type: none"> Connected Viewers become disconnected upon any change to camera or network configurations. Check all network connections. If the camera is connected over an PPPoE network, it's possible for Viewer to disconnect under poor network conditions.
No video is displayed when I newly access the webviewer or connect streaming to the client.	<ul style="list-style-type: none"> The maximum number of profiles available is 3. The connection may be lost if you use 4 or more of profiles. Example) If you access MJPEG, H.264 and H.264(Profiles with Different Settings) and then access with a different profile, the connection will be lost.
The camera connected to the network is not detected in the IP installer program.	<ul style="list-style-type: none"> Turn off the firewall settings on your PC and then search the camera again.
Images overlap.	<ul style="list-style-type: none"> Check whether two or more cameras are set to a single multicast address instead of different addresses. If a single address is used for multiple cameras, the images may overlap.
No image appears.	<ul style="list-style-type: none"> If the transmission method is set to multicast, check whether there is a router that supports multicast in the LAN the camera is connected to.

PROBLEM	SOLUTION
File is not transferred to the email even if a motion detection event is generated with <Motion detection> set to <On> in the <Event> page.	<ul style="list-style-type: none"> Verify the settings in the following sequence: <ul style="list-style-type: none"> A. Check <Data & Time> settings. B. The <Motion detection> should be set to <Enable>. C. Check if the <E-mail> option of <Event setup> menu is checked to use.
Cannot record into the Micro SD memory card.	<ul style="list-style-type: none"> Check if the memory card is defective.
Micro SD memory card is inserted but the camera does not operate properly.	<ul style="list-style-type: none"> Check if the memory card is inserted in the proper direction. Operation of memory card that is formatted by other devices is not guaranteed with this camera unit. Format the memory card again in <Setup> → <Event> → <Storage> menu.

OPEN SOURCE ANNOUNCEMENT

GPL/LGPL software license

The software included in this product contains copyrighted software that is licensed under the GPL/LGPL. You may obtain the complete Corresponding Source code from us for a period of three years after our last shipment of this product by sending email to help.cctv@nanafa.com. If you want to obtain the complete Corresponding Source code in the physical medium such as CD-ROM, the cost of physically performing source distribution might be charged.

GPL SW

Component Name	License	URL
Base Kernel	GPL 2.0	
Busybox	GPL 2.0	http://www.busybox.net/downloads/inapshots
iproute2-4.3.0	GPL 2.0	
iptables-1.4.21	GPL 2.0	http://ftp.netfilter.org/pub/iptables
ethtool-4.2	GPL 2.0	
mt-d-1.5.2	GPL 2.0	ftp://ftp.infraeod.com/pub/mt-d-kills
mt-d-diag-2.11	GPL 2.0	
rp-pppoe-3.11	GPL 2.0	http://www.roamingpenguin.com/rp-pppoe/
wpa_supplicant-2.5	GPL 2.0	
bash-4.3.30	GPL 3.0	
zserconf	GPL 2.0	

LGPL SW

Component Name	License	URL
glibc	LGPL 2.0	
libtinfo	LGPL 3.0	
neon-0.29.6	LGPL 2.0	http://www.webdav.org/neon/

GNU GENERAL PUBLIC LICENSE

Version 2, June 1991

Copyright (C)1989, 1991 Free Software Foundation, Inc. 51 Franklin Street, Fifth Floor, Boston, MA 02110-1301, USA

Everyone is permitted to copy and distribute verbatim copies of this license document, but changing it is not allowed.

Preamble

The licenses for most software are designed to take away your freedom to share and change it. By contrast, the GNU General Public License is intended to guarantee your freedom to share and change free software—to make sure the software is free for all its users. The General Public License applies to most of the Free Software Foundation's software and to any other program whose authors commit to using it. (Some other Free Software Foundation software is covered by the GNU Lesser General Public License instead.) You can apply it to your programs, too. When we speak of free software, we are referring to freedom, not price. Our General Public Licenses are designed to make sure that you have the freedom to distribute copies of free software (and charge for the service if you wish), that you receive source code or can get it if you wish it, that you can change the software or use pieces of it in new free programs, and that you know you can do these things.

To protect your rights, we need to make restrictions that forbid anyone to deny you these rights or to ask you to surrender the rights. These restrictions translate to certain responsibilities for you if you distribute copies of the software, or if you modify it.

For example, if you distribute copies of such a program, whether gratis or for a fee, you must give the recipients all the rights that you have.

You must make sure that they, too, receive or can get the source code. And you must show them these terms so they know their rights. We protect your rights with two steps:

(1) copyright the software, and (2) offer you this license which gives you legal permission to copy, distribute and/or modify the software. Also, for each author's protection and ours, we want to make certain that everyone understands that there is no warranty for this free software. If the software is modified by someone else and passed on, we want its recipients to know that what they have is not the original, so that any problems introduced by others will not reflect on the original authors' reputations.

Finally, any free program is threatened constantly by software patents. We wish to avoid the danger that redistributors of a free program will individually obtain patent licenses, in effect making the program proprietary. To prevent this, we have made it clear that any patent must be licensed for everyone's free use or not licensed at all. The precise terms and conditions for copying, distribution and modification follow.

TERMS AND CONDITIONS FOR COPYING, DISTRIBUTION AND MODIFICATION

Version 2, June 1991 Copyright (C) 1989, 1991 Free Software Foundation, Inc. 51 Franklin St

0. This License applies to any program or other work which contains a notice placed by the copyright holder saying it may be distributed under the terms of this General Public License.

The "Program", below, refers to any such program or work, and a "work based on the Program" means either the Program or any derivative work under copyright law; that is to say, a work containing the Program or a portion of it, either verbatim or with modifications and/or translated into another language. (Hereinafter, translation is included without limitation in the term "modification".) Each licensee is addressed as "you".

Activities other than copying, distribution and modification are not covered by this License; they are outside its scope. The act of running the Program is not restricted, and the output from the Program is covered only if its contents constitute a work based on the Program (independent of having been made by running the Program). Whether that is true depends on what the Program does.

1. You may copy and distribute verbatim copies of the Program's source code as you receive it, in any medium, provided that you conspicuously and appropriately publish on each copy an appropriate copyright notice and disclaimer of warranty; keep intact all the notices that refer to this License and to the absence of any warranty; and give any other recipients of this Program a copy of this License along with the Program. You may charge a fee for the physical act of transferring a copy, and you may at your option offer warranty protection in exchange for a fee.

2. You may modify your copy or copies of the Program or any portion of it, thus forming a work based on the Program, and copy and distribute such modifications or work under the terms of Section 1 above, provided that you also meet all of these conditions:

- You must cause the modified files to carry prominent notices stating that you changed the files and the date of any change.
- You must cause any work that you distribute or publish, that in whole or in part contains or is derived from the Program or any part thereof, to be licensed at no charge to all third parties under the terms of this License.
- if the modified program normally reads commands interactively when run, you must cause it, when started running for such interactive use in the most ordinary way, to print or display an announcement including an appropriate copyright notice and a notice that there is no warranty (or else, saying that you provide a warranty) and that users may redistribute the program under these conditions, and telling the user how to view a copy of this License. (Excepted from the Program itself is interactive but does not normally print such an announcement; your work based on the Program is not required to print an announcement.)

These requirements apply to the modified work as a whole. If identifiable sections of that work are not derived from the Program, and can be reasonably considered independent and separate works in themselves, then this License, and its terms, do not apply to those sections when you distribute them as separate works. But when you distribute the same sections as part of a whole which is a work based on the Program, the distribution of the whole must be on the terms of this License, whose permissions for other licensees extend to the entire whole, and thus to each and every part regardless of who wrote it.

Thus, it is not the intent of this section to claim rights or contest your rights to work written entirely by you; rather, the intent is to exercise the right to control the distribution of derivative or collective works based on the Program. In addition, mere aggregation of another work not based on the Program with the Program (or with a work based on the Program) in a volume or a storage or distribution medium, does not bring the other work under the scope of this License.

3. You may copy and distribute the Program (or a work based on it, under Section 2) in object code or executable form under the terms of Sections 1 and 2 above provided that you also do one of the following:

- Accompany it with the complete corresponding machine-readable source code, which must be distributed under the terms of Sections 1 and 2 above on a medium customarily used for software interchange; or,
- Accompany it with a written offer, valid for at least three years, to give any third party, for a charge no more than your cost of physically performing source distribution, a complete machine-readable copy of the corresponding source code, to be distributed under the terms of Sections 1 and 2 above on a medium customarily used for software interchange; or,
- Accompany it with the information you received as to the offer to distribute corresponding source code. (This alternative is allowed only for noncommercial distribution and only if you received the program in object code or executable form with such an offer, in accord with Subsection b) above.) The source code for a work means the preferred form of the work for making modifications to it. For an executable work, complete source code means all the source code for all modules it contains, plus any associated interface definition files, plus the scripts used to control compilation and installation of the executable. However, as a special exception, the source code distributed need not include anything that is normally distributed in either source or binary form with the major

components (compiler, kernel, and so on) of the operating system on which the executable runs, unless that component itself accompanies the executable. If distribution of executable or object code is made by offering access to copy from a designated place, then offering equivalent access to copy the source code from the same place counts as distribution of the source code, even though third parties are not compelled to copy the source along with the object code.

4. You may not copy, modify, sublicense, or distribute the Program except as expressly provided under this License. Any attempt otherwise to copy, modify, sublicense or distribute the Program is void, and will automatically terminate your rights under this License.

However, parties who have received copies, or rights, from you under this License will not have their licenses terminated so long as such parties remain in full compliance.

5. You are not required to accept this License, since you have not signed it. However, nothing else grants you permission to modify or distribute the Program or its derivative works.

These actions are prohibited by law if you do not accept this License. Therefore, by modifying or distributing the Program (or any work based on the Program), you indicate your acceptance of this License to do so, and all its terms and conditions for copying, distributing or modifying the Program or works based on it.

6. Each time you redistribute the Program (or any work based on the Program), the recipient automatically receives a license from the original licensor to copy, distribute or modify the Program subject to these terms and conditions. You may not impose any further restrictions on the recipients' exercise of the rights granted herein. You are not responsible for enforcing compliance by third parties to this License.

7. If, as a consequence of a court judgment or allegation of patent infringement or for any other reason (not limited to patent issues), conditions are imposed on you (whether by court order, agreement or otherwise) that contradict the conditions of this License, they do not excuse you from the conditions of this License. If you cannot distribute so as to satisfy simultaneously your obligations under this License and any other pertinent obligations, then as a consequence you may not distribute the Program at all.

For example, if a patent license would not permit copyright holders of the Program by all those who receive copies directly or indirectly through you, then the only way you could satisfy both it and this License would be to refrain entirely from distribution of the Program.

If any portion of this section is held invalid or unenforceable under any particular circumstance, the balance of the section is intended to apply and the section as a whole is intended to apply in other circumstances. It is not the purpose of this section to induce you to infringe any patents or other property right claims or to contest validity of any such claims; this section has the sole purpose of protecting the integrity of the free software distribution system, which is implemented by public license practices. Many people have made generous contributions to the wide range of software distributed through that system in reliance on consistent application of that system; it is up to the author/donor to decide if he or she is willing to distribute software through any other system and a licensee cannot impose that choice. This section is intended to make thoroughly clear what is believed to be a consequence of the rest of this License.

8. If the distribution and/or use of the Program is restricted in certain countries either by patents or by copyrighted interfaces, the original copyright holder who places the Program under this License may add an explicit geographical distribution limitation excluding those countries, so that distribution is permitted only in or among countries not thus excluded. In such case, this License incorporates the limitation as if written in the body of this License.

9. The Free Software Foundation may publish revised and/or new versions of the General Public License from time to time. Such new versions will be similar in spirit to the present version, but may differ in detail to address new problems or concerns. Each version is given a distinguishing version number. If the Program specifies a version number of this License which applies to it and "any later version", you have the option of following the terms and conditions either of that version or of any later version published by the Free Software Foundation. If the Program does not specify a version number of this License, you may choose any version ever published by the Free Software Foundation.

10. If you wish to incorporate parts of the Program into other free programs whose distribution conditions are different, write to the author to ask for permission. For software which is copyrighted by the Free Software Foundation, write to the Free Software Foundation; we sometimes make exceptions for this. Our decision will be guided by the two goals of preserving the free status of all derivatives of our free software and of promoting the sharing and reuse of software generally.

NO WARRANTY

11. BECAUSE THE PROGRAM IS LICENSED FREE OF CHARGE, THERE IS NO WARRANTY FOR THE PROGRAM, TO THE EXTENT PERMITTED BY APPLICABLE LAW. EXCEPT WHEN OTHERWISE STATED IN WRITING, THE COPYRIGHT HOLDERS AND/OR OTHER PARTIES PROVIDE THE PROGRAM "AS-IS" WITHOUT WARRANTY OF ANY KIND, EITHER EXPRESSED OR IMPLIED, INCLUDING, BUT NOT LIMITED TO, THE IMPLIED WARRANTIES OF MERCHANTABILITY AND FITNESS FOR A PARTICULAR PURPOSE. THE ENTIRE RISK AS TO THE QUALITY AND PERFORMANCE OF THE PROGRAM IS WITH YOU. SHOULD THE PROGRAM PROVE DEFECTIVE, YOU ASSUME THE COST OF ALL NECESSARY SERVICING, REPAIR OR CORRECTION.

12. IN NO EVENT UNLESS REQUIRED BY APPLICABLE LAW OR AGREED TO IN WRITING WILL ANY COPYRIGHT HOLDER, OR ANY OTHER PARTY WHO MAY MODIFY AND/OR REDISTRIBUTE DAMAGES, INCLUDING ANY GENERAL, SPECIAL, INCIDENTAL OR CONSEQUENTIAL DAMAGES ARISING OUT OF THE USE OR INABILITY TO USE THE PROGRAM (INCLUDING BUT NOT LIMITED TO LOSS OF DATA OR DATA BEING RENDERED INACCURATE OR LOSSES SUSTAINED BY YOU OR THIRD PARTIES OR A FAILURE OF THE PROGRAM TO OPERATE WITH ANY OTHER PROGRAMS), EVEN IF SUCH HOLDER OR OTHER PARTY HAS BEEN ADVISED OF THE POSSIBILITY OF SUCH DAMAGES.

END OF TERMS AND CONDITIONS

How to Apply These Terms to Your New Programs: If you develop a new program, and you want it to be of the greatest possible use to the public, the best way to achieve this is to make it free software which everyone can redistribute and change under these terms. To do so, attach the following notices to the program. It is safest to attach them to the start of each source file to most effectively convey the exclusion of warranty; and each file should have at least the "copyright" line and a pointer to where the full notice is found. one line to give the program's name and an idea of what it does.

Copyright (C)yyyy name of author
This program is free software; you can redistribute it and/or modify it under the terms of the GNU General Public License as published by the Free Software Foundation; either version 2 of the License, or (at your option) any later version.
The program is distributed in the hope that it will be useful, but WITHOUT ANY WARRANTY; without even the implied warranty of MERCHANTABILITY or FITNESS FOR A PARTICULAR PURPOSE. See the GNU General Public License for more details.
You should have received a copy of the GNU General Public License along with this program; if not, write to the Free Software Foundation, Inc., 51 Franklin Street, Fifth Floor, Boston, MA 02110-1301, USA.
Also add information on how to contact you by electronic and paper mail. If the program is interactive, make it output a short notice like this when it starts in an interactive mode:
Gnomonicon version 09; Copyright (C) year name of author
Gnomonicon comes with ABSOLUTELY NO WARRANTY; for details type 'show w'. This is free software, and you are welcome to redistribute it under certain conditions; type 'show c' for details.
The hypothetical commands 'show w' and 'show c' should show the appropriate parts of the General Public License. Of course, the commands you use may be called something other than 'show w' and 'show c'; they could even be mouse-clicks or menu items-- whatever suits your program.

You should also get your employer (if you work as a programmer) or your school, if any, to sign a "copyright disclaimer" for the program if necessary. Here is a sample; alter the names:

Yoyodyne, Inc., hereby disclaims all copyright interest in the program "Gnomonicon" (which makes passes of compilers) written by James Hacker, signature of Ty Coon, 1 April 1989 Ty Coon, President of Vice
This General Public License does not permit incorporating your program into proprietary programs. If your program is a sub-library, you may consider it more useful to permit linking proprietary applications with the library. If this is Lixhachai youu want to do, use the GNU Lesser General Public License instead of this License.

GNU GENERAL PUBLIC LICENSE

Version 3, 29 June 2007
Copyright (C) 2007 Free Software Foundation, Inc. <http://fsf.org/>
Everyone is permitted to copy and distribute verbatim copies of this license document, but changing it is not allowed.

Preamble

The GNU General Public License is a free, copyleft license for software and other kinds of works. The licenses for most software and other practical works are designed to take away your freedom to share and change the works. By contrast, the GNU General Public License is intended to guarantee your freedom to share and change all versions of a program--to make sure it remains free software for all its users.

We, the Free Software Foundation, use the GNU General Public License for most of our software; it applies also to any other work released this way by its authors.

You can apply it to your programs, too. When we speak of free software, we are referring to freedom, not price. Our General Public Licenses are designed to make sure that you have the freedom to distribute copies of free software (and charge for them if you wish), that you receive source code or can get it if you want it, that you can change the software or use pieces of it in new free programs, and that you know you can do these things.

To protect your rights, we need to prevent others from denying you these rights or asking you to surrender the rights. Therefore, you have certain responsibilities if you distribute copies of the software, or if you modify it: responsibilities to respect the freedom of others. For example, if you distribute copies of such a program, whether gratis or for a fee, you must pass on to the recipients the same freedoms that you received. You must make sure that they, too, receive or can get the source code. And you must show them these terms so they know their rights. Developers that use the GNU GPL protect your rights with two steps: (1) assert copyright on the software, and (2) offer you this License giving you legal permission to copy, distribute and/or modify it. For the developers' and authors' protection, the GPL clearly explains that there is no warranty for this free software. For both users' and authors' sake, the GPL requires that modified versions be marked as changed, so that their problems will not be attributed erroneously to authors of previous versions. Some devices are designed to deny users access to install or run modified versions of the software inside them, although the manufacturer can do so. This is fundamentally incompatible with the aim of protecting users' freedom to change the software. The systematic pattern of such abuse occurs in the area of products for individuals to use, which is precisely where it is most unacceptable. Therefore, we have designed this version of the GPL to prohibit the practice for those products. If such problems arise substantially in other domains, we stand ready to extend this provision to those domains in future versions of the GPL, as needed to protect the freedom of users.

Finally, every program is threatened constantly by software patents. States should not allow patents to restrict development and use of software on general-purpose computers, but in those that do, we wish to avoid the special anger that patents applied to a free program could make it effectively proprietary. To prevent this, the GPL assures that patents cannot be used to render the program non-free. We provide terms and conditions for copying, distribution and modification below.

TERMS AND CONDITIONS

0. Definitions.

"This License" refers to version 3 of the GNU General Public License.

Copyright "also means copyright-like laws that apply to other kinds of works, such as semiconductor masks. "The Program" refers to any copyrightable work licensed under this License. Each licensee is addressed as "you". "Licenseses" and "licensees" may be individuals or organizations.

To "modify" a work means to copy from or adapt all or part of the work in a fashion requiring copyright permission, other than the making of an exact copy. The resulting work is called a "modified version" of the earlier work or a work "based on" the earlier work.

A "covered work" means either the unmodified Program or a work based on the Program.

To "propagate" a work means to do anything with it that, without permission, would make you directly or secondarily liable for infringement under applicable copyright law, except executing it on a computer or modifying a private copy.

Propagation includes copying, distribution with or without modifications, making available to the public, and in some countries other activities as well.

To "convey" a work means any kind of propagation that enables other parties to make or receive copies. Mere interaction with a user through a computer network, with no transfer of a copy, is not conveying. An interactive user interface displays "Appropriate Legal Notices" to the extent that it includes a convenient and prominently visible feature that (1) displays an appropriate copyright notice, and (2) tells the user that there is no warranty for the work (except to the extent that warranties are provided), that licensees may convey the work under this License, and how to view a copy of this License. If the interface presents a list of user commands or options, such as a menu, a prominent item in the list meets this criterion.

1. Source Code.

The "source code" for a work means the preferred form of the work for making modifications to it. "Object code" means any non-source form of a work.

A "Standard Interface" means an interface that either is an official standard defined by a recognized standards body, or in the case of interfaces specified for a particular programming language, one that is widely used among developers working in that language.

The "System Libraries" of an executable work include anything, other than the work as a whole, that (a) is included in the normal form of packaging a Major Component, but which is not part of that Major Component, and (b) serves only to enable use of the work with that Major Component, or to implement a Standard Interface for which an implementation is available to the public in source code form. A "Major Component" in this context means a major essential component (kernel, window system, and so on) of the specific operating system (if any) on which the executable work runs, or a compiler used to produce the work, or an object code interpreter used to run it.

The "Corresponding Source" for a work in object code form means all the source code needed to generate, install, and (for an executable work) run the object code and to modify the work, including scripts to control those activities.

However, it does not include the work's System Libraries, or general-purpose tools or generally available free programs which are used unmodified in performing those activities but which are not part of the work. For example, Corresponding Source includes interface definition files associated with source files for the work, and the source code for shared libraries and dynamically linked subprograms that the work is specifically designed to require, such as by intimate data communication or control flow between those subprograms and other parts of the work.

The Corresponding Source need not include anything that users can regenerate automatically from other parts of the Corresponding Source. The Corresponding Source for a work in source code form is that same work.

2. Basic Permissions.

All rights granted under this License are granted for the term of copyright on the Program, and are irrevocable provided the stated conditions are met. This License explicitly affirms your unlimited permission to run the unmodified Program. The output from running a covered work is covered by this License only if the output, given its context, constitutes a covered work. This License acknowledges your rights of fair use or other equivalent, as provided by copyright law.

You may make, run and propagate covered works that you do not convey, without conditions so long as your license otherwise remains in force. You may convey covered works to others for the sole purpose of having them make modifications exclusively for you, or provide you with facilities for running those works, provided that you comply with the terms of this License in conveying all material for which you do not control copyright. Those thus making or running the covered works for you must do so exclusively on your behalf, under your direction and control, on terms that prohibit them from making any copies of your copyrighted material outside their relationship with you. Conveying under any other circumstances is permitted solely under the conditions stated below. Subsection 10 is not allowed; section 10 makes it unnecessary.

3. Protecting Users' Legal Rights From Anti-Circumvention Law.

No covered work shall be deemed part of an effective technological measure under any applicable law fulfilling obligations under article 11 of the WIPO copyright treaty adopted on 20 December 1996, or similar laws prohibiting or restricting circumvention of such measures.

When you convey a covered work, you waive any legal power to forbid circumvention of technological measures to the extent such circumvention is effected by exercising rights under this License with respect to the covered work, and you disclaim any intention to limit operation or modification of the work as a means of enforcing, against the work's users, your or third parties' legal rights to forbid circumvention of technological measures.

4. Conveying Verbatim Copies.

You may convey verbatim copies of the Program's source code as you receive it, in any medium, provided that you conspicuously and appropriately publish on each copy an appropriate copyright notice; keep intact all notices stating that this License and any non-permissive terms added in accord with section 7 apply to the code; keep intact all notices of the absence of any warranty; and give all recipients a copy of this License along with the Program. You may charge any price or no price for each copy that you convey, and you may offer support or warranty protection for a fee.

5. Conveying Modified Source Versions.

You may convey a work based on the Program, or the modifications to produce it from the Program, in the form of source code under the terms of section 4, provided that you also meet all of these conditions:

- a) The work must carry prominent notices stating that you modified it, and giving a relevant date.
- b) The work must carry prominent notices stating that it is released under this License and any conditions added under section 7. This requirement modifies the requirement in section 4 to "keep intact all notices".
- c) You must license the entire work, as a whole, under this License to anyone who comes into possession of a copy. This License will therefore apply, along with any applicable section 7 additional terms, to the whole of the work, and all its parts, regardless of how they are packaged. This license gives no permission to license the work in any other way, but it does not invalidate such permission if you have separately received it.
- d) If the work has interactive user interfaces, each must display Appropriate Legal Notices; however, if the Program has interactive interfaces that do not display Appropriate Legal Notices, your work need not make them do so. A compilation of a covered work with other separate and independent works, which are not by their nature extensions of the covered work, and which are not combined with it such as to form a larger program, in or on a volume of a storage or distribution medium, is called an "aggregate" if the compilation and its resulting copyright are not used to limit the access or legal rights of the compilation's users beyond what the individual works permit. Inclusion of a covered work in an aggregate does not cause this License to apply to the other parts of the aggregate.

6. Conveying Non-Source Forms.

You may convey a covered work in object code form under the terms of sections 4 and 5, provided that you also convey the machine-readable Corresponding Source under the terms of this License, in one of these ways:

- a) Convey the object code in, or embodied in, a physical product (including a physical distribution medium), accompanied by the Corresponding Source fixed on a durable physical medium customarily used for software interchange.
- b) Convey the object code in, or embodied in, a physical product (including a physical distribution medium), accompanied by a written offer, valid for at least three years and valid for as long as you offer spare parts or customer support for that product model, to give anyone who possesses the object code either (1) a copy of the Corresponding Source for all the software in the product that is covered by this License, on a durable physical medium customarily used for software interchange, for a price no more than your reasonable cost of physically performing this conveying of source, or (2) access to copy the Corresponding Source from a network server at no charge.
- c) Convey individual copies of the object code with a copy of the written offer to provide the corresponding Source. This alternative is allowed only occasionally and noncommercially, and only if you received the object code with such an offer, in accord with subsection 6b.
- d) Convey the object code by offering access from a designated place (gratis or for a charge), and offer equivalent access to the Corresponding Source in the same way through the same place at no further charge. You need not require recipients to copy the Corresponding Source along with the object code. If the place to copy the object code is a network server, the Corresponding Source may be on a different server (operated by you or a third party) that supports equivalent copying facilities, provided you maintain clear directions next to the object code saying where to find the Corresponding Source. Regardless of what server hosts the Corresponding Source, you remain obligated to ensure that it is available for as long as needed to satisfy these requirements.
- e) Convey the object code using peer-to-peer transmission, provided you inform other peers where the object code and Corresponding Source of the work are being offered to the general public in no charge under subsection 6d. A separate portion of the object code, whose source code is excluded from the Corresponding Source as a System Library, need not be included in conveying the object code work. A "User Product" is either (1) a "consumer product", which means any tangible personal property which is normally used for personal, family, or household purposes, or (2) anything designed or sold for incorporation into a dwelling. In determining whether a product is a consumer product, doubtful cases shall be resolved in favor of coverage. For a particular product received by a particular user, "normally used" refers to a typical or common use of that class of product, regardless of the status of the particular user or of the way in which the particular user actually uses, or expects or is expected to use, the product. A product is a consumer product regardless of whether the product has substantial commercial, industrial or non-consumer uses, unless such uses represent the only significant mode of use of the product.

"Installation Information" for a User Product means any methods, procedures, authorization keys, or other information required to install and execute modified versions of a covered work in that User Product from a modified version of its Corresponding Source. The information must suffice to ensure that the continued functioning of the modified object code is in no case prevented or interfered with solely because modification has been made. If you convey an object code work under this section in, or with, or specifically for use in, a User Product, and the conveying occurs as part of a transaction in which the right of possession and use of the User Product is transferred to the recipient in perpetuity or for a fixed term regardless of how the transaction is characterized, the Corresponding Source conveyed under this section must be accompanied by the Installation Information. But this requirement does not apply if neither you nor any third party retains the ability to install modified object code on the User Product (for example, the work has been installed in ROM).

The requirement to provide Installation Information does not include a requirement to continue to provide support service, warranty, or updates for a work that has been modified or installed by the recipient, or for the User Product in which it has been modified or installed. Access to a network may be denied when the modification itself materially and adversely affects the operation of the network or violates the rules and protocols for communication across the network. Corresponding Source conveyed, and Installation Information provided, in accord with this section must be in a format that is publicly documented (and with an implementation available to the public in source code form), and must require no special password or key for unpacking, modifying or copying.

7. Additional Terms.

Additional permissions are terms that supplement the terms of this License by making exceptions from one or more of its conditions. Additional permissions that are applicable to the entire Program shall be treated as though they were included in this License, to the extent that they are valid under applicable law. If additional permissions apply only to part of the Program, that part may be used separately under those permissions, but the entire Program remains governed by this License without regard to the additional permissions. When you convey a copy of a covered work, you may at your option remove any additional permissions from that copy, or from any part of it. Additional permissions may be written to require that your removal in certain cases when you modify the work. You may place additional permissions on material, added by you to a covered work, for which you have or can give appropriate copyright permission. Notwithstanding any other provision of this License, for material you add to a covered work, you may (if authorized by the copyright holders of that material) supplement the terms of this License with terms:

- a) Disclaiming warranty or limiting liability differently from the terms of sections 15 and 16 of this License; or
- b) Requiring preservation of specified reasonable legal notices or author attributions in that material or in the Appropriate Legal Notices displayed by works containing it; or
- c) Prohibiting rerepresentation of the origin of that material, or requiring that modified versions of such material be marked in reasonable ways as different from the original version; or
- d) Limiting the use for publicity purposes of names of licensors or authors of the material; or
- e) Declining to grant rights under trademark law for use of some trade names, trademarks, or service marks; or
- f) Requiring indemnification of licensors and authors of that material by anyone who conveys the material (or modified versions of it) with contractual assumptions of liability to the recipient, for any liability that these contractual assumptions directly impose on those licensors and authors. All other non-permissive additional terms are considered "further restrictions" within the meaning of section 10. If the Program as you received it, or any part of it, contains a notice stating that it is governed by this License along with a term that is a further restriction, you may remove that term if a license document contains a further restriction but permits releasing or conveying under this License, you may add to a covered work material governed by the terms of that license document, provided that the further restriction does not survive such releasing or conveying. If you add terms to a covered work in accord with this section, you must place, in the relevant source files, a statement of the additional terms that apply to those files, or a notice indicating where to find the applicable terms. Additional terms, permissive or non-permissive, may be stated in the form of a separately written license, or stated as exceptions; the above requirements apply either way.

8. Termination.

You may not propagate or modify a covered work except as expressly provided under this License. Any attempt otherwise to propagate or modify it is void, and will automatically terminate your rights under this License (including any patent licenses granted under the third paragraph of section 11).

However, if you cease all violation of this License, then your license from a particular copyright holder is reinstated (a) provisionally, unless and until the copyright holder explicitly and finally terminates your license, and (b) permanently, if the copyright holder fails to notify you of the violation by some reasonable means prior to 60 days after the cessation. Moreover, your license from a particular copyright holder is reinstated permanently if the copyright holder notifies you of the violation by some reasonable means, this is the first time you have received notice of violation of this License for any work from that copyright holder, and you cure the violation prior to 30 days after your receipt of the notice. Termination of your rights under this section does not terminate the licenses of parties who have received copies or rights from you under this License. If your rights have been terminated and not permanently reinstated, you do not qualify to receive new licenses for the same material under this section 10.

9. Acceptance Not Required for Having Copies.

You are not required to accept this License in order to receive or run a copy of the Program. Ancillary propagation of a covered work occurring solely as a consequence of using peer-to-peer transmission to receive a copy likewise does not require acceptance. However, nothing other than this License grants you permission to propagate or modify any covered work. These actions infringe copyright if you do not accept this License. Therefore, by modifying or propagating a covered work, you indicate your acceptance of this License to do so.

10. Automatic Licensing of Downstream Recipients.

Each time you convey a covered work, the recipient automatically receives a license from the original licensors, to run, modify and propagate that work, subject to this License. You are not responsible for enforcing compliance by third parties with this License. An "entity transaction" is a transaction transferring control of an organization, or substantially all assets of one, or subdividing an organization, or merging organizations. If propagation of a covered work results from an entity transaction, each party to that transaction who receives a copy of the work also receives whatever licenses to the work the party's predecessor in interest had or could give under the previous paragraph, plus a right to possession of the Corresponding Source of the work from the predecessor in interest, if the predecessor has it or can get it with reasonable efforts. You may not impose any further restrictions on the exercise of the rights granted or affirmed under this License. For example, you may not impose a license fee, royalty, or other charge for exercise of rights granted under this License, and you may not initiate litigation (including a cross-claim or counterclaim in a lawsuit) alleging that any patent claim is infringed by making, using, selling, offering for sale, or importing the Program or any portion of it.

11. Patents.

A "contributor" is a copyright holder who authorizes use under this License of the Program or a work on which the Program is based. The work thus licensed is called the contributor's "contributor version". A contributor's "essential patent claims" are all patent claims owned or controlled by the contributor, whether already acquired or hereafter acquired, that would be infringed by some manner, permitted by this License, of making, using, or selling its contributor version, but do not include claims that would be infringed only as a consequence of further modification of the contributor version. For purposes of this definition, "controls" includes the right to grant patent sublicenses in a manner consistent with the requirements of this License. Each contributor grants you a non-exclusive, worldwide, royalty-free patent license under the contributor's essential patent claims, to make, use, sell, offer for sale, import and otherwise run, modify and propagate the contents of its contributor version.

In the following three paragraphs, a "patent license" is any express agreement or commitment, however denominated, not to enforce a patent (such as an express permission to practice a patent or covenant not to sue for patent infringement). To "grant" such a patent license to a party means to make such an agreement or commitment not to enforce a patent against the party. If you convey a covered work, knowingly relying on a patent license, and the Corresponding Source of the work is not available for anyone to copy, free of charge and under the terms of this License, through a publicly accessible network server or other readily accessible means, then you must either (1) cause the Corresponding Source to be so available, or (2) arrange to deprive yourself of the benefit of the patent license for the particular work, or (3) arrange, in a manner consistent with the requirements of this License, to extend the patent license to downstream recipients. "Knowingly relying" means you have actual knowledge that, but for the patent license, your conveying the covered work in a country, or your recipient's use of the covered work in a country, would infringe one or more identifiable patents in that country that you have reason to believe are valid. If, pursuant to or in connection with a single transaction or arrangement, you convey, or propagate by procuring conveyance of, a covered work, and grant a

patent license to some of the parties receiving the covered work, authorizing them to use, propagate, modify or convey a specific copy of the covered work, then the patent license you grant is automatically extended to all recipients of the covered work and works based on it. A patent license is "discriminatory" if it does not include within the scope of its coverage, prohibits the exercise of, or is conditioned on the non-exercise of one or more of the rights that are specifically granted under this License. You may not convey a covered work if you are a party to an arrangement with a third party that is in the business of distributing software, under which you make payment to the third party based on the extent of your activity of conveying the work, and under which the third party grants, to any of the parties who would receive the covered work from you, a discriminatory patent license

- (a) in connection with copies of the covered work conveyed by you (or copies made from those copies), or
- (b) primarily for and in connection with specific products or compilations that contain the covered work, unless you entered into that arrangement, or that patent license was granted, prior to 28 March 2007. Nothing in this License shall be construed as excluding or limiting any implied license or other defenses to infringement that may otherwise be available to you under applicable patent law.

12. No Surrender of Others' Freedom.

If conditions are imposed on you (whether by court order, agreement or otherwise) that contradict the conditions of this License, they do not excuse you from the conditions of this License. If you cannot convey a covered work so as to satisfy simultaneously your obligations under this License and any other pertinent obligations, then as a consequence you may not convey it at all. For example, if you agree to terms that obligate you to collect a royalty for further conveying from those to whom you convey the Program, the only way you could satisfy both those terms and the License would be to refrain entirely from conveying the Program.

13. Use with the GNU Affero General Public License.

Notwithstanding any other provision of this License, you have permission to link or combine any covered work with a work licensed under version 3 of the GNU Affero General Public License into a single combined work, and to convey the resulting work. The terms of this License will continue to apply to the part which is the covered work, but the special requirements of the GNU Affero General Public License, section 13, concerning interaction through a network will apply to the combination as such.

14. Revised Versions of this License.

The Free Software Foundation may publish revised and/or new versions of the GNU General Public License from time to time. Such new versions will be similar in spirit to the present version, but may differ in detail to address new problems or concerns.

Each version is given a distinguishing version number. If the Program specifies that a certain numbered version of the GNU General Public License "or any later version" applies to it, you have the option of following the terms and conditions either of that numbered version or of any later version published by the Free Software Foundation. If the Program does not specify a version number of the GNU General Public License, you may choose any version ever published by the Free Software Foundation. If the Program specifies that a proxy can decide which future versions of the GNU General Public License can be used, that proxy's public statement of acceptance of a version permanently authorizes you to choose that version for the Program. Later license versions may give you additional or different permissions. However, no additional obligations are imposed on you by an author or copyright holder as a result of your choosing to follow a later version.

15. Disclaimer of Warranty.

THERE IS NO WARRANTY FOR THE PROGRAM, TO THE EXTENT PERMITTED BY APPLICABLE LAW. EXCEPT WHEN OTHERWISE STATED IN WRITING, THE COPYRIGHT HOLDERS AND/OR OTHER PARTIES PROVIDE THE PROGRAM "AS IS" WITHOUT WARRANTY OF ANY KIND, EITHER EXPRESSED OR IMPLIED, INCLUDING, BUT NOT LIMITED TO, THE IMPLIED WARRANTIES OF MERCHANTABILITY AND FITNESS FOR A PARTICULAR PURPOSE. THE ENTIRE RISK AS TO THE QUALITY AND PERFORMANCE OF THE PROGRAM IS WITH YOU. SHOULD THE PROGRAM PROVE DEFECTIVE, YOU ASSUME THE COST OF ALL NECESSARY REPAIR OR CORRECTION.

16. Limitation of Liability.

IN NO EVENT UNLESS REQUIRED BY APPLICABLE LAW OR AGREED TO IN WRITING WILL ANY COPYRIGHT HOLDER, OR ANY OTHER PARTY WHO MODIFIES AND/OR CONVEYS THE PROGRAM AS PERMITTED ABOVE, BE LIABLE TO YOU FOR DAMAGES, INCLUDING ANY GENERAL, SPECIAL, INCIDENTAL OR CONSEQUENTIAL DAMAGES ARISING OUT OF THE USE OR INABILITY TO USE THE PROGRAM INCLUDING BUT NOT LIMITED TO LOSS OF DATA OR DATA BEING RENDERED INACCURATE OR LOSSES SUSTAINED BY YOU OR THIRD PARTIES OR A FAILURE OF THE PROGRAM TO OPERATE WITH ANY OTHER PROGRAMS, EVEN IF SUCH HOLDER OR OTHER PARTY HAS BEEN ADVISED OF THE POSSIBILITY OF SUCH DAMAGES.

17. Interpretation of Sections 15 and 16.

If the disclaimer of warranty and limitation of liability provided above cannot be given local legal effect according to their terms, reviewing courts shall apply local law that most closely approximates an absolute waiver of all civil liability in connection with the Program, unless a warranty or assumption of liability accompanies a copy of the Program in return for a fee.

OpenSSL Combined License

The OpenSSL toolkit stays under a dual license, i.e. both the conditions of the OpenSSL License and the original SSLeay license apply to the toolkit. See below for the actual license texts. Actually both licenses are BSD-style Open Source licenses. In case of any license issues related to OpenSSL, please contact openssl-core@openssl.org		
Component Name	License	URL
openssl 1.0.2e	OpenSSL	Combined License http://www.openssl.org/source

Copyright (c) 1998-2011 The OpenSSL Project. All rights reserved.

Redistribution and use in source and binary forms, with or without modification, are permitted provided that the following conditions are met:

1. Redistributions of source code must retain the above copyright notice, this list of conditions and the following disclaimer.
2. Redistributions in binary form must reproduce the above copyright notice, this list of conditions and the following disclaimer in the documentation and/or other materials provided with the distribution.
3. All advertising materials mentioning features or use of this software must display the following acknowledgment: "This product includes software developed by the OpenSSL Project, use in the OpenSSL Toolkit, <http://www.openssl.org/>".
4. The names "OpenSSL Toolkit" and "OpenSSL Project" must not be used to endorse or promote products derived from this software without prior written permission. For written permission, please contact openssl-core@openssl.org.
5. Products derived from this software may not be called "OpenSSL" nor may "OpenSSL" appear in their names without prior written permission of the OpenSSL Project.

6. Redistributions of any form whatsoever must retain the following acknowledgment: "This product includes software developed by the OpenSSL Project for use in the OpenSSL Toolkit <http://www.openssl.org/>".

THIS SOFTWARE IS PROVIDED BY THE OPENSSL PROJECT "AS IS" AND ANY EXPRESSED OR IMPLIED WARRANTIES, INCLUDING, BUT NOT LIMITED TO, THE IMPLIED WARRANTIES OF MERCHANTABILITY AND FITNESS FOR A PARTICULAR PURPOSE ARE DISCLAIMED. IN NO EVENT SHALL THE OPENSSL PROJECT OR ITS CONTRIBUTORS BE LIABLE FOR ANY DIRECT, INDIRECT, INCIDENTAL, SPECIAL, EXEMPLARY, OR CONSEQUENTIAL DAMAGES (INCLUDING, BUT NOT LIMITED TO, PROCUREMENT OF SUBSTITUTE GOODS OR SERVICES; LOSS OF USE, DATA, OR PROFITS; OR BUSINESS INTERRUPTION) HOWEVER CAUSED AND ON ANY THEORY OF LIABILITY, WHETHER IN CONTRACT, STRICT LIABILITY, OR TORT (INCLUDING NEGLIGENCE OR OTHERWISE) ARISING IN ANY WAY OUT OF THE USE OF THIS SOFTWARE, EVEN IF ADVISED OF THE POSSIBILITY OF SUCH DAMAGE. This product includes cryptographic software written by Eric Young (ey@cryptsoft.com). This product includes software written by Tim Hudson (tjh@cryptsoft.com).

Original SSLeay License

Copyright (c) 1995-1998 Eric Young (ey@cryptsoft.com). All rights reserved.

This package is an SSL implementation written by Eric Young (ey@cryptsoft.com).

The implementation was written so as to conform with Netscape's SSL.

This library is free for commercial and non-commercial use as long as the following conditions are adhered to. The following conditions apply to all code found in this distribution, be it the RC4, RSA, i2d, DES, etc., code; not just the SSL code. The SSL documentation included with this distribution is covered by the same copyright terms except that the holder is Tim Hudson (tjh@cryptsoft.com).

Copyright remains Eric Young's, and as such any Copyright notices in the code are not to be removed. If this package is used in a product, Eric Young should be given attribution as the author of the parts of the library used. This can be in the form of a textual message at program startup or in documentation (online or textual) provided with the package. Redistribution and use in source and binary forms, with or without modification, are permitted provided that the following conditions are met:

1. Redistributions of source code must retain the copyright notice, this list of conditions and the following disclaimer.
2. Redistributions in binary form must reproduce the above copyright notice, this list of conditions and the following disclaimer in the documentation and/or other materials provided with the distribution.
3. All advertising materials mentioning features or use of this software must display the following acknowledgment: "This product includes cryptographic software written by Eric Young (ey@cryptsoft.com). The word 'cryptographic' can be left out if the routines from the library being used are not cryptographic related -".
4. If you include any Windows specific code (or a derivative thereof) from the apps directory (application code) you must include an acknowledgment: "This product includes software written by Tim Hudson (tjh@cryptsoft.com)".

THIS SOFTWARE IS PROVIDED BY ERIC YOUNG "AS IS" AND ANY EXPRESS OR IMPLIED WARRANTIES, INCLUDING, BUT NOT LIMITED TO, THE IMPLIED WARRANTIES OF MERCHANTABILITY AND FITNESS FOR A PARTICULAR PURPOSE ARE DISCLAIMED. IN NO EVENT SHALL THE AUTHOR OR CONTRIBUTORS BE LIABLE FOR ANY DIRECT, INDIRECT, INCIDENTAL, SPECIAL, EXEMPLARY, OR CONSEQUENTIAL DAMAGES (INCLUDING, BUT NOT LIMITED TO, PROCUREMENT OF SUBSTITUTE GOODS OR SERVICES; LOSS OF USE, DATA, OR PROFITS; OR BUSINESS INTERRUPTION) HOWEVER CAUSED AND ON ANY THEORY OF LIABILITY, WHETHER IN CONTRACT, STRICT LIABILITY, OR TORT (INCLUDING NEGLIGENCE OR OTHERWISE) ARISING IN ANY WAY OUT OF THE USE OF THIS SOFTWARE, EVEN IF ADVISED OF THE POSSIBILITY OF SUCH DAMAGE.

The license and distribution terms for any publicly available version or derivative of this code cannot be changed. i.e. this code cannot simply be copied and put under another distribution license [including the GNU Public License.]

BSD License

Some software components of this product incorporate source code covered under the BSD license as follows.

Component Name	License	URL
net-snmp-5.7.3	BSD	http://www.net-snmp.org/about/license.html
pcsc-5.28	BSD	
libcap-1.7.4	BSD 2.0	http://www.kernel.org/pub/linux/libre/security/linux-privs/libcap2
lighttpd-1.4.35	BSD 2.0	http://www.opensource.org/licenses/light-bsd-license.html
MediaUPnP Project Client	BSD 2.0	
pppd-2.4.7	BSD 2.0	http://opensource.org/licenses/BSD-3-Clause

lighttpd is a secure, fast, compliant, and very flexible webserver that has been optimized for high-performance environments. It has a very low memory footprint compared to other web servers and takes care of qupid. Its advanced feature set (FastCGI, CGI, Auth, Output-Compression, URL-Rewriting and many more) make lighttpd the perfect web server software for every server that suffers load problems. Simple Network Management Protocol (SNMP) is an Internet standard protocol for managing devices on IP networks. It is used mostly in network management systems to monitor the devices attached to the network for conditions that need administrative attention. Net-SNMP is a suite of applications used to implement SNMP v1, SNMP v2c and SNMP v3 using both IPv4 and IPv6. For more additional information, send email to help.cgi@nmslha.com.

Copyright (c) 2004, Kriesche, incremental

All rights reserved.

Redistribution and use in source and binary forms, with or without modification, are permitted provided that the following conditions are met:

- Redistributions of source code must retain the above copyright notice, this list of conditions and the following disclaimer.
- Redistributions in binary form must reproduce the above copyright notice, this list of conditions and the following disclaimer in the documentation and/or other materials provided with the distribution.
- Neither the name of the "incremental" nor the names of its contributors may be used to endorse or promote products derived from this software without specific prior written permission.

THIS SOFTWARE IS PROVIDED BY THE COPYRIGHT HOLDERS AND CONTRIBUTORS "AS IS" AND ANY EXPRESS OR IMPLIED WARRANTIES, INCLUDING, BUT NOT LIMITED TO, THE IMPLIED WARRANTIES OF MERCHANTABILITY AND FITNESS FOR A PARTICULAR PURPOSE ARE DISCLAIMED. IN NO EVENT SHALL THE COPYRIGHT OWNER OR CONTRIBUTORS BE LIABLE FOR ANY DIRECT, INDIRECT, INCIDENTAL, SPECIAL, EXEMPLARY, OR CONSEQUENTIAL DAMAGES (INCLUDING, BUT NOT LIMITED TO, PROCUREMENT OF SUBSTITUTE GOODS OR SERVICES; LOSS OF USE, DATA, OR PROFITS; OR BUSINESS INTERRUPTION) HOWEVER CAUSED AND ON ANY THEORY OF LIABILITY, WHETHER IN CONTRACT, STRICT LIABILITY, OR TORT (INCLUDING NEGLIGENCE OR OTHERWISE) ARISING IN ANY WAY OUT OF THE USE OF THIS SOFTWARE, EVEN IF ADVISED OF THE POSSIBILITY OF SUCH DAMAGE.

Copyright (c) 1988-2001 University College London
All rights reserved.

Redistribution and use in source and binary forms, with or without modification, is permitted provided that the following conditions are met :

1. Redistributions of source code must retain the above copyright notice, this list of conditions and the following disclaimer.
2. Redistributions in binary form must reproduce the above copyright notice, this list of conditions and the following disclaimer in the documentation and/or other materials provided with the distribution.
3. All advertising materials mentioning features or use of this software must display the following acknowledgment: This product includes software developed by the Computer Science Department at University College London.
4. Neither the name of the University nor of the Department may be used to endorse or promote products derived from this software without specific prior written permission.

THIS SOFTWARE IS PROVIDED BY THE AUTHORS AND CONTRIBUTORS "AS IS" AND ANY EXPRESSED OR IMPLIED WARRANTIES, INCLUDING, BUT NOT LIMITED TO, THE IMPLIED WARRANTIES OF MERCHANTABILITY AND FITNESS FOR A PARTICULAR PURPOSE ARE DISCLAIMED. IN NO EVENT SHALL THE AUTHORS OR CONTRIBUTORS BE LIABLE FOR ANY DIRECT, INDIRECT, INCIDENTAL, SPECIAL, EXEMPLARY, OR CONSEQUENTIAL DAMAGES (INCLUDING, BUT NOT LIMITED TO, PROCUREMENT OF SUBSTITUTE GOODS OR SERVICES; LOSS OF USE, DATA, OR PROFITS; OR BUSINESS INTERRUPTION) HOWEVER CAUSED AND ON ANY THEORY OF LIABILITY, WHETHER IN CONTRACT, STRICT LIABILITY, OR TORT (INCLUDING NEGLIGENCE OR OTHERWISE) ARISING IN ANY WAY OUT OF THE USE OF THIS SOFTWARE, EVEN IF ADVISED OF THE POSSIBILITY OF SUCH DAMAGE.

Copyright (c) 1988, 1989, 1990, 1991, 1993, 1994, 1995, 1996 The Regents of the University of California.
All rights reserved.

Redistribution and use in source and binary forms, with or without modification, are permitted provided that the following conditions are met:

1. Redistributions of source code must retain the above copyright notice, this list of conditions and the following disclaimer.
2. Redistributions in binary form must reproduce the above copyright notice, this list of conditions and the following disclaimer in the documentation and/or other materials provided with the distribution.
3. Neither the name of the Regents of the University of California nor the names of its contributors may be used to endorse or promote products derived from this software without specific prior written permission.

THIS SOFTWARE IS PROVIDED BY THE COPYRIGHT HOLDERS AND CONTRIBUTORS "AS IS" AND ANY EXPRESS OR IMPLIED WARRANTIES, INCLUDING, BUT NOT LIMITED TO, THE IMPLIED WARRANTIES OF MERCHANTABILITY AND FITNESS FOR A PARTICULAR PURPOSE ARE DISCLAIMED. IN NO EVENT SHALL THE COPYRIGHT OWNER OR CONTRIBUTORS BE LIABLE FOR ANY DIRECT, INDIRECT, INCIDENTAL, SPECIAL, EXEMPLARY, OR CONSEQUENTIAL DAMAGES (INCLUDING, BUT NOT LIMITED TO, PROCUREMENT OF SUBSTITUTE GOODS OR SERVICES; LOSS OF USE, DATA, OR PROFITS; OR BUSINESS INTERRUPTION) HOWEVER CAUSED AND ON ANY THEORY OF LIABILITY, WHETHER IN CONTRACT, STRICT LIABILITY, OR TORT (INCLUDING NEGLIGENCE OR OTHERWISE) ARISING IN ANY WAY OUT OF THE USE OF THIS SOFTWARE, EVEN IF ADVISED OF THE POSSIBILITY OF SUCH DAMAGE.

Copyright (c) 2006, Creative Labs Inc
All rights reserved.

Redistribution and use in source and binary forms, with or without modification, are permitted provided that the following conditions are met:

1. Redistributions of source code must retain the above copyright notice, this list of conditions and the following disclaimer.
2. Redistributions in binary form must reproduce the above copyright notice, this list of conditions and the following disclaimer in the documentation and/or other materials provided with the distribution.
3. Neither the name of the Creative Labs nor the names of its contributors may be used to endorse or promote products derived from this software without specific prior written permission.

THIS SOFTWARE IS PROVIDED BY THE COPYRIGHT HOLDERS AND CONTRIBUTORS "AS IS" AND ANY EXPRESS OR IMPLIED WARRANTIES, INCLUDING, BUT NOT LIMITED TO, THE IMPLIED WARRANTIES OF MERCHANTABILITY AND FITNESS FOR A PARTICULAR PURPOSE ARE DISCLAIMED. IN NO EVENT SHALL THE COPYRIGHT OWNER OR CONTRIBUTORS BE LIABLE FOR ANY DIRECT, INDIRECT, INCIDENTAL, SPECIAL, EXEMPLARY, OR CONSEQUENTIAL DAMAGES (INCLUDING, BUT NOT LIMITED TO, PROCUREMENT OF SUBSTITUTE GOODS OR SERVICES; LOSS OF USE, DATA, OR PROFITS; OR BUSINESS INTERRUPTION) HOWEVER CAUSED AND ON ANY THEORY OF LIABILITY, WHETHER IN CONTRACT, STRICT LIABILITY, OR TORT (INCLUDING NEGLIGENCE OR OTHERWISE) ARISING IN ANY WAY OUT OF THE USE OF THIS SOFTWARE, EVEN IF ADVISED OF THE POSSIBILITY OF SUCH DAMAGE.

Copyright (c) 2005-2012, Thomas BERNARD
All rights reserved.

Redistribution and use in source and binary forms, with or without modification, are permitted provided that the following conditions are met:

1. Redistributions of source code must retain the above copyright notice, this list of conditions and the following disclaimer.
2. Redistributions in binary form must reproduce the above copyright notice, this list of conditions and the following disclaimer in the documentation and/or other materials provided with the distribution.
3. Neither the name of Thomas BERNARD nor the names of its contributors may be used to endorse or promote products derived from this software without specific prior written permission.

THIS SOFTWARE IS PROVIDED BY THE COPYRIGHT HOLDERS AND CONTRIBUTORS "AS IS" AND ANY EXPRESS OR IMPLIED WARRANTIES, INCLUDING, BUT NOT LIMITED TO, THE IMPLIED WARRANTIES OF MERCHANTABILITY AND FITNESS FOR A PARTICULAR PURPOSE ARE DISCLAIMED. IN NO EVENT SHALL THE COPYRIGHT OWNER OR CONTRIBUTORS BE LIABLE FOR ANY DIRECT, INDIRECT, INCIDENTAL, SPECIAL, EXEMPLARY, OR CONSEQUENTIAL DAMAGES (INCLUDING, BUT NOT LIMITED TO, PROCUREMENT OF SUBSTITUTE GOODS OR SERVICES; LOSS OF USE, DATA, OR PROFITS; OR BUSINESS INTERRUPTION) HOWEVER CAUSED AND ON ANY THEORY OF LIABILITY, WHETHER IN CONTRACT, STRICT LIABILITY, OR

TORT (INCLUDING NEGLIGENCE OR OTHERWISE) ARISING IN ANY WAY OUT OF THE USE OF THIS SOFTWARE, EVEN IF ADVISED OF THE POSSIBILITY OF SUCH DAMAGE.

Various copyrights apply to this package, listed in various separate parts below. Please make sure that you read all the parts.

Part 1: CMUUCD copyright notice: (BSD like)

Copyright 1989, 1991, 1992 by Carnegie Mellon University Derivative Work - 1996, 1998-2000
Copyright 1990, 1996-2000 The Regents of the University of California

All Rights Reserved

Permission to use, copy, modify and distribute this software and its documentation for any purpose and without fee is hereby granted, provided that the above copyright notice appears in all copies and that both that copyright notice and this permission notice appear in supporting documentation, and that the name of CMU and The Regents of the University of California not be used in advertising or publicity pertaining to distribution of the software without specific written permission.

CMU AND THE REGENTS OF THE UNIVERSITY OF CALIFORNIA DISCLAIM ALL WARRANTIES WITH REGARD TO THIS SOFTWARE, INCLUDING ALL IMPLIED WARRANTIES OF MERCHANTABILITY AND FITNESS. IN NO EVENT SHALL CMU OR THE REGENTS OF THE UNIVERSITY OF CALIFORNIA BE LIABLE FOR ANY SPECIAL, INDIRECT OR CONSEQUENTIAL DAMAGES OR ANY DAMAGES WHATSOEVER RESULTING FROM THE LOSS OF USE, DATA OR PROFITS, WHETHER IN AN ACTION OF CONTRACT, NEGLIGENCE OR OTHER TORTIOUS ACTION, ARISING OUT OF OR IN CONNECTION WITH THE USE OR PERFORMANCE OF THIS SOFTWARE.

Part 2 : Networks Associates Technology, Inc copyright notice (BSD)

Copyright (c) 2001-2003, Networks Associates Technology, Inc.
All rights reserved.

Redistribution and use in source and binary forms, with or without modification, are permitted provided that the following conditions are met: *yy* Redistributions of source code must retain the above copyright notice, this list of conditions and the following disclaimer. *yy* Redistributions in binary form must reproduce the above copyright notice, this list of conditions and the following disclaimer in the documentation and/or other materials provided with the distribution. *yy* Neither the name of the Networks Associates Technology, Inc nor the names of its contributors may be used to endorse or promote products derived from this software without specific prior written permission.

THIS SOFTWARE IS PROVIDED BY THE COPYRIGHT HOLDERS AND CONTRIBUTORS "AS IS" AND ANY EXPRESS OR IMPLIED WARRANTIES, INCLUDING, BUT NOT LIMITED TO, THE IMPLIED WARRANTIES OF MERCHANTABILITY AND FITNESS FOR A PARTICULAR PURPOSE ARE DISCLAIMED. IN NO EVENT SHALL THE COPYRIGHT HOLDERS OR CONTRIBUTORS BE LIABLE FOR ANY DIRECT, INDIRECT, INCIDENTAL, SPECIAL, EXEMPLARY, OR CONSEQUENTIAL DAMAGES (INCLUDING, BUT NOT LIMITED TO, PROCUREMENT OF SUBSTITUTE GOODS OR SERVICES; LOSS OF USE, DATA, OR PROFITS; OR BUSINESS INTERRUPTION) HOWEVER CAUSED AND ON ANY THEORY OF LIABILITY, WHETHER IN CONTRACT, STRICT LIABILITY, OR TORT (INCLUDING NEGLIGENCE OR OTHERWISE) ARISING IN ANY WAY OUT OF THE USE OF THIS SOFTWARE, EVEN IF ADVISED OF THE POSSIBILITY OF SUCH DAMAGE.

Part 3: Cambridge Broadband Ltd. copyright notice (BSD)

Portions of this code are copyright (c) 2001-2003, Cambridge Broadband Ltd.

All rights reserved.

Redistribution and use in source and binary forms, with or without modification, are permitted provided that the following conditions are met: *yy* Redistributions of source code must retain the above copyright notice, this list of conditions and the following disclaimer. *yy* Redistributions in binary form must reproduce the above copyright notice, this list of conditions and the following disclaimer in the documentation and/or other materials provided with the distribution. *yy* The name of Cambridge Broadband Ltd. may not be used to endorse or promote products derived from this software without specific prior written permission.

THIS SOFTWARE IS PROVIDED BY THE COPYRIGHT HOLDER "AS IS" AND ANY EXPRESS OR IMPLIED WARRANTIES, INCLUDING, BUT NOT LIMITED TO, THE IMPLIED WARRANTIES OF MERCHANTABILITY AND FITNESS FOR A PARTICULAR PURPOSE ARE DISCLAIMED. IN NO EVENT SHALL THE COPYRIGHT HOLDER BE LIABLE FOR ANY DIRECT, INDIRECT, INCIDENTAL, SPECIAL, EXEMPLARY, OR CONSEQUENTIAL DAMAGES (INCLUDING, BUT NOT LIMITED TO, PROCUREMENT OF SUBSTITUTE GOODS OR SERVICES; LOSS OF USE, DATA, OR PROFITS; OR BUSINESS INTERRUPTION) HOWEVER CAUSED AND ON ANY THEORY OF LIABILITY, WHETHER IN CONTRACT, STRICT LIABILITY, OR TORT (INCLUDING NEGLIGENCE OR OTHERWISE) ARISING IN ANY WAY OUT OF THE USE OF THIS SOFTWARE, EVEN IF ADVISED OF THE POSSIBILITY OF SUCH DAMAGE.

Part 4: Sun Microsystems, Inc. copyright notice

(BSD)

Copyright (c) 2003 Sun Microsystems, Inc., 4150 Network
Circle, Santa Clara, California 95054, U.S.A.

All rights reserved.

Use is subject to license terms below. This distribution may include materials developed by third parties. Sun, Sun Microsystems, the Sun logo and Solaris are trademarks or registered trademarks of Sun Microsystems, Inc. in the U.S. and other countries. Redistribution and use in source and binary forms, with or without modification, are permitted provided that the following conditions are met: *yy* Redistributions of source code must retain the above copyright notice, this list of conditions and the following disclaimer. *yy* Redistributions in binary form must reproduce the above copyright notice, this list of conditions and the following disclaimer in the documentation and/or other materials provided with the distribution. *yy* Neither the name of the Sun Microsystems, Inc. nor the names of its contributors may be used to endorse or promote products derived from this software without specific prior written permission.

THIS SOFTWARE IS PROVIDED BY THE COPYRIGHT HOLDERS AND CONTRIBUTORS "AS IS" AND ANY EXPRESS OR IMPLIED WARRANTIES, INCLUDING, BUT NOT LIMITED TO, THE IMPLIED WARRANTIES OF MERCHANTABILITY AND FITNESS FOR A PARTICULAR PURPOSE ARE DISCLAIMED. IN NO EVENT SHALL THE COPYRIGHT HOLDERS OR CONTRIBUTORS BE LIABLE FOR ANY DIRECT, INDIRECT, INCIDENTAL, SPECIAL, EXEMPLARY, OR CONSEQUENTIAL DAMAGES (INCLUDING, BUT NOT LIMITED TO, PROCUREMENT OF SUBSTITUTE GOODS OR SERVICES; LOSS OF USE, DATA, OR PROFITS; OR BUSINESS INTERRUPTION) HOWEVER CAUSED AND ON ANY THEORY OF LIABILITY, WHETHER IN CONTRACT, STRICT LIABILITY, OR TORT (INCLUDING NEGLIGENCE OR OTHERWISE) ARISING IN ANY WAY OUT OF THE USE OF THIS SOFTWARE, EVEN IF ADVISED OF THE POSSIBILITY OF SUCH DAMAGE.

Part 5: Sparta, Inc copyright notice (BSD)

Copyright (c) 2003-2009, Sparta, Inc:

All rights reserved.

Redistribution and use in source and binary forms, with or without modification, are permitted provided that the following conditions are met: *yy* Redistributions of source code must retain the above copyright notice, this list of conditions and the following disclaimer. *yy* Redistributions in binary form must reproduce the

above copyright notice, this list of conditions and the following disclaimer in the documentation and/or other materials provided with the distribution. *yy* Neither the name of *Sigart*, Inc nor the names of its contributors may be used to endorse or promote products derived from this software without specific prior written permission.

THIS SOFTWARE IS PROVIDED BY THE COPYRIGHT HOLDERS AND CONTRIBUTORS "AS IS" AND ANY EXPRESS OR IMPLIED WARRANTIES, INCLUDING, BUT NOT LIMITED TO, THE IMPLIED WARRANTIES OF MERCHANTABILITY AND FITNESS FOR A PARTICULAR PURPOSE ARE DISCLAIMED. IN NO EVENT SHALL THE COPYRIGHT HOLDERS OR CONTRIBUTORS BE LIABLE FOR ANY DIRECT, INDIRECT, INCIDENTAL, SPECIAL, EXEMPLARY, OR CONSEQUENTIAL DAMAGES (INCLUDING, BUT NOT LIMITED TO, PROCUREMENT OF SUBSTITUTE GOODS OR SERVICES; LOSS OF USE, DATA, OR PROFITS; OR BUSINESS INTERRUPTION) HOWEVER CAUSED AND ON ANY THEORY OF LIABILITY, WHETHER IN CONTRACT, STRICT LIABILITY, OR TORT (INCLUDING NEGLIGENCE OR OTHERWISE) ARISING IN ANY WAY OUT OF THE USE OF THIS SOFTWARE, EVEN IF ADVISED OF THE POSSIBILITY OF SUCH DAMAGE.

Part 6: Cisco/BUPTNIO copyright notice (BSD)

Copyright (c) 2004, Cisco, Inc and Information Network
Center of Beijing University of Posts and Telecommunications.
All rights reserved.

Redistribution and use in source and binary forms, with or without modification, are permitted provided that the following conditions are met: *yy* Redistributions of source code must retain the above copyright notice, this list of conditions and the following disclaimer. *yy* Redistributions in binary form must reproduce the above copyright notice, this list of conditions and the following disclaimer in the documentation and/or other materials provided with the distribution. *yy* Neither the name of Cisco, Inc, Beijing University of Posts and Telecommunications, nor the names of their contributors may be used to endorse or promote products derived from this software without specific prior written permission.

THIS SOFTWARE IS PROVIDED BY THE COPYRIGHT HOLDERS AND CONTRIBUTORS "AS IS" AND ANY EXPRESS OR IMPLIED WARRANTIES, INCLUDING, BUT NOT LIMITED TO, THE IMPLIED WARRANTIES OF MERCHANTABILITY AND FITNESS FOR A PARTICULAR PURPOSE ARE DISCLAIMED. IN NO EVENT SHALL THE COPYRIGHT HOLDERS OR CONTRIBUTORS BE LIABLE FOR ANY DIRECT, INDIRECT, INCIDENTAL, SPECIAL, EXEMPLARY, OR CONSEQUENTIAL DAMAGES (INCLUDING, BUT NOT LIMITED TO, PROCUREMENT OF SUBSTITUTE GOODS OR SERVICES; LOSS OF USE, DATA, OR PROFITS; OR BUSINESS INTERRUPTION) HOWEVER CAUSED AND ON ANY THEORY OF LIABILITY, WHETHER IN CONTRACT, STRICT LIABILITY, OR TORT (INCLUDING NEGLIGENCE OR OTHERWISE) ARISING IN ANY WAY OUT OF THE USE OF THIS SOFTWARE, EVEN IF ADVISED OF THE POSSIBILITY OF SUCH DAMAGE.

Part 7: Fabasoft R&D Software Software GmbH & Co KG copyright Notice (BSD)

Copyright (c) Fabasoft R&D Software GmbH & Co KG, 2003/05@fabasoft.com
Author: Bernhard Penz

Redistribution and use in source and binary forms, with or without modification, are permitted provided that the following conditions are met: *yy* Redistributions of source code must retain the above copyright notice, this list of conditions and the following disclaimer. *yy* Redistributions in binary form must reproduce the above copyright notice, this list of conditions and the following disclaimer in the documentation and/or other materials provided with the distribution. *yy* The name of Fabasoft R&D Software GmbH & Co KG or any of its subsidiaries, brand or product names may not be used to endorse or promote products derived from this software without specific prior written permission.

THIS SOFTWARE IS PROVIDED BY THE COPYRIGHT HOLDER "AS IS" AND ANY EXPRESS OR IMPLIED WARRANTIES, INCLUDING, BUT NOT LIMITED TO, THE IMPLIED WARRANTIES OF MERCHANTABILITY AND FITNESS FOR A PARTICULAR PURPOSE ARE DISCLAIMED. IN NO EVENT SHALL THE COPYRIGHT HOLDER BE LIABLE FOR ANY DIRECT, INDIRECT, INCIDENTAL, SPECIAL, EXEMPLARY, OR CONSEQUENTIAL DAMAGES (INCLUDING, BUT NOT LIMITED TO, PROCUREMENT OF SUBSTITUTE GOODS OR SERVICES; LOSS OF USE, DATA, OR PROFITS; OR BUSINESS INTERRUPTION) HOWEVER CAUSED AND ON ANY THEORY OF LIABILITY, WHETHER IN CONTRACT, STRICT LIABILITY, OR TORT (INCLUDING NEGLIGENCE OR OTHERWISE) ARISING IN ANY WAY OUT OF THE USE OF THIS SOFTWARE, EVEN IF ADVISED OF THE POSSIBILITY OF SUCH DAMAGE.

Part 8: Apple Inc. copyright notice (BSD)

Copyright (c) 2007 Apple Inc.
All rights reserved.

Redistribution and use in source and binary forms, with or without modification, are permitted provided that the following conditions are met:

1. Redistributions of source code must retain the above copyright notice, this list of conditions and the following disclaimer.
2. Redistributions in binary form must reproduce the above copyright notice, this list of conditions and the following disclaimer in the documentation and/or other materials provided with the distribution. 3. Neither the name of Apple Inc. ("Apple") nor the names of its contributors may be used to endorse or promote products derived from this software without specific prior written permission.

THIS SOFTWARE IS PROVIDED BY APPLE AND ITS CONTRIBUTORS "AS IS" AND ANY EXPRESS OR IMPLIED WARRANTIES, INCLUDING, BUT NOT LIMITED TO, THE IMPLIED WARRANTIES OF MERCHANTABILITY AND FITNESS FOR A PARTICULAR PURPOSE ARE DISCLAIMED. IN NO EVENT SHALL THE COPYRIGHT HOLDERS OR CONTRIBUTORS BE LIABLE FOR ANY DIRECT, INDIRECT, INCIDENTAL, SPECIAL, EXEMPLARY, OR CONSEQUENTIAL DAMAGES (INCLUDING, BUT NOT LIMITED TO, PROCUREMENT OF SUBSTITUTE GOODS OR SERVICES; LOSS OF USE, DATA, OR PROFITS; OR BUSINESS INTERRUPTION) HOWEVER CAUSED AND ON ANY THEORY OF LIABILITY, WHETHER IN CONTRACT, STRICT LIABILITY, OR TORT (INCLUDING NEGLIGENCE OR OTHERWISE) ARISING IN ANY WAY OUT OF THE USE OF THIS SOFTWARE, EVEN IF ADVISED OF THE POSSIBILITY OF SUCH DAMAGE.

Part 9: ScienceLogic, LLC copyright notice(BSD)

Copyright (c) 2009, ScienceLogic, LLC
All rights reserved.

Redistribution and use in source and binary forms, with or without modification, are permitted provided that the following conditions are met: *yy* Redistributions of source code must retain the above copyright notice, this list of conditions and the following disclaimer. *yy* Redistributions in binary form must reproduce the above copyright notice, this list of conditions and the following disclaimer in the documentation and/or other materials provided with the distribution. *yy* Neither the name of ScienceLogic, LLC nor the names of its contributors may be used to endorse or promote products derived from this software without specific prior written permission.

THIS SOFTWARE IS PROVIDED BY THE COPYRIGHT HOLDERS AND CONTRIBUTORS "AS IS" AND ANY EXPRESS OR IMPLIED WARRANTIES, INCLUDING, BUT NOT LIMITED TO, THE IMPLIED WARRANTIES OF MERCHANTABILITY AND FITNESS FOR A PARTICULAR PURPOSE ARE DISCLAIMED. IN NO EVENT SHALL THE COPYRIGHT HOLDERS OR CONTRIBUTORS BE LIABLE FOR ANY DIRECT, INDIRECT, INCIDENTAL, SPECIAL, EXEMPLARY, OR CONSEQUENTIAL DAMAGES (INCLUDING, BUT NOT LIMITED TO, PROCUREMENT OF SUBSTITUTE GOODS OR SERVICES; LOSS OF USE, DATA, OR PROFITS; OR BUSINESS INTERRUPTION) HOWEVER CAUSED AND ON ANY THEORY OF LIABILITY, WHETHER IN CONTRACT, STRICT LIABILITY, OR TORT (INCLUDING NEGLIGENCE OR OTHERWISE) ARISING IN ANY WAY OUT OF THE USE OF THIS SOFTWARE, EVEN IF ADVISED OF THE POSSIBILITY OF SUCH DAMAGE.

The MIT License

Some software components of this product incorporate source code covered under the MIT license as follows

MIT License 2.0

- Aeswidget, bettermeans, jquery-ui, ibxm1, ibxm2, Meta3D-Metalib,myxEmbed,OpenGL Samples Pack, Wide Studio, xorg-server, droptee:2012.55, rounsee:5.7

Copyright (c) 2011, The Dojo Foundation
Copyright 2010, ALTHORUS Ltd (http://jqueryui.com/about)
Dual licensed under the MIT or GPL Version 2 licenses.
- http://jquery.org/license
- http://docs.jquery.com/UI/Widget
Copyright Daniel Vellard
Copyright Igor Zlatovic <igor@zlatovic.com>
Copyright Aaksey Saini
Copyright Gary Pennington <Gary.Pennington@uk.sun.com>
Copyright Alfred Mckautsch <alfred@mckautsch.de>
Copyright Bjorn Reese <bjorn.reese@systematic.de>
Copyright Joel W. Reed
Copyright William Black <wblack@bmm.com.hk>
Copyright (c) 2007-2010 The Khronos Group, Inc.
Copyright Ashish Kumar Patra
Copyright (c) 2006 Free Software Foundation, Inc.

Permission is hereby granted, free of charge, to any person obtaining a copy of the software and associated documentation files (the "Software"), to deal in the Software without restriction, including without limitation the rights to use, copy, modify, merge, publish, distribute, sublicense, and/or sell copies of the Software, and to permit persons to whom the Software is furnished to do so, subject to the following conditions:

The above copyright notice and this permission notice shall be included in all copies or substantial portions of the Software.

THE SOFTWARE IS PROVIDED "AS IS", WITHOUT WARRANTY OF ANY KIND, EXPRESS OR IMPLIED, INCLUDING BUT NOT LIMITED TO THE WARRANTIES OF MERCHANTABILITY, FITNESS FOR A PARTICULAR PURPOSE AND NONINFRINGEMENT. IN NO EVENT SHALL THE AUTHORS OR COPYRIGHT HOLDERS BE LIABLE FOR ANY CLAIM, DAMAGES OR OTHER LIABILITY, WHETHER IN AN ACTION OF CONTRACT, TORT OR OTHERWISE, ARISING FROM, OUT OF OR IN CONNECTION WITH THE SOFTWARE OR THE USE OR OTHER DEALINGS IN THE SOFTWARE.

Mozilla Public License

Seeo-vee, at Harweha Techwin, used the Mozilla Firefox component without modifying the source code according to the MOZILLA Public license 1.1, we are not obliged to provide the source code of the corresponding component.

- Version 1.1

1. Definitions.

- 1.0.1. "Commercial Use" means distribution or otherwise making the Covered Code available to a third party.
- 1.1. "Contributor" means each entity that creates or contributes to the creation of Modifications.
- 1.2. "Contributor Version" means the combination of the Original Code, prior Modifications used by a Contributor, and the Modifications made by that particular Contributor.
- 1.3. "Covered Code" means the Original Code or Modifications or the combination of the Original Code and Modifications, in each case including portions thereof.
- 1.4. "Electronic Distribution Mechanism" means a mechanism generally accepted in the software development community for the electronic transfer of data.
- 1.5. "Executable" means Covered Code in any form other than Source Code.
- 1.6. "Initial Developer" means the individual or entity identified as the Initial Developer in the Source Code notice required by Exhibit A.
- 1.7. "Larger Work" means a work which combines Covered Code or portions thereof with code not governed by the terms of this License.
- 1.8. "License" means this document.
- 1.8.1. "Licensable" means having the right to grant, to the maximum extent possible, whether at the time of the initial grant or subsequently acquired, any and all of the rights conveyed herein.
- 1.9. "Modifications" means any addition to or deletion from the substance or structure of either the Original Code or any previous Modifications. When Covered Code is released as a series of files, a Modification is:
 - A. Any addition to or deletion from the contents of a file containing Original Code or previous Modifications.
 - B. Any new file that contains any part of the Original Code or previous Modifications.
- 1.10. "Original Code" means Source Code of computer software code which is described in the Source Code notice required by Exhibit A as Original Code, and which, at the time of its release under this License is not already Covered Code governed by this License.
- 1.10.1. "Patent Claims" means any patent claim(s), now owned or hereafter acquired, including without limitation, method, process, and apparatus claims, in any patent Licensable by grantor.

1.11. "Source Code" means the preferred form of the Covered Code for making modifications to it, including all modules it contains, plus any associated interface definition files, scripts used to control compilation and installation of an Executable, or source code differential comparisons against either the Original Code or another well known, available Covered Code of the Contributor's choice. The Source Code can be in a compressed or archival form, provided the appropriate decompression or de-archiving software is widely available for no charge.

1.12. "You" (or "Your") means an individual or a legal entity exercising rights under, and complying with all of the terms of, this License or a future version of this License issued under Section 6.1. For legal entities, "You" includes any entity which controls, is controlled by, or is under common control with You. For purposes of this definition, "control" means (a) the power, direct or indirect, to cause the direction or management of such entity, whether by contract or otherwise, or (b) ownership of more than fifty percent (50%) of the outstanding shares or beneficial ownership of such entity.

2. Source Code License.

2.1. The Initial Developer Grant. The Initial Developer hereby grants You a world-wide, royalty-free, non-exclusive license, subject to third party intellectual property claims:

- (a) under intellectual property rights (other than patent or trademark) licensable by Initial Developer to use, reproduce, modify, display, perform, sublicense and distribute the Original Code (or portions thereof) with or without Modifications, and/or as part of a Larger Work; and
- (b) under Patent Claims infringed by the making, using or selling of Original Code, to make, have made, use, practice, sell, and/or offer for sale, and/or otherwise dispose of the Original Code (or portions thereof);
- (c) the licenses granted in this Section 2.1(a) and (b) are effective on the date Initial Developer first distributes Original Code under the terms of this License.

(d) Notwithstanding Section 2.1(b) above, no patent license is granted: 1) for code that You delete from the Original Code; 2) separate from the Original Code; or 3) for infringement caused by: i) the modification of the Original Code or ii) the combination of the Original Code with other software or devices.

2.2. Contributor Grant. Subject to third party intellectual property claims, each Contributor hereby grants You a world-wide, royalty-free, non-exclusive license

- (a) under intellectual property rights (other than patent or trademark) licensable by Contributor, to use, reproduce, modify, display, perform, sublicense and distribute the Modifications created by such Contributor (or portions thereof) either on an unmodified basis, with other Modifications, as Covered Code and/or as part of a Larger Work; and
- (b) under Patent Claims infringed by the making, using, or selling of Modifications made by that Contributor either alone and/or in combination with the Contributor Version (or portions of such combination), to make, use, sell, offer for sale, have made, and/or otherwise dispose of: 1) Modifications made by that Contributor (or portions thereof); and 2) the combination of Modifications made by that Contributor with its Contributor Version (or portions of such combination).
- (c) the licenses granted in Sections 2.2(a) and 2.2(b) are effective on the date Contributor first makes Commercial Use of the Covered Code.

(d) Notwithstanding Section 2.2(b) above, no patent license is granted: 1) for any code that Contributor has deleted from the Contributor Version; 2) separate from the Contributor Version; 3) for infringement caused by: i) third party modifications of Contributor Version or ii) the combination of Modifications made by that Contributor with other software (except as part of the Contributor Version) or other devices; or 4) under Patent Claims infringed by Covered Code in the absence of Modifications made by that Contributor.

3. Distribution Obligations.

3.1. Application of License. The Modifications You create or to which You contribute are governed by the terms of this License, including without limitation Section 2.2. The Source Code version of Covered Code may be distributed only under the terms of this License or a future version of this License released under Section 6.1, and You must include a copy of this License with every copy of the Source Code You distribute. You may not offer or impose any terms on any Source Code version that alters or restricts the applicable version of this License or the recipients' rights hereunder. However, You may include an additional document offering the additional rights described in Section 3.5.

3.2. Availability of Source Code. Any Modification which You create or to which You contribute must be made available in Source Code form under the terms of this License either on the same media as an Executable version or via an accepted Electronic Distribution Mechanism to anyone to whom you make an Executable version available, and if made available via Electronic Distribution Mechanism, must remain available for at least twelve (12) months after the date it initially became available, or at least six (6) months after a subsequent version of that particular Modification has been made available to such recipients. You are responsible for ensuring that the Source Code version remains available even if the Electronic Distribution Mechanism is maintained by a third party.

3.3. Description of Modifications. You must cause all Covered Code to which You contribute to contain a file documenting the changes You made to create that Covered Code and the date of any change. You must include a prominent statement that the Modification is derived, directly or indirectly, from Original Code provided by the Initial Developer and including the name of the Initial Developer in (a) the Source Code, and (b) in any notice in an Executable form or related documentation in which You describe the origin or ownership of the Covered Code.

3.4. Intellectual Property Matters

- (a) Third Party Claims. If Contributor has knowledge that a license under a third party's intellectual property rights is required to exercise the rights granted by such Contributor under Sections 2.1 or 2.2, Contributor must include a text file with the Source Code distribution titled "LEGAL" which describes the claim and the party making the claim in sufficient detail that a recipient will know whom to contact. If Contributor obtains such knowledge after the Modification is made available as described in Section 3.2, Contributor shall promptly modify the LEGAL file in all copies Contributor makes available thereafter and shall take other steps (such as notifying appropriate mailing lists or newsgroups) reasonably calculated to inform those who received the Covered Code that new knowledge has been obtained.
- (b) Contributor APIs. If Contributor's Modifications include an application programming interface and Contributor has knowledge of patent licenses which are reasonably necessary to implement that API, Contributor must also include this information in the LEGAL file.
- (c) Representations. Contributor represents that, except as disclosed pursuant to Section 3.4(a) above, Contributor believes that Contributor's Modifications are Contributor's original creation(s) and/or Contributor has sufficient rights to grant the rights conveyed by this License.

3.5. Required Notice. You must duplicate this notice in each file of the Source Code. If it is not possible to put such notice in a particular Source Code file due to its structure, then You must include such notice in a location (such as a relevant directory) where a user would be likely to look for such a notice. If You created one or more Modifications(s) You may add your name as a Contributor to the notice described in Exhibit A. You must also duplicate this License in any documentation for the Source Code where You describe recipients' rights or ownership rights relating to Covered Code. You may choose to offer, and to charge a fee for, warranty, support, indemnity or liability obligations to one or more recipients of Covered Code. However, You may do so only on Your own behalf, and not on behalf of the Initial Developer or any Contributor. You must make it absolutely clear that any such warranty, support, indemnity or liability obligation is offered by You alone, and You hereby agree to indemnify the Initial Developer and every Contributor for any liability incurred by the Initial Developer or such Contributor as a result of warranty, support, indemnity or liability terms You offer.

3.6. Distribution of Executable Versions. You may distribute Covered Code in Executable form only if the requirements of Section 3.1-3.5 have been met for that Covered Code, and if You include a notice stating that the Source Code version of the Covered Code is available under the terms of this License, including a description of how and where You have fulfilled the obligations of Section 3.2. The notice must be conspicuously included in any notice in an Executable version, related documentation or collateral in which You describe recipients' rights relating to the Covered Code. You may distribute the Executable version of Covered Code or ownership rights under a license of Your choice, which may contain terms different from this License, provided that You are in compliance with the terms of this License and that the license

for the Executable version does not attempt to limit or alter the recipient's rights in the Source Code version from the rights set forth in this License. If You distribute the Executable version under a different license You must make it absolutely clear that any terms which alter from the license are offered by You alone, not by the Initial Developer or any Contributor. You hereby agree to indemnify the Initial Developer and every Contributor for any liability incurred by the Initial Developer or such Contributor as a result of any such terms You offer.

3.7. Larger Works. You may create a Larger Work by combining Covered Code with other code not governed by the terms of this License and distribute the Larger Work as a single product. In such a case, You must make sure the requirements of the license are fulfilled for the Covered Code.

4. Inability to Comply Due to Statute or Regulation.

If it is impossible for You to comply with any of the terms of this License with respect to some or all of the Covered Code due to statute, judicial order, or regulation then You must: (a) comply with the terms of the license to the maximum extent possible; and (b) describe the limitations and the code they affect. Such description must be included in the LEGAL file described in Section 3.4 and must be included with all distributions of the Source Code. Except to the extent prohibited by statute or regulation, such description must be sufficiently detailed for a recipient of ordinary skill to be able to understand it.

5. Application of this License.

This License applies to code to which the Initial Developer has attached the notice in Exhibit A and to related Covered Code.

6. Versions of the License.

6.1. New Versions. Netscape Communications Corporation ("Netscape") may publish revised and/or new versions of the License from time to time. Each version will be given a distinguishing version number.

6.2. Effect of New Versions. Once Covered Code has been published under a particular version of the License, You may always continue to use it under the terms of that version. You may also choose to use such Covered Code under the terms of any subsequent version of the License published by Netscape. No one other than Netscape has the right to modify the terms applicable to Covered Code created under this License.

6.3. Derivative Works. If You create or use a modified version of this License (which you may only do in order to apply it to code which is not already Covered Code governed by this License), You must (a) rename Your license so that the phrases "Mozilla", "MOZILLAPL", "MOZPL", "NPL", "MPL" or any closely related similar phrase do not appear in your license (except to note that your license differs from the License) and (b) otherwise make it clear that Your version of the license contains terms which differ from the Mozilla Public License and Netscape Public License. Filing in the name of the Initial Developer, Original Code or Contributor in the notice described in Exhibit A shall not of themselves be deemed to be modifications of this License.)

7. DISCLAIMER OF WARRANTY.

COVERED CODE IS PROVIDED UNDER THIS LICENSE ON AN "AS IS" BASIS, WITHOUT WARRANTY OF ANY KIND, EITHER EXPRESSED OR IMPLIED, INCLUDING, WITHOUT LIMITATION, WARRANTIES THAT THE COVERED CODE IS FREE OF DEFECTS, MERCHANTABLE, FIT FOR A PARTICULAR PURPOSE OR NON-INFRINGING. THE ENTIRE RISK AS TO THE QUALITY AND PERFORMANCE OF THE COVERED CODE IS WITH YOU. SHOULD ANY COVERED CODE PROVE DEFECTIVE IN ANY RESPECT, YOU NOT THE INITIAL DEVELOPER OR ANY OTHER CONTRIBUTOR ASSUME THE COST OF ANY NECESSARY SERVICING, REPAIR OR CORRECTION. THIS DISCLAIMER OF WARRANTY CONSTITUTES AN ESSENTIAL PART OF THIS LICENSE. NO USE OF ANY COVERED CODE IS AUTHORIZED HEREUNDER EXCEPT UNDER THIS DISCLAIMER.

8. TERMINATION.

8.1. This License and the rights granted hereunder will terminate automatically if You fail to comply with terms herein and fail to cure such breach within 30 days of becoming aware of the breach. All sublicenses to the Covered Code which are properly granted shall survive any termination of this License. Provisions which, by their nature, must remain in effect beyond the termination of this License shall survive.

8.2. If You initiate litigation by asserting a patent infringement claim (excluding declaratory judgment actions) against Initial Developer or a Contributor (the Initial Developer or Contributor against whom You file such action is referred to as "Participant") alleging that:

- (i) such Participant's Contributor Version directly or indirectly infringes any patent, then any and all rights granted by such Participant to You under Sections 2.1 and/or 2.2 of this License shall, upon 60 days notice from Participant terminate prospectively, unless if within 60 days after receipt of notice You either: (b) agree in writing to pay Participant a mutually agreeable reasonable royalty for Your past and future use of Modifications made by such Participant; or (c) You agree to litigate claim, with respect to the Contributor Version against such Participant. If within 60 days of notice, a reasonable royalty and payment arrangement are not mutually agreed upon in writing by the parties or the litigation claim is not withdrawn, the rights granted by Participant to You under Sections 2.1 and/or 2.2 automatically terminate at the expiration of the 60-day notice period specified above.

(b) any software, hardware, or device, other than such Participant's Contributor Version, directly or indirectly infringes any patent, then any rights granted to you by such Participant under Sections 2.1(b) and 2.2(b) are revoked effective as of the date You first made, used, sold, distributed, or had made, Modifications made by that Participant.

8.3. If You assert a patent infringement claim against Participant alleging that such Participant's Contributor Version directly or indirectly infringes any patent where such claim is resolved (such as by license or settlement) prior to the initiation of patent infringement litigation, then the reasonable value of the license granted by such Participant under Sections 2.1 or 2.2 shall be taken into account in determining the amount or value of any payment or license.

8.4. In the event of termination under Sections 8.1 or 8.2 above, all end user license agreements (excluding distributors and resellers) which have been validly granted by You or any distributor hereunder prior to termination shall survive termination.

9. LIMITATION OF LIABILITY.

UNDER NO CIRCUMSTANCES AND UNDER NO LEGAL THEORY, WHETHER TORT (INCLUDING NEGLIGENCE), CONTRACT, OR OTHERWISE, SHALL YOU, THE INITIAL DEVELOPER, ANY OTHER CONTRIBUTOR, OR ANY DISTRIBUTOR OF COVERED CODE, OR ANY SUPPLIER OF ANY OF SUCH PARTIES, BE LIABLE TO ANY PERSON FOR ANY INDIRECT, SPECIAL, INCIDENTAL, OR CONSEQUENTIAL DAMAGES OF ANY CHARACTER INCLUDING, WITHOUT LIMITATION, DAMAGES FOR LOSS OF GOODWILL, WORK STOPPAGE, COMPUTER FAILURE OR MALFUNCTION, OR ANY AND ALL OTHER COMMERCIAL DAMAGES OR LOSSES, EVEN IF SUCH PARTY SHALL HAVE BEEN INFORMED OF THE POSSIBILITY OF SUCH DAMAGES. THIS LIMITATION OF LIABILITY SHALL NOT APPLY TO LIABILITY FOR DEATH OR PERSONAL INJURY RESULTING FROM SUCH PARTY'S NEGLIGENCE TO THE EXTENT APPLICABLE LAW PROHIBITS SUCH LIMITATION. SOME JURISDICTIONS DO NOT ALLOW THE EXCLUSION OR LIMITATION OF INCIDENTAL OR CONSEQUENTIAL DAMAGES, SO THIS EXCLUSION AND LIMITATION MAY NOT APPLY TO YOU. U.S. GOVERNMENT END USERS.

The Covered Code is a "commercial item," as that term is defined in 48 C.F.R. 2.101 (Oct. 1995), consisting of "commercial computer software" and "commercial computer software documentation," as such terms are used in 48 C.F.R. 12.112 (Sept. 1995). Consistent with 48 C.F.R. 12.112 and 48 C.F.R. 227.7202-1 through 227.7202-4 (June 1995), all U.S. Government End Users acquire Covered Code with only those rights set forth herein.

11. MISCELLANEOUS.

This License represents the complete agreement concerning subject matter hereof. If any provision of this License is held to be unenforceable, such provision shall be reformed only to the extent necessary to make it enforceable. This License shall be governed by California law provisions (except to the extent applicable law, if any, provides otherwise), excluding its conflict-of-law provisions. With respect to disputes in which at least one party is a citizen of, or an entity chartered or registered to do business in the United States of America, any litigation relating to this License shall be subject to the jurisdiction of the Federal Courts of the Northern District of California, with venue lying in Santa Clara County, California, with the losing party responsible for costs, including without limitation, court costs and reasonable attorneys' fees and expenses. The application of the United Nations Convention on Contracts for the International Sale of Goods is expressly excluded. Any law or regulation which

provides that the language of a contract shall be construed against the drafter shall not apply to this License.

12. RESPONSIBILITY FOR CLAIMS.

As between Initial Developer and the Contributors, each party is responsible for claims and damages arising, directly or indirectly, out of its utilization of rights under this License and You agree to work with Initial Developer and Contributors to distribute such responsibility on an equitable basis. Nothing herein is intended or shall be deemed to constitute any admission of liability.

13. MULTIPLE-LICENSED CODE.

Initial Developer may designate portions of the Covered Code as Multiple-Licensed. Multiple-Licensed means that the Initial Developer permits you to utilize portions of the Covered Code under Your choice of the MPL or the alternative licenses, if any, specified by the Initial Developer in the file described in Exhibit A.

EXHIBIT A Mozilla Public License.

The contents of this file are subject to the Mozilla Public License Version 1.1 (the "License"); you may not use this file except in compliance with the License. You may obtain a copy of the License at <http://www.mozilla.org/MPL/>. Software distributed under the License is distributed on an "AS IS" basis, WITHOUT WARRANTY OF ANY KIND, either express or implied. See the License for the specific language governing rights and limitations under the License.

The Original Code is _____

The Initial Developer of the Original Code is _____ Portions created by _____ are Copyright (C) _____ All Rights Reserved.

Contributor(s): _____

Alternatively, the contents of this file may be used under the terms of the _____ license (the _____ License), in which case the provisions of _____ License are applicable instead of those above. If you wish to allow use of your version of this file only under the terms of the _____ License and not to allow others to use your version of this file under the MPL, indicate your decision by deleting the provisions above and replace them with the notice and other provisions required by the _____ License. If you do not delete the provisions above, a recipient may use your version of this file under either the MPL or the _____ License."

(NOTE: The text of this Exhibit A may differ slightly from the text of the notices in the Source Code files of the Original Code. You should use the text of this Exhibit A rather than the text found in the Original Code Source Code for Your Modifications)

The Independent JPEG Group's JPEG Software

- The software included in this product contains copyrighted software that is licensed under the JPEG license.
- JPEG license
 - Code project - Generating Outline OpenGL Library

This distribution contains the sixth public release of the Independent JPEG Group's free JPEG software. You are welcome to redistribute this software and to use it for any purpose, subject to the conditions under LEGAL ISSUES, below.

Serious users of this software (particularly those incorporating it into larger programs) should contact IJG at ijg@infodiv.unimelb.au.net to be added to our electronic mailing list. Mailing list members are notified of updates and have a chance to participate in technical discussions, etc.

This software is the work of Tom Lane, Philip Gladstone, Jim Bouchier, Lee Crocker, Julian Minguillon, Luis Ortiz, George Phillips, Davide Rossi, Guido Vanheide, Ge' Weijers, and other members of the Independent JPEG Group.

IJG is not affiliated with the official ISO JPEG standards committee.

LEGAL ISSUES

In plain English:

1. We don't promise that this software works. (But if you find any bugs, please let us know!)
2. You can use this software for whatever you want. You don't have to pay us.
3. You may not pretend that you wrote this software. If you use it in a program, you must acknowledge somewhere in your documentation that you've used the IJG code.

In legalese:

The authors make NO WARRANTY or representation, either express or implied, with respect to this software, its quality, accuracy, merchantability, or fitness for a particular purpose. The software is provided "AS IS", and you, its user, assume the entire risk as to its quality and accuracy.

This software is copyright (C) 1991-1996, Thomas G. Lane. All Rights Reserved except as specified below.

Permission is hereby granted to use, copy, modify, and distribute this software (or portions thereof) for any purpose, without fee, subject to these conditions: (1) If any part of the source code for this software is distributed, then this README file must be included, with this copyright and no-warranty notice unaltered, and any additions, deletions, or changes to the original files must be clearly indicated in accompanying documentation.

(2) If only executable code is distributed, then the accompanying documentation must state that "this software is based in part on the work of the Independent JPEG Group".

(3) Permission for use of this software is granted only if the user accepts full responsibility for any undesirable consequences; the authors accept NO LIABILITY for damages of any kind.

These conditions apply to any software derived from or based on the IJG code, not just to the unmodified library. If you use our work, you ought to acknowledge us.

Permission is NOT granted for the use of any IJG author's name or company name in advertising or publicity relating to this software or products derived from it. This software may be referred to only as "the Independent JPEG Group's software".

We specifically permit and encourage the use of this software as the basis of commercial products, provided that all warranty or liability claims are assumed by the product vendor.

andres@c is included in this distribution by permission of L. Peter Deutsch, sole proprietor of its copyright holder, Aladdin Enterprises of Menlo Park, CA.

andres.c is NOT covered by the above copyright and conditions, but instead by the usual distribution terms of the Free Software Foundation; principally, that you must include source code if you redistribute it. (See the file andres.c for full details.) However, since andres.c is not needed as part of any program generated from the IJG code, this does not limit you more than the foregoing paragraphs do.

The Unix configuration script "configure" was produced with GNU Autoconf. It is copyright by the Free Software Foundation but is freely distributable. The same holds for its supporting scripts (config.guess, config.sub, ltconfig, ltmain.sh). Another support script, install-sh, is copyright by M.I.T. but is also freely distributable.

It appears that the arithmetic coding option of the JPEG spec is covered by patents owned by IBM, AT&T, and Mitsubishi. Hence arithmetic coding cannot legally be used without obtaining one or more licenses. For this reason, support for arithmetic coding has been removed from the free JPEG software. (Since arithmetic coding provides only a marginal gain over the unpatented Huffman mode, it is unlikely that very many implementations will support it.) So far as we are aware, there are no patent restrictions on the remaining code.

The IJG distribution formerly included code to read and write GIF files. To avoid entanglement with the Unisys LZW patent, GIF reading support has been removed altogether, and the GIF writer has been simplified to produce "uncompressed GIFs". This technique does not use the LZW algorithm; the resulting GIF files are larger than usual, but are readable by all standard GIF decoders.

We are required to state that

"The Graphics Interchange Format(s) is the Copyright property of CompuServe Incorporated. GIF(ani) is a Service Mark property of CompuServe Incorporated."

T-Kernel License

- This Product uses the Source Code of T-Kernel under T-License granted by the T-Engine Forum(www.t-engine.org)

T-License (License Agreement for Source Code of T-Kernel)

established by T-Engine Forum
on January 23, 2004
revised on June 17, 2004
revised on December 21, 2006
revised on March 24, 2009

Article 1. Scope of License Agreement

1. This License Agreement sets forth copyrights and the terms and conditions of use applicable to the source code of T-Kernel distributed by T-Engine Forum and any derivative work created therefrom.

Article 2. Definition

1. "T-Kernel" means a real-time operating system controlled and distributed by T-Engine Forum on behalf of the copyright holder thereof.
2. "Source Code" means a source program, including related comments and documentations, for the T-Kernel and the Ported Source Code defined in Article 2.8 which is registered with T-Engine Forum.
3. "Hardware-dependent Part" means the part of the Source Code which depends on hardware and needs to be changed when the Source Code is ported and operated on the target hardware, and is designated and separated as such part.
4. "Compiler-dependent Part" means the part of the Source Code which depends on compiler and needs to be changed when the Source Code is ported and operated on the target hardware, and is designated and separated as such part.
5. "Header File" means the part of the Source Code which contains definitions necessary to develop application programs.
6. "T-Engine Hardware" means the hardware which is manufactured in accordance with the T-Engine Hardware specifications or the µT-Engine Hardware specifications issued by T-Engine Forum, and registered with T-Engine Forum.
7. "Similar Hardware to T-Engine Hardware" means any hardware (including software which emulates hardware) other than that defined in Article 2.6 above, on which the T-Kernel can be operated.
8. "Ported Source Code" means a source program produced from the Source Code by modifying only its Hardware-dependent Part and/or Compiler-dependent Part to enable it to be operated on the T-Engine Hardware or the Similar Hardware to T-Engine Hardware. The Ported Source Code which is registered with T-Engine Forum shall be included in this Source Code.
9. "Modified Source Code" means a source program modified from the Source Code for the purpose of improving its performance, increasing or decreasing its function, and the like. The Ported Source Code shall not be included in the Modified Source Code.
10. "Binary Code" means an executable code form which is created by compiling programs, which include all or part of the Source Code or the Modified Source Code.
11. "Derivative Work" means the Modified Source Code or the Binary Code.
12. "Embedded Product" means any product which operates with executable code form of the Source Code, the Modified Source Code or the Binary Code loaded on its hardware.
13. "End User" means a consumer who uses the Embedded Product.
14. "System Developer" means any person who develops the Embedded Product by itself or has a third party develop the same, and provides, whether with or without payment, the End User with the Embedded Product.
15. "Distributor of Modification" means any person who provides the Modified Source Code and, whether with or without payment, distributes the same to any third party.

16. "Patch for Modification" means a difference, program, system, or the like in order to create the Modified Source Code from the Source Code or the Binary Code thereof.

17. "Vicarious Execution of Patch Processing" means vicarious execution service to create the Modified Source Code applying the Patch for Modification to the Source Code or the Binary Code thereof.

18. "Source Code User" means a person who uses the Source Code.

19. "Distribution" means any of the following acts:

1. to transmit a work to a large number of specific persons through the Internet communication, broadcasting, and the like;
2. to transmit a work to the general public through the Internet communication, broadcasting, and the like automatically in response to a request from the public; and
3. to distribute a copy of a work to the general public or a large number of specific persons.

Article 3. Copyright

1. The copyrights of the Source Code shall be owned by Ken Sakamura.

Article 4. License of Source Code

1. As provided for in this Article, T-Engine Forum shall provide, and grant a license to use, the Source Code free of charge to any person who has taken the necessary procedure for registration as prescribed by T-Engine Forum and agreed to the T-License.
2. The Source Code shall be distributed exclusively by T-Engine Forum. Any person who obtains the Source Code under Article 4.1 above shall not make any re-Distribution of the Source Code.
3. In accordance with the license granted under Article 4.1 above, the Source Code User may perform the following acts:
 1. to copy and/or modify the Source Code provided by T-Engine Forum hereunder for its own research, development and the like.
 2. to run the Source Code provided by T-Engine Forum hereunder for its own research, development and the like.
 3. to run the Source Code modified in accordance with the provision of Article 4.3 (1) above for its own research, development and the like.
 4. to distribute the Binary Code created from the Source Code provided by T-Engine Forum hereunder or from the Source Code modified in accordance with the provision of Article 4.3 (1) above.
4. In accordance with the license granted under Article 4.1 above, the System Developer may perform the following acts:
 1. to perform any and all acts set forth in the Article 4.3 above.
 2. to develop and manufacture the Embedded Product containing the Binary Code, and, whether with or without payment, provide the End User with the same and make the Binary Code available to the End User on the Embedded Product.
5. The Source Code User and the System Developer shall be obligated to give a notice that the Source Code is used, in such a way as separately specified by T-Engine Forum, when they use the Source Code or the Binary Code, or make the Binary Code available for the End User on the Embedded Product.

Article 5. Distribution of Modified Source Code

1. Any of A- members of T-Engine Forum may become the Distributor of Modification by obtaining the approval of T-Engine Forum through the registration procedure as prescribed by the Forum provided that only the department of the A- member which has taken the registration procedure may distribute the Modified Source Code in such a way as provided for in this Article as long as it holds the A-membership.
2. The Distributor of Modification may create the Modified Source Code based on the Source Code provided by T-Engine Forum and the Patch for Modification to be applied to create such Modified Source Code from the Source Code.
3. The Distributor of Modification shall, prior to the distribution, inform T-Engine Forum of and register a name and description of the Modified Source Code in such a way as specified by T-Engine Forum.
4. The Distributor of Modification shall determine the name of the Modified Source Code subject to the rules separately established by T-Engine Forum and publish an appropriate notice as required by the rules on the Patch for Modification and the Modified Source Code.
5. The Distributor of Modification may distribute the Modified Source Code to a third party, whether with or without payment, provided that the Distributor of Modification shall take the necessary measures to prohibit the third party from making the re-Distribution of the Modified Source Code.
6. Developer with the Patch for Modification. Provided, however, that the Distributor of Modification shall be obligated to confirm that the System Developer is the Source Code User duly licensed under Article 4.1.
7. The Distributor of Modification may perform the Vicarious Execution of Patch Processing for the System Developer.
8. The System Developer shall not distribute the Modified Source Code in further modified form to any third party as a stand-alone software product.
9. The System Developer may, under the same obligation as imposed in Article 4.5, make the Embedded Product available for the End User through use of the Patch for Modification distributed by the Distributor of Modification or the Derivative Works obtained through the Vicarious Execution of Patch Processing.

Article 6. Distribution and Registration of the Ported Source Code

1. The Source Code User and the System Developer may, whether with or without charge, distribute to any third party only the following parts of the Ported

Source Code on the T-Engine Hardware or the Similar Hardware to T-Engine Hardware:

1. The Hardware-dependent Part and/or Compiler-dependent Part: provided that the Source Code User and the System Developer shall inform T-Engine Forum of, and T-Engine Forum may publish, a method for distributing said Part(s) to third parties.
2. The Header File: provided that the Header File shall be distributed together with the Binary Code of the Ported Source Code.
2. Any member of T-Engine Forum may request T-Engine Forum to register and distribute, as an original source code for T-Kernel, the Ported Source Code on the T-Engine Hardware or the Similar Hardware to T-Engine Hardware.
3. Any member of T-Engine Forum who requests the distribution mentioned in the preceding paragraph shall accede to the following conditions:
 1. The member shall confirm that the object hardware is the T-Engine Hardware or the Similar Hardware to T-Engine Hardware.
 2. The member shall provide T-Engine Forum with a complete set of operational environment for the object hardware and T-Kernel free of charge when requesting the distribution.
 3. The member shall submit test results of the Ported Source Code to T-Engine Forum when requesting the distribution.
4. In the event that T-Engine Forum accepts the request mentioned in Article 6.2, T-Engine Forum shall register and distribute the Ported Source Code as the Source Code for T-Kernel. Provided, however, that the Ported Source Code may be treated in the same way as the Modified Source Code until the time of registration hereunder.
5. The provision set forth in Article 3 shall apply to the Ported Source Code registered in accordance with this Article.

Article 7. Use for Other Purpose

1. Any use of the Source Code, the Modified Source Code or the Ported Source Code other than those stipulated in Articles 4, 5 and 6 shall be subject to the prior approval of T-Engine Forum.

Article 8. Limited Warranty

1. T-Engine Forum and the copyright holder of the Source Code warrant that the Source Code does not infringe third party's copyrights. Provided, however, that T-Engine Forum and the copyright holder of the Source Code make no warranty as to the Hardware-dependent Part and/or Compiler- dependent Part set forth in Article 6.2 in the Ported Source Code by any third party.
2. Neither T-Engine Forum nor the copyright holder of the Source Code warrants that the Source Code will fit for any particular purpose of the Source Code User.
3. Neither T-Engine Forum nor the copyright holder of the Source Code warrants that the Source Code does not infringe any third party's industrial property rights. In no event shall T-Engine Forum and the copyright holder of the Source Code be liable for any dispute which may arise between the Source Code User and a third party in connection with the third party's industrial property rights.

Article 9. Indemnity

1. Neither T-Engine Forum nor the copyright holder of the Source Code shall be liable for any damages including, but not limited to, damages resulting from loss of profit, business interruption, loss of business information or any other pecuniary damages arising out of use or impossibility of use of the Source Code, even if T-Engine Forum and the copyright holder have been informed of the possibility of such damages.

Article 10. Breach of Agreement

1. In case that T-Engine Forum considers that this License Agreement is breached or that the popularization of T-Kernel is obstructed, T-Engine Forum shall take measures to correct such breach or such obstruction, take measures on the ground of copyright infringement, or take any other necessary measures against the breaching person or the obstructing person, regardless of whether or not the said person is a member of T-Engine Forum.
2. In case of breach of this License Agreement by a member of T-Engine Forum, T-Engine Forum may take appropriate measures against the member; for example, the member is disqualified from membership, depending on what kind of breach has been committed by it.
3. Any legal dispute which may arise in relation to any breach of this License Agreement shall be subject to the exclusive jurisdiction of the Tokyo District Court.

Article 11. Governing Law and Language

1. This License Agreement shall be governed by and interpreted under the laws of Japan.
2. This License Agreement is executed in both Japanese text and English text provided that the Japanese text shall govern the interpretation and performance of this License Agreement.

Apache License 2.0

Component	Name License	URL
mDNSResponder_bonjour	Apache License 2.0	http://www.apache.org/licenses/LICENSE-2.0

TERMS AND CONDITIONS FOR USE, REPRODUCTION, AND DISTRIBUTION

1. Definitions.
"License" shall mean the terms and conditions for use, reproduction, and distribution as defined by Sections 1 through 9 of this document.
"Licensor" shall mean the copyright owner or entity authorized by the copyright owner that is granting the License.

"Legal Entity" shall mean the union of the acting entity and all other entities that control, are controlled by, or are under common control with that entity. For the purposes of this definition, "control" means (i) the power, direct or indirect, to cause the direction or management of such entity, whether by contract or otherwise, or (ii) ownership of fifty percent (50%) or more of the outstanding shares, or (iii) beneficial ownership of such entity.

"You" or "Your" shall mean an individual or Legal Entity exercising permissions granted by this License. "Source" form shall mean the preferred form for making modifications, including but not limited to software source code, documentation source, and configuration files.

"Object" form shall mean any form resulting from mechanical transformation or translation of a Source form, including but not limited to compiled object code, generated documentation, and conversions to other media types.

"Work" shall mean the work of authorship, whether in Source or Object form, made available under the License, as indicated by a copyright notice that is included in or attached to the work (an example is provided in the Appendix below).

"Derivative Works" shall mean any work, whether in Source or Object form, that is based on (or derived from) the Work and for which the editorial revisions, annotations, elaborations, or other modifications represent, as a whole, an original work of authorship. For the purposes of this License, Derivative Works shall not include works that remain separable form, or merely link (or bind by name) to the interfaces of, the Work and Derivative Works Based.

"Contributor" shall mean any work of authorship, including the original version of the Work and any modifications or additions to that Work or Derivative Works thereof, that is intentionally submitted to Licensor for inclusion in the Work by the copyright owner or by an individual or Legal Entity authorized to submit on behalf of the copyright owner. For the purposes of this definition, "submit" means any form of electronic, verbal, or written communication sent to the Licensor or its representatives, including but not limited to communication on electronic mailing lists, source code control systems, and issue tracking systems that are managed by, or on behalf of, the Licensor for the purpose of discussing and improving the Work, but excluding communication that is conspicuously marked or otherwise designated in writing by the copyright owner as "Not a Contribution." "Contributor" shall mean Licensor and any individual or Legal Entity on behalf of whom a Contribution has been received by Licensor and subsequently incorporated within the Work.

2. Grant of Copyright License. Subject to the terms and conditions of this License, each Contributor hereby grants to You a perpetual, worldwide, non-exclusive, no-charge, royalty-free, irrevocable copyright license to reproduce, prepare Derivative Works of, publicly display, publicly perform, sublicense, and distribute the Work and such Derivative Works in Source or Object form.

3. Grant of Patent License. Subject to the terms and conditions of this License, each Contributor hereby grants to You a perpetual, worldwide, non-exclusive, no-charge, royalty-free, irrevocable (except as stated in the section patent license to make, have made, use, offer to sell, sell, import, and otherwise transfer the Work, where such license applies only to those patent claims licensable by such Contributor that are necessarily infringed by their Contribution(s) alone or by combination of their Contribution(s) with the Work to which such Contribution(s) was submitted. If You institute patent litigation against any entity (including a crossclaim or counterclaim in a lawsuit) alleging that the Work or a Contribution incorporated within the Work constitutes direct or contributory patent infringement, then any patent licenses granted to You under the License for that Work shall terminate as of the date such litigation is filed.

4. Redistribution. You may reproduce and distribute copies of the Work or Derivative Works thereof in any medium, with or without modifications, and in Source or Object form, provided that You meet the following conditions:

(a) You must give any other recipients of the Work or Derivative Works a copy of this License and

(b) You must cause any modified files to carry prominent notices stating that You changed the file, and

(c) You must retain, in the Source form of any Derivative Works that You distribute, all copyright, patent, trademark, and attribution notices from the Source form of the Work, excluding those notices that do not pertain to any part of the Derivative Work; and

(d) If the Work includes a "NOTICE" text file as part of its distribution, then any Derivative Works that You distribute must include a readable copy of the attribution notices contained within such NOTICE file, excluding those notices that do not pertain to any part of the Derivative Works, in at least one of the following places: within a NOTICE text file distributed as part of the Derivative Works; within the Source form of documentation, if provided along with the Derivative Works; or, within a display generated by the Derivative Works. If and whereever such third-party notices normally appear, the contents of the NOTICE file are for informational purposes only and do not modify the License. You may add Your own attribution notices within Derivative Works that You distribute, alongside or as an addendum to the NOTICE text from the Work, provided that such additional attribution notices cannot be construed as modifying the License.

You may add Your own copyright statement to Your modifications and may provide additional or different license terms and conditions for use, reproduction, or distribution of Your modifications, or for any such Derivative Works as a whole, provided Your use, reproduction, and distribution of the Work otherwise complies with the conditions stated in the License.

5. Submission of Contributions. Unless You explicitly state otherwise, any Contribution intentionally submitted for inclusion in the Work by You to the Licensor shall be under the terms and conditions of this License, without any additional terms or conditions. Notwithstanding the above, nothing herein shall supersede or modify the terms of any separate license agreement you may have executed with Licensor regarding such Contributions.

6. Trademarks. This License does not grant permission to use the trade names, trademarks, service marks, or product names of the Licensor, except as required for reasonable and customary use in describing the origin of the Work and reproducing the content of the NOTICE file.

7. Disclaimer of Warranty. Unless required by applicable law or agreed to in writing, Licensor provides the Work (and each Contributor provides its Contribution(s)) on an "AS IS" BASIS, WITHOUT WARRANTIES OR CONDITIONS OF ANY KIND, either express or implied, including, without limitation, any warranties or conditions of TITLE, NON-INFRINGEMENT, MERCHANTABILITY, or FITNESS FOR A PARTICULAR PURPOSE. You are solely responsible for determining the appropriateness of using or redistributing the Work and assume any risks associated with Your exercise of permissions under this License.

8. Limitation of Liability. In no event and under no legal theory, whether in tort (including negligence), contract, or otherwise, unless required by applicable law (such as deliberate and grossly negligent acts) or agreed to in writing, shall any Contributor be liable to You for damages, including any direct, indirect, special, incidental, or consequential damages of any character arising as a result of this License or out of the use or inability to use the Work (including but not limited to damages for loss of goodwill, work stoppage, computer failure or malfunction, or any and all other commercial damages or losses), even if such Contributor has been advised of the possibility of such damages.

9. Accepting Warranty or Additional Liability. While redistributing the Work or Derivative Works thereof, You may choose to offer, and charge a fee for, acceptance of support, warranty, indemnity, or other liability obligations (and/or rights consistent with this License. However, in accepting such obligations, You may act only on Your own behalf and on Your sole responsibility, not on behalf of any other Contributor, and only if You agree to indemnify, defend, and hold each Contributor harmless for any liability incurred by or claims asserted against, such Contributor by reason of your accepting any such warranty or additional liability.

END OF TERMS AND CONDITIONS

APPENDIX: How to apply the Apache License to your work.

To apply the Apache License to your work, attach the following boilerplate notice, with the fields enclosed by brackets "[]" replaced with your own identifying information. (Don't include the brackets!) The text should be enclosed in the appropriate comment syntax for the file format. We also recommend that a file or class name and description of purpose be included on the same "printed page" as the copyright notice for easier identification within third-party archives.

Copyright [yyyy] [name of copyright owner]

Licensed under the Apache License, Version 2.0 (the "License"); you may not use this file except in compliance with the License. You may obtain a copy of the License at <http://www.apache.org/licenses/LICENSE-2.0>

Unless required by applicable law or agreed to in writing, software distributed under the License is distributed on an "AS IS" BASIS, WITHOUT WARRANTIES OR CONDITIONS OF ANY KIND, either express or implied. See the License for the specific language governing permissions and limitations under the License.

BZip2 License

This program, "bzip2", the associated library "libbzip2", and all documentation, are copyright (C) 1996-2007 Julian R Seward. All rights reserved.

Component Name	License	URL
bzip2-1.0.6	Bzip2	http://www.bzip.org/

Redistribution and use in source and binary forms, with or without modification, are permitted provided that the following conditions are met:

1. Redistributions of source code must retain the above copyright notice, this list of conditions and the following disclaimer.
2. The origin of this software must not be misrepresented; you must not claim that you wrote the original software. If you use this software in a product, an acknowledgment in the product documentation would be appreciated but is not required.
3. Altered source versions must be plainly marked as such, and must not be misrepresented as being the original software.
4. The name of the author may not be used to endorse or promote products derived from this software without specific prior written permission.

THIS SOFTWARE IS PROVIDED BY THE AUTHOR "AS IS" AND ANY EXPRESS OR IMPLIED WARRANTIES, INCLUDING, BUT NOT LIMITED TO, THE IMPLIED WARRANTIES OF MERCHANTABILITY AND FITNESS FOR A PARTICULAR PURPOSE ARE DISCLAIMED. IN NO EVENT SHALL THE AUTHOR BE LIABLE FOR ANY DIRECT, INDIRECT, INCIDENTAL, SPECIAL, EXEMPLARY, OR CONSEQUENTIAL DAMAGES INCLUDING, BUT NOT LIMITED TO, PROCUREMENT OF SUBSTITUTE GOODS OR SERVICES; LOSS OF USE, DATA, OR PROFITS; OR BUSINESS INTERRUPTION, HOWEVER CAUSED AND ON ANY THEORY OF LIABILITY, WHETHER IN CONTRACT, STRICT LIABILITY, OR TORT INCLUDING NEGLIGENCE OR OTHERWISE ARISING IN ANY WAY OUT OF THE USE OF THIS SOFTWARE, EVEN IF ADVISED OF THE POSSIBILITY OF SUCH DAMAGE.

Julian Seward, seward@bzip.org

bzip2-libbzip2 version 1.0.6 of 10 December 2007

University of Illinois / NCSA Open Source License

Copyright (c) 1999-2007, The Board of Trustees of the University of Illinois All Rights Reserved.

Component Name	License
lperf-2.0.5	University of Illinois / NCSA Open Source

lperf performance test

Mark Gates

Ajay Trumala

Jim Ferguson

Jon Dugan

Feng Qin

Kevin Gibbs

John Estabrook

National Laboratory for Applied Network Research

National Center for Supercomputing Applications

University of Illinois at Urbana-Champaign

<http://www.ncsa.uiuc.edu>

Permission is hereby granted, free of charge, to any person obtaining a copy of this software (lperf and associated documentation files the "Software"), to deal in the Software without restriction, including without limitation the rights to use, copy, modify, merge, publish, distribute, sublicense, and/or sell copies of the Software, and to permit persons to whom the Software is furnished to do so, subject to the following conditions:

Redistributions of source code must retain the above copyright notice, this list of conditions and the following disclaimers.

Redistributions in binary form must reproduce the above copyright notice, this list of conditions and the following disclaimers in the documentation and/or other materials provided with the distribution.

Neither the names of the University of Illinois, NCSA, nor the names of its contributors may be used to endorse or promote products derived from this Software without specific prior written permission. THE SOFTWARE IS PROVIDED "AS IS", WITHOUT WARRANTY OF ANY KIND, EXPRESS OR IMPLIED, INCLUDING BUT NOT LIMITED TO THE WARRANTIES OF MERCHANTABILITY, FITNESS FOR A PARTICULAR PURPOSE AND NONINFRINGEMENT. IN NO EVENT SHALL THE CONTRIBUTORS OR COPYRIGHT HOLDERS BE LIABLE FOR ANY CLAIM, DAMAGES OR OTHER LIABILITY, WHETHER IN AN ACTION OF CONTRACT, TORT OR OTHERWISE, ARISING FROM, OUT OF OR IN CONNECTION WITH THE SOFTWARE OR THE USE OR OTHER DEALINGS IN THE SOFTWARE.

PHP 3.01 License

The PHP License, version 3.01 Copyright (c) 1999 - 2010 The PHP Group. All rights reserved.

Component Name	License	URL
php-5.2.17	PHP 3.01	http://www.php.net/distributions

Redistribution and use in source and binary forms, with or without modification, is permitted provided that the following conditions are met:

1. Redistributions of source code must retain the above copyright notice, this list of conditions and the following disclaimer.
2. Redistributions in binary form must reproduce the above copyright notice, this list of conditions and the following disclaimer in the documentation and/or other materials provided with the distribution.
3. The name "PHP" must not be used to endorse or promote products derived from this software without prior written permission. For written permission, please contact group@php.net.
4. Products derived from this software may not be called "PHP", nor may "PHP" appear in their name, without prior written permission from group@php.net. You may indicate that your software works in conjunction with PHP by saying "Foo for PHP" instead of calling it "PHP Foo" or "phpfoo".
5. The PHP Group may publish revised and/or new versions of the license from time to time. Each version will be given a distinguishing version number. Once covered code has been published under a particular version of the license, you may always continue to use it under the terms of that version. You may also choose to use such covered code under the terms of any subsequent version of the license published by the PHP Group. No one other than the PHP Group has the right to modify the terms applicable to covered code created under this License.
6. Redistributions of any form whatsoever must retain the following acknowledgment: "This product includes PHP software, freely available from <<http://www.php.net/software/>>".

THIS SOFTWARE IS PROVIDED BY THE PHP DEVELOPMENT TEAM "AS IS" AND ANY EXPRESSED OR IMPLIED WARRANTIES, INCLUDING, BUT NOT LIMITED TO, THE IMPLIED WARRANTIES OF MERCHANTABILITY AND FITNESS FOR A PARTICULAR PURPOSE ARE DISCLAIMED. IN NO EVENT SHALL THE PHP DEVELOPMENT TEAM OR ITS CONTRIBUTORS BE LIABLE FOR ANY DIRECT, INDIRECT, INCIDENTAL, SPECIAL, EXEMPLARY, OR CONSEQUENTIAL DAMAGES (INCLUDING, BUT NOT LIMITED TO, PROCUREMENT OF SUBSTITUTE GOODS OR SERVICES; LOSS OF USE, DATA, OR PROFITS; OR BUSINESS INTERRUPTION) HOWEVER CAUSED AND ON ANY THEORY OF LIABILITY, WHETHER IN CONTRACT, STRICT LIABILITY, OR TORT (INCLUDING NEGLIGENCE OR OTHERWISE) ARISING IN ANY WAY OUT OF THE USE OF THIS SOFTWARE, EVEN IF ADVISED OF THE POSSIBILITY OF SUCH DAMAGE.

This software consists of voluntary contributions made by many individuals on behalf of the PHP Group. The PHP Group can be contacted via Email at group@php.net.

For more information on the PHP Group and the PHP project, please see <<http://www.php.net/>>. PHP includes the Zend Engine, freely available at <<http://www.zend.com/>>.

zlib / libpng License

This software is provided "as-is", without any express or implied warranty. In no event will the authors be held liable for any damages arising from the use of this software.

Component Name	License	URL
zlib-1.2.8	zlib / libpng	http://zlib.net/

Copyright (C) 1995-2010 Jean-loup Gailly and Mark Adler

Permission is granted to anyone to use this software for any purpose, including commercial applications, and to alter it and redistribute it freely, subject to the following restrictions:

1. The origin of this software must not be misrepresented; you must not claim that you wrote the original software. If you use this software in a product, an acknowledgment in the product documentation would be appreciated but is not required.
2. Altered source versions must be plainly marked as such, and must not be misrepresented as being the original software.
3. This notice may not be removed or altered from any source distribution.

Jean-loup Gailly, Mark Adler

jloup@gzip.org, madler@alumni.org, ca@cs.cmu.edu

The data format used by the zlib library is described by RFCs (Request for Comments) 1950 to 1952 in the files <http://www.ietf.org/rfc/rfc1950.txt> (zlib format), <http://www.ietf.org/rfc/rfc1951.txt> (deflate format) and <http://www.ietf.org/rfc/rfc1952.txt> (gzip format).



Any changes or modifications in construction of this device which are not expressly approved by the party responsible for compliance could void the user's authority to operate the equipment.

This device complies with part 15 of the FCC Rules. Operation is subject to the following two conditions: (1) This device may not cause harmful interference, and (2) this device must accept any interference received, including interference that may cause undesired operation.

This equipment has been tested and found to comply with the limits for a Class A digital device, pursuant to part 15 of the FCC Rules. These limits are designed to provide reasonable protection against harmful interference when the equipment is operated in a commercial environment. This equipment generates, uses, and can radiate radio frequency energy and, if not installed and used in accordance with the instruction manual, may cause harmful interference to radio communications. Operation of this equipment in a residential area is likely to cause harmful interference in which case the user will be required to correct the interference at his own expense.



Hanwha Techwin cares for the environment at all product manufacturing stages, and is taking measures to provide customers with more environmentally friendly products.

The Eco mark represents Hanwha Techwin's devotion to creating environmentally friendly products, and indicates that the product satisfies the EU RoHS Directive.

**Correct Disposal of This Product (Waste Electrical & Electronic Equipment)**

(Applicable in the European Union and other European countries with separate collection systems)

This marking on the product, accessories or literature indicates that the product and its electronic accessories (e.g. charger, headset, USB cable) should not be disposed of with other household waste at the end of their working life. To prevent possible harm to the environment or human health from uncontrolled waste disposal, please separate these items from other types of waste and recycle them responsibly to promote the sustainable reuse of material resources.

Household users should contact either the retailer where they purchased this product, or their local government office, for details of where and how they can take these items for environmentally safe recycling.

Business users should contact their supplier and check the terms and conditions of the purchase contract. This product and its electronic accessories should not be mixed with other commercial wastes for disposal.

**Correct disposal of batteries in this product**

(Applicable in the European Union and other European countries with separate battery return systems.)

This marking on the battery, manual or packaging indicates that the batteries in this product should not be disposed of with other household waste at the end of their working life. Where marked, the chemical symbols Hg, Cd or Pb indicate that the battery contains mercury, cadmium or lead above the reference levels in EC Directive 2006/66. If batteries are not properly disposed of, these substances can cause harm to human health or the environment.

To protect natural resources and to promote material reuse, please separate batteries from other types of waste and recycle them through your local, free battery return system.

Head Office

6, Pangyo-ro 319 beon-gil, Bundang-gu, Seongnam-si,
Gyeonggi-do, 463-400 Rep. of KOREA
Tel : +82.70.7147.8753 Fax : +82.31.8018.3740
www.hanwha-security.com

Hanwha Techwin America

500 Frank W. Burr Blvd. Suite 43 Teaneck, NJ 07666
Toll Free +1.877.213.1222 Direct +1.201.325.6920
Fax +1.201.373.0124
www.hanwha-security.com

Hanwha Techwin Europe

Heriot House, Heriot Road, Chertsey, Surrey, KT16 9DT, United Kingdom
Tel +44.1932.57.8100 Fax +44.1932.57.8101
www.hanwha-security.eu



WISeNeT

CAMÉRA RÉSEAU

Manuel d'utilisation

LND-6010R/LND-6020R/LND-6030R/LND-6070R
LNO-6010R/LNO-6020R/LNO-6030R/LNO-6070R
LNV-6010R/LNV-6020R/LNV-6030R/LNV-6070R

CE

Caméra Réseau

Manuel d'utilisation

Droits d'auteur

©2018 Hanuha Technin Co., Ltd. Tous droits réservés.

Marque commerciale

Chaque marque déposée ci-dessus est enregistrée. Les noms de ce produit et d'autres marques de commerce mentionnées dans ce manuel sont les marques déposées de leurs sociétés respectives.

Restriction

Le droit d'auteur de ce document est réservé. En aucun cas ce document ne doit être reproduit, distribué ou modifié, partiellement ou entièrement, sans l'autorisation formelle.

Clause de non responsabilité

Hanuha Technin fait de son mieux pour vérifier l'intégrité et l'exactitude des contenus de ce document, mais aucune garantie formelle ne sera fournie à cet effet. L'utilisation de ce document et les résultats subséquents seront entièrement de la responsabilité de l'utilisateur.

Hanuha Technin se réserve le droit de modifier les contenus de ce document sans avis préalable.

❖ La conception et les caractéristiques techniques sont susceptibles d'être modifiées sans préavis.

❖ L'ID initial de l'administrateur initié est "admin" et le mot de passe doit être défini lors de la première connexion.

Veuillez changer votre mot de passe tous les trois mois afin de protéger les renseignements personnels sans risque et afin de prévenir les dommages du vol d'informations.

Veuillez prendre note que l'utilisateur est responsable de la sécurité et des autres problèmes causés par une mauvaise gestion du mot de passe.

présentation

INSTRUCTIONS IMPORTANTES RELATIVES À LA SÉCURITÉ

1. Veuillez lire ces instructions.
2. Conservez ces instructions.
3. Prêtez attention à tous les avertissements.
4. Veuillez suivre toutes les instructions.
5. N'utilisez pas cet appareil à proximité de l'eau.
6. Nettoyez la zone contaminée sur la surface du produit avec un chiffon doux et sec ou un chiffon humide. (Ne pas utiliser un détergent ou des produits cosmétiques contenant de l'alcool, des solvants et des tensioactifs ou des produits contenant du pétrole, car ils peuvent déformer ou endommager le produit.)
7. N'obstruez pas les ouvertures de ventilation. Procédez à l'installation conformément aux instructions du fabricant.
8. Ne pas installer l'appareil à proximité de sources de chaleur comme les radiateurs, les registres de chaleur et les autres appareils (incluant les amplificateurs) produisant de la chaleur.
9. Veillez à vous conformer aux sécurités des prises de terre et polarisées. Une prise d'te polarisée est composée de deux fiches, une plus large que l'autre. Une prise de terre est composée de deux fiches et d'une troisième fiche pour la terre. La troisième fiche, plus large que les deux autres, est fournie pour votre sécurité. Si la prise qui vous est fournie ne correspond pas à votre prise murale, demandez à un électricien de remplacer la prise obsolète.
10. Veillez à ce que personne ne marche ou se prenne les pieds dans le cordon d'alimentation et particulièrement au niveau des fiches et des prises de courant et au niveau où ils se situent.
11. N'utilisez que des accessoires ou des produits additionnels spécifiés par le fabricant.
12. Utilisez uniquement un chariot, un socle, un trépied, un support ou une table recommandés par le fabricant ou vendus avec l'appareil. Si vous utilisez un chariot, déplacez le chariot transportant l'appareil avec précaution afin d'éviter les blessures que pourrait entraîner un basculement accidentel.
13. Débranchez cet appareil en cas d'orage ou de non-utilisation prolongée.
14. Veuillez faire appel au personnel qualifié pour tous travaux de maintenance. Les travaux de maintenance sont nécessaires si l'appareil a été endommagé de quelque manière que ce soit, comme cordon d'alimentation endommagé, liquide répandu, objets tombés sur l'appareil, appareil exposé à la pluie et à l'humidité, il ne fonctionne pas normalement ou est tombé par terre.
15. Ce produit est destiné à être alimenté par un boîtier d'alimentation de «Classe 2» ou «LPS» ayant une puissance nominale de PoE, 0.18A.
16. Si vous utilisez une force excessive lors de l'installation du produit, la caméra risque d'être endommagée et de ne pas fonctionner correctement. Si vous installez le produit à l'aide d'outils non conformes, le produit risque d'être endommagé.
17. Ne pas installer le produit dans un endroit où des substances chimiques ou des nuages d'huile existent ou peuvent être générés. Comme les huiles comestibles telles que l'huile de soja peuvent endommager ou déformer le produit, n'installez pas le produit dans la cuisine ou près de la table de cuisine. Cela peut endommager le produit.
18. Lors de l'installation du produit, veillez à ne pas laisser la surface du produit se colorer avec une substance chimique. Certains solvants chimiques tels que des produits de nettoyage ou des adhésifs peuvent causer de graves dommages à la surface du produit.
19. Si vous installez / désassemblez le produit d'une manière qui n'a pas été recommandée, les fonctions / performances de production peuvent ne pas être garanties. Installez le produit en vous référant à "Installation et connexion" dans le manuel d'utilisation.
20. L'installation ou l'utilisation du produit dans l'eau peut causer des dommages importants au produit.



AVERTISSEMENT

AFIN DE RÉDUIRE LE RISQUE D'INCENDIE OU DE DÉCHARGE ÉLECTRIQUE, N'EXPOSEZ PAS CET APPAREIL À LA PLUIE NI À L'HUMIDITÉ. NE PAS INSÉRER D'OBJET MÉTALLIQUE PAR LES FENTES DE VENTILATION OU TOUTE AUTRE OUVERTURE SITUÉE SUR L'ÉQUIPEMENT.

Veillez à éviter toute projection de liquide sur l'appareil et ne placez jamais sur celui-ci des récipients contenant des liquides, tels que des vases.

Pour éviter les blessures, cet appareil doit être fermement fixé au mur/plafond conformément aux consignes d'installation.

ATTENTION



EXPLICATION DES SYMBOLES GRAPHIQUES



Le symbole de l'éclair se terminant par une flèche inscrit dans un triangle équilatéral sensibilise l'utilisateur à la présence d'une « tension élevée » au sein de l'unité, susceptible d'être suffisamment puissante pour présenter un risque de décharge électrique.



Le symbole de point d'exclamation inscrit dans un triangle équilatéral sensibilise l'utilisateur à la présence d'importantes instructions de fonctionnement et de maintenance (entretien et réparation) dans la documentation accompagnant l'appareil.

présentation

Catégorie de classe I

Un appareil appartenant à une catégorie de type CLASSE I doit être connecté à la prise murale secteur dotée d'une connexion de mise à la terre de protection.

Batterie

Les batteries (module batterie ou piles installées) ne doivent pas être exposées à des températures excessives, telles que la chaleur du soleil, le feu ou toute autre source de même type.

Appareil déconnecté

Débranchez la prise principale de l'appareil si celui-ci est défectueux. Contactez un réparateur situé dans votre région.

Lorsque l'appareil est exploité hors des États-Unis, il est possible d'utiliser le code HAR pour recourir aux services d'une agence agréée.

ATTENTION

Il existe un risque d'explosion si la batterie est remplacée par une autre de modèle incorrect. Éliminez les batteries usagées conformément aux instructions.

Les instructions d'entretien sont fournies à l'intention d'un personnel qualifié exclusivement. Pour réduire les risques de chocs électriques, ne procédez pas à des réparations autres que celles qui sont indiquées dans les instructions de fonctionnement, à moins que vous ne soyez qualifié pour ce faire.

Veillez utiliser l'alimentation en entrée sur une seule caméra, les autres périphériques ne doivent pas être connectés.

L'ITE ne doit être connecté que sur un réseau PoE sans routage vers l'alimentation extérieure.

Veillez lire attentivement les consignes de sécurité recommandées ci-après.

- Ne placez pas cet appareil sur une surface inégale.
- N'installez pas l'appareil sur une surface où il pourrait être exposé à la lumière directe du soleil ou situé à proximité d'un équipement de chauffage ou d'une zone exposée à un froid extrême.
- Ne placez pas cet appareil à proximité de matériaux conducteurs.
- N'essayez de réparer cet appareil vous-même.
- Évitez de placer un verre d'eau sur ce produit.
- N'installez pas le produit à proximité de sources magnétiques.
- Ne bloquez pas les ouvertures de ventilation.
- Ne placez pas d'éléments lourds sur le produit.
- Veuillez porter des gants de protection lors de l'installation / retrait de la caméra. La température élevée de la surface du produit peut causer une brûlure.

Le guide de l'utilisateur est un manuel d'instructions portant sur l'utilisation du produit.

La signification des indications fournies dans le manuel est comme suit.

- Référence : Dans le cas de la fourniture d'informations pour aider à l'utilisation du produit.
- Notification : En cas de risques d'endommagement du produit et de blessures à l'utilisateur provoqués par le non respect des instructions fournies.

※ Veuillez lire ce manuel et notamment les passages liés à la sécurité du produit, et gardez-le en lieu sûr.

ATTENTION

Pour éviter tout dommage pouvant être causé par la DEL IR,

ne regardez pas le témoin de fonctionnement.

Pour les modèles ci-dessous seulement

LND-6010R/LND-6020R/LND-6030R/LND-6070R

LNO-6010R/LNO-6020R/LNO-6030R/LNO-6070R

LNV-6010R/LNV-6020R/LNV-6030R/LNV-6070R

Groupe de risque 1

AVERTISSEMENT IR émis par ce produit.

Ne pas regarder la lampe de commande

Produit testé contre IEC 62471

SOMMAIRE

PRÉSENTATION

- 3 Instructions Importantes Relatives à la Sécurité
- 6 Caractéristiques du Produit
- 6 Spécifications PC Recommandées
- 6 Caractéristiques Recommandées Pour La Carte Mémoire Micro SD/SDHC/SDXC
- 7 Contenu (LND-6010R/6020R/6030R/6070R)
- 7 Contenu (LNO-6010R/6020R/6030R/6070R)
- 8 Contenu (LNV-6010R/6020R/6030R/6070R)
- 9 D'un Coup d'œil (LND-6010R/6020R/6030R)
- 10 D'un Coup d'œil (LNO-6010R/6020R/6030R)
- 12 D'un Coup d'œil (LNO-6010R/6020R/6030R)
- 12 D'un Coup d'œil (LNO-6070R)
- 13 D'un Coup d'œil (LNV-6010R/6020R/6030R)
- 14 D'un Coup d'œil (LNV-6070R)

INSTALLATION ET CONNEXION

- 15 Installation (LND-6010R/6020R/6030R/6070R)
- 16 Installation (LNO-6010R/6020R/6030R/6070R)
- 18 Installation (LNV-6010R/6020R/6030R/6070R)
- 20 Insertion/retrait d'une Carte Mémoire Micro SD
- 22 Powering and networking

CONNEXION ET CONFIGURATION RÉSEAU

- 23 Connecter la Caméra Directement au Réseau de Zone Locale
- 23 Connexion de la Caméra Directement à un Modem DSL/Câble Basé Sur le Protocole DHCP
- 24 Connexion de la Caméra Directement à un Modem PPPoE
- 24 Connecter la Caméra au Routeur Large Bande par le Modem PPPoE/Câble
- 25 Boutons Utilisés Sous IP Installer
- 25 Configuration de l'adresse IP Fixe
- 27 Configuration de l'adresse IP Dynamique
- 27 Configuration de la Redirection de la Plage de Ports (Mappage de Ports)
- 28 Connexion à la Caméra Depuis Un Ordinateur Local Partagé
- 28 Connexion à la Caméra Depuis Un Ordinateur Distant Via Internet

VISIONNEUR WEB

- 29 Connexion à la Caméra
- 30 Réglage du mot de passe
- 30 Login
- 30 Spécifications de prise en charge de plug-in pour chaque navigateur
- 31 Installation du Module WebViewer
- 31 Utiliser gratuitement un plug-in de visualiseur Web

ANNEXES

- 32 Spécifications
- 36 Vue du Produit
- 39 Résolution de Problèmes
- 40 Open Source Announcement

présentation

CARACTÉRISTIQUES DU PRODUIT

- **Indice d'étanchéité à la poussière et aux intempéries (IP66) (LNO-6010R/6020R/6030R/6070R, LNV-6010R/6020R/6030R/6070R)**

Le modèle étanche à l'eau et à la poussière vous permet d'installer l'équipement à l'extérieur ou de l'exposer à la pluie en toute sérénité.

- **Mode IR**

Lorsque le voyant IR s'allume, l'appareil passe en mode IR afin d'empêcher toute surexposition et de rendre visibles les objets à faible distance.

- **Prend en charge des vidéos de 2 mégapixels de résolution**

Cette caméra réseau peut afficher des vidéos en différentes qualités et résolutions simultanément, en utilisant plusieurs CODEC.

- **Surveillance basée sur navigateur Web**

Utilisation du navigateur Web pour afficher l'image dans un environnement réseau local.

- **Alarme**

Lorsqu'un événement se produit, les vidéos associées sont envoyées au serveur e-mail et FTP enregistré de l'utilisateur ou stockées sur la carte mémoire Micro SD.

- **Détection de sabotage**

Détecte les tentatives de sabotage sur la surveillance vidéo.

- **Détection de mouvement**

Détecte les mouvements depuis l'entrée vidéo de la caméra.

- **Conformité ONVIF**

Ce produit supporte l'ONVIF Profile S&G.

Pour obtenir de plus amples informations, consultez le site Web www.onvif.org.



SPÉCIFICATIONS PC RECOMMANDÉES

- CPU : Intel(R) Core(TM) i7 3.4 GHz ou supérieur

- Système d'exploitation pris en charge : Windows, Mac OS X

- **Visualiseur Web sans plug-in**

Navigateurs Web supportés : Google Chrome, MS Edge, Mozilla Firefox (Windows 64 bits uniquement), Apple Safari (Mac OS X uniquement)

- **Visualiseur avec plug-in**

Navigateurs Web supportés : MS Explorer

- VGA : Carte graphique PCIe 256MB GDDR3 ou supérieure

※ Pour des informations détaillées sur le système d'exploitation et le navigateur, veuillez vous reporter à l'annexe.







CARACTÉRISTIQUES RECOMMANDÉES POUR LA CARTE MÉMOIRE MICRO SD/SDHC/SDXC

- Capacité recommandée : 16 Go ~ 32 Go (type MLC)

Pour votre caméra, nous recommandons que vous utilisiez une carte mémoire des fabricants suivants:
Carte mémoire Micro SD/SDHC/SDXC : Sandisk, Transcend









CONTENU (LND-6010R/6020R/6030R/6070R)

Veuillez vérifier si votre caméra et l'ensemble de ses accessoires sont contenus dans l'emballage du produit. (l'accessoire varie selon le pays de vente.)

Apparence	Nom de l'élément	Quantité	Description
	Caméra	1	
	Manuel d'utilisation, CD du logiciel installer	1	
	Guide de prise en main rapide (En option)	1	
	Carte de garantie (En option)	1	
	Gabarit	1	Guide d'installation du produit
	Vis autotaraudeuse	2	Permet de procéder à l'installation au plafond ou au mur

CONTENU (LNO-6010R/6020R/6030R/6070R)











Veuillez vérifier si votre caméra et l'ensemble de ses accessoires sont contenus dans l'emballage du produit. (l'accessoire varie selon le pays de vente.)

Apparence	Nom de l'élément	Quantité	Description	Nom du modèle
	Caméra	1		LNO-6010R/6020R/6030R/6070R
	Manuel d'utilisation, CD du logiciel installer	1		Utilisation pour tous les modèles
	Guide de prise en main rapide (En option)	1		
	Carte de garantie (En option)	1		
	Gabarit	1	Guide d'installation du produit	
	Vis autotaraudeuse	3	Permet de procéder à l'installation au plafond ou au mur	LNO-6070R
	Accessoire RJ45 résistant à l'eau	1	Doit être installé dans des emplacements humides	
	Agent d'absorption de moisissures pour cartes	1	Associé une fois après installation.	

présentation

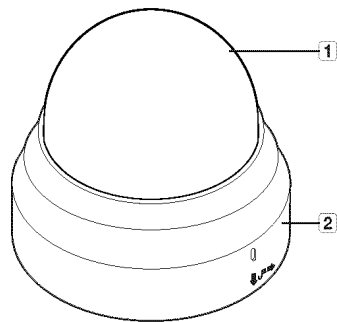
CONTENU (LNV-6010R/6020R/6030R/6070R)

Veuillez vérifier si votre caméra et l'ensemble de ses accessoires sont contenus dans l'emballage du produit.
(l'accessoire varie selon le pays de vente.)

Apparence	Nom de l'élément	Quantité	Description	Nom du modèle
	Caméra	1		LNV-6010R/6020R/ 6030R/6070R
	Manuel d'utilisation, CD du logiciel installer	1		Utilisation pour tous les modèles
	Guide de prise en main rapide (En option)	1		
	Carte de garantie (En option)	1		
	Gabarit	1	Guide d'installation du produit	
	Clé en forme d'étoile	1	Utilisé pour l'assemblage et le démontage des couvercles de dôme	
	Agent d'absorption de moisissures pour cartes	1	Associé une fois après installation.	
	Bague de câble	1	Utilisé pour connecter le câble LAN d'un diamètre de Ø 7 ~ 8,5.	
	Vis autotaraudeuse	2	Permet de procéder à l'installation au plafond ou au mur	LNV-6010R/ 6020R/6030R
		3		LNV-6070R

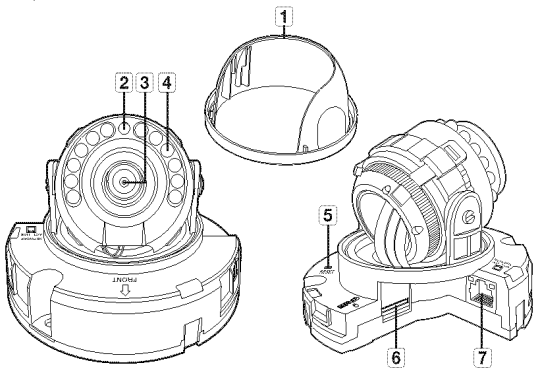
D'UN COUP D'ŒIL (LND-6010R/6020R/6030R)

Apparence



Élément	Description
1 Couvercle dôme	Couvercle du boîtier utilisé pour protéger l'objectif et l'unité principale.
2 Boîtier de la caméra	Partie boîtier couvrant le corps de la caméra.

Composants

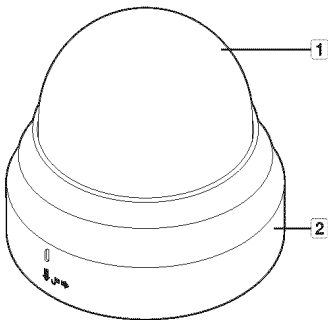


Élément	Description
1 Couvercle intérieur	Coque de protection pour le corps principal.
2 Capteur d'éclairage	Détecte la lumière reçue pour commander la diode infrarouge.
3 Objectif	Objectif de la caméra.
4 Diode infrarouge	Ces diodes infrarouge sont commandées par le capteur d'éclairage.
5 Bouton de réinitialisation	Le bouton permet de restaurer tous les réglages de la caméra sur leur valeur par défaut. Appuyez dessus pendant 5 secondes pour relancer le système. Si vous réinitialisez la caméra, les réglages réseau seront ajustés de sorte que le serveur DHCP puisse être activé. En l'absence de serveur DHCP au sein du réseau, vous devez lancer le programme d'installation IP Installer pour modifier les réglages réseau de base, tels que l'adresse IP, le masque de sous-réseau, la passerelle, etc., avant de pouvoir vous connecter au réseau.
6 Compartiment de la carte mémoire Micro SD	Compartiment de la carte mémoire Micro SD.
7 Connecteur PoE	Alimentez le câble Ethernet et connectez-vous au réseau.

présentation

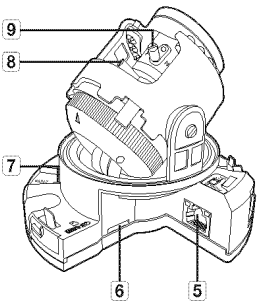
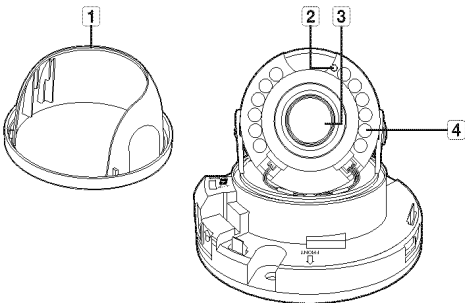
D'UN COUP D'ŒIL (LND-6070R)

Apparence



Élément	Description
1	Couvercle dôme
2	Boîtier de la caméra

Composants

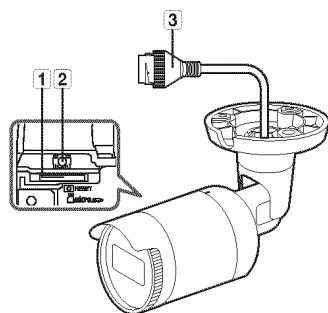


Élément	Description
1 Couvercle intérieur	Coque de protection pour le corps principal
2 Capteur d'éclairage	Détecte la lumière reçue pour commander la diode infrarouge.
3 Objectif	Objectif de la caméra.
4 Diode infrarouge	Ces diodes infrarouge sont commandées par le capteur d'éclairage.
5 Connecteur PoE	Alimentez le câble Ethernet et connectez-vous au réseau.
6 Compartiment de la carte mémoire Micro SD	Compartiment de la carte mémoire Micro SD.
7 Bouton de réinitialisation	Le bouton permet de restaurer tous les réglages de la caméra sur leur valeur par défaut. Appuyez dessus pendant 5 secondes pour relancer le système. <p>Si vous réinitialisez la caméra, les réglages réseau seront ajustés de sorte que le serveur DHCP puisse être activé. En l'absence de serveur DHCP au sein du réseau, vous devez lancer le programme d'installation IP Installer pour modifier les réglages réseau de base, tels que l'adresse IP, le masque de sous-réseau, la passerelle, etc., avant de pouvoir vous connecter au réseau.</p>
8 Levier de commande de zoom	T Zoomer (Télé. obj.)
	W Dézoomer (grand angle)
	Relâchez le levier et déplacez-le vers la gauche ou la droite pour effectuer un zoom avant ou arrière. Tournez le levier dans le sens horaire pour fixer la position ajustée et l'empêcher de se déplacer.
9 Levier de commande de mise au point	N Mise au point sur un objet proche (Proche)
	F Mettre au point sur un objet éloigné (loin)
	Relâchez le levier et déplacez-le vers la gauche ou la droite pour régler la mise au point de l'objectif. Tournez le levier dans le sens horaire pour fixer la position ajustée et l'empêcher de se déplacer.

présentation

D'UN COUP D'ŒIL (LNO-6010R/6020R/6030R)

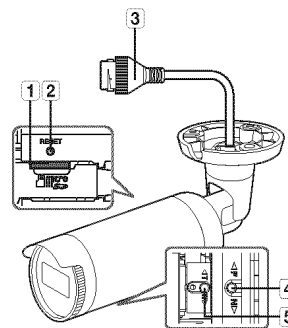
Apparence



Élément	Description
1 Emplacement de la carte Micro SD	(Espace interne du produit) Il s'agit d'un emplacement dans lequel vous pouvez insérer une carte Micro SD.
2 Bouton de réinitialisation	Le bouton permet de restaurer tous les réglages de la caméra sur leur valeur par défaut. Appuyez dessus pendant 5 secondes pour relancer le système. Si vous réinitialisez la caméra, les réglages réseau seront ajustés de sorte que le serveur DHCP puisse être activé. En l'absence de serveur DHCP au sein du réseau, vous devez lancer le programme d'installation IP Installer pour modifier les réglages réseau de base, tels que l'adresse IP, le masque de sous-réseau, la passerelle, etc., avant de pouvoir vous connecter au réseau.
3 Connecteur PoE	Alimentez le câble Ethernet et connectez-vous au réseau.

D'UN COUP D'ŒIL (LNO-6070R)

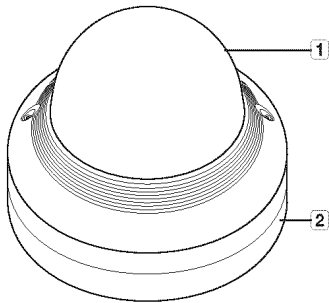
Apparence



Élément	Description
1 Emplacement de la carte Micro SD	(Espace interne du produit) Il s'agit d'un emplacement dans lequel vous pouvez insérer une carte Micro SD.
2 Bouton de réinitialisation	Le bouton permet de restaurer tous les réglages de la caméra sur leur valeur par défaut. Appuyez dessus pendant 5 secondes pour relancer le système. Si vous réinitialisez la caméra, les réglages réseau seront ajustés de sorte que le serveur DHCP puisse être activé. En l'absence de serveur DHCP au sein du réseau, vous devez lancer le programme d'installation IP Installer pour modifier les réglages réseau de base, tels que l'adresse IP, le masque de sous-réseau, la passerelle, etc., avant de pouvoir vous connecter au réseau.
3 Connecteur PoE	Alimentez le câble Ethernet et connectez-vous au réseau.
4 Levier de commande de mise au point	N Mise au point sur un objet proche (Proche) F Mettre au point sur un objet éloigné (loin) Relâchez le levier et déplacez-le vers la gauche ou la droite pour régler la mise au point de l'objectif. Tournez le levier dans le sens horaire pour fixer la position ajustée et l'empêcher de se déplacer.
5 Levier de commande de zoom	T Zoomer (Tél. obj.) W Dézoomer (grand angle) Relâchez le levier et déplacez-le vers la gauche ou la droite pour effectuer un zoom avant ou arrière. Tournez le levier dans le sens horaire pour fixer la position ajustée et l'empêcher de se déplacer.

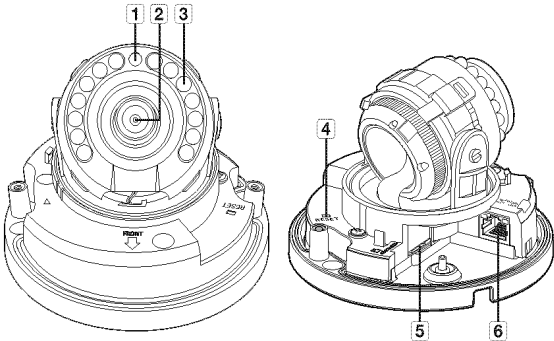
D'UN COUP D'ŒIL (LNV-6010R/6020R/6030R)

Apparence



Élément	Description
1 Couverture dôme	Couvercle du boîtier utilisé pour protéger l'objectif et l'unité principale.
2 Boîtier de la caméra	Partie boîtier couvrant le corps de la caméra.

Composants

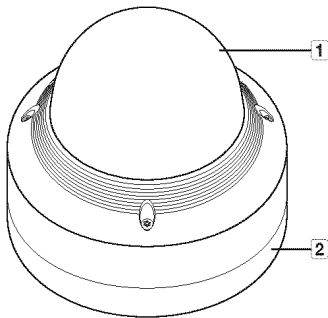


Élément	Description
1 Capteur d'éclairage	Détecte la lumière reçue pour commander la diode infrarouge.
2 Objectif	Objectif de la caméra.
3 Diode infrarouge	Ces diodes infrarouge sont commandées par le capteur d'éclairage.
4 Bouton de réinitialisation	Le bouton permet de restaurer tous les réglages de la caméra sur leur valeur par défaut. Appuyez dessus pendant 5 secondes pour relancer le système. Si vous réinitialisez la caméra, les réglages réseau seront ajustés de sorte que le serveur DHCP puisse être activé. En l'absence de serveur DHCP au sein du réseau, vous devez lancer le programme d'installation IP Installer pour modifier les réglages réseau de base, tels que l'adresse IP, le masque de sous-réseau, la passerelle, etc., avant de pouvoir vous connecter au réseau.
5 Compartiment de la carte mémoire Micro SD	Compartiment de la carte mémoire Micro SD.
6 Connecteur PoE	Alimentez le câble Ethernet et connectez-vous au réseau.

présentation

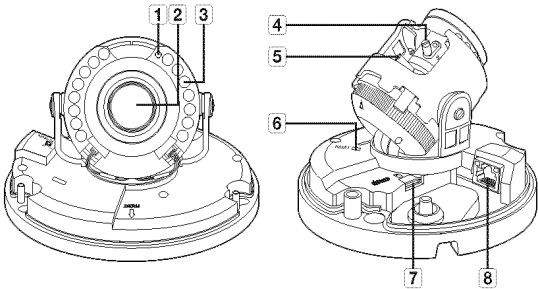
D'UN COUP D'ŒIL (LNV-6070R)

Apparence



Élément	Description
1 Couvercle dôme	Couvercle du boîtier utilisé pour protéger l'objectif et l'unité principale.
2 Boîtier de la caméra	Partie boîtier couvrant le corps de la caméra.

Composants



Élément	Description
1 Capteur d'éclairage	Détecte la lumière reçue pour commander la diode infrarouge.
2 Objectif	Objectif de la caméra.
3 Diode infrarouge	Ces diodes infrarouge sont commandées par le capteur d'éclairage.
4 Levier de commande de mise au point	N Mise au point sur un objet proche (Proche)
	F Mettre au point sur un objet éloigné (loin)
5 Levier de commande de zoom	T Zoomer (Télé. obj.)
	W Dézoomer (grand angle)
6 Bouton de réinitialisation	Relâchez le levier et déplacez-le vers la gauche ou la droite pour régler la mise au point de l'objectif. Tournez le levier dans le sens horaire pour fixer la position ajustée et l'empêcher de se déplacer.
	Le bouton permet de restaurer tous les réglages de la caméra sur leur valeur par défaut. Appuyez dessus pendant 5 secondes pour relancer le système.
7 Compartiment de la carte mémoire Micro SD	Compartiment de la carte mémoire Micro SD.
8 Connecteur PoE	Alimentez le câble Ethernet et connectez-vous au réseau.

installation et connexion

INSTALLATION (LND-6010R/6020R/6030R/6070R)

Précautions à prendre avant l'installation

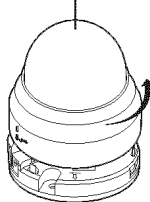
Assurez-vous de bien lire les instructions suivantes avant d'installer la caméra.

- Elle doit être installée sur une zone (plafond ou mur) qui peut supporter cinq fois le poids de la caméra, y compris le support d'installation.
- L'utilisation de câbles recollés ou effilochés peut endommager le produit et provoquer un incendie.
- Pour des raisons de sécurité, ne laissez personne d'autre que vous sur le site de l'installation. Ne laissez pas vos effets personnels sur le site, par mesure de précaution.
- Pour la caméra à objectif focal variable manuel, des fonctions telles que la mise au point et le zoom doivent être réglées avant l'installation. Lors de l'ajustement, assurez-vous d'éviter que des substances étrangères ne soient attachées.

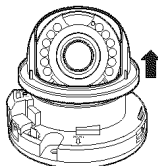
Démontage

1. Maintenez la partie inférieure de la caméra d'une main et tournez le couvercle de droite à gauche avec l'autre main afin de les désolidariser.

Couvercle du dôme

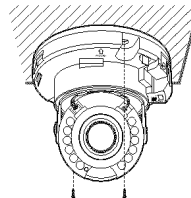



2. Soulevez le couvercle intérieur pour le séparer.



Installation

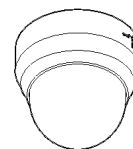
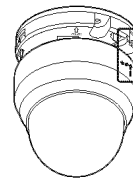
1. Fixez le gabarit d'installation à l'emplacement souhaité et percez des trous en suivant le gabarit.
2. Utilisez les vis taraudeuses fournies pour fixer la caméra sur les trous percés dans le gabarit.
 - Placez la marque <↑> imprimée sur la caméra en face de la zone à surveiller.
3. Raccordez les bornes internes de la caméra avec les câbles correspondants.
4. Réglez l'orientation de l'objectif selon la position souhaitée en vous reportant à la section « **Réglage de l'orientation de la caméra de surveillance** » (page 20)



- Il est recommandé de ne pas toucher l'objectif séparément, car il est expédié de l'usine avec la mise au point correctement ajustée lorsque l'inspection est terminée. Si vous touchez l'objectif, la mise au point risque d'être déformée ou l'objectif de se salir. (LND-6010R / 6020R / 6030R)
- Pour la caméra à objectif focal variable manuel, des fonctions telles que la mise au point et le zoom doivent être réglées avant l'installation. Lors de l'ajustement, assurez-vous d'éviter que des substances étrangères ne soient attachées. (LND-6070R)

5. Veuillez connecter le couvercle intérieur au corps principal.
6. Tout en tenant le côté inférieur de la caméra à l'aide de votre main, veuillez saisir et pousser son couvercle avec l'autre main afin d'aligner les deux flèches, comme indiqué dans la figure.

- Pour assembler le couvercle du dôme, faire correspondre les flèches et appuyer fermement sur le couvercle. Si le couvercle du dôme est tourné pendant le montage ou s'il est mal disposé, une réflexion diffuse pourrait survenir ou la section de la lentille pourrait tourner, ce qui pourrait entraîner la modification de la plage de prise de vue.
- Assurez-vous que le couvercle du dôme est correctement connecté à la partie inférieure, comme indiqué sur le schéma. Si le système d'enclenchement n'est pas bien fixé, le couvercle du dôme peut tomber, ce qui pourrait causer des blessures.



installation et connexion

INSTALLATION (LNO-6010R/6020R/6030R/6070R)



« Cette caméra est étanche et en conformité avec les spécifications de la norme IP66, mais la prise jack connectée au câble externe ne l'est pas. Il est recommandé d'installer ce produit sous l'avant-toit afin d'éviter que le câble ne soit exposé.

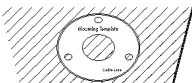
Précautions à prendre avant l'installation

Assurez-vous de bien lire les instructions suivantes avant d'installer la caméra.

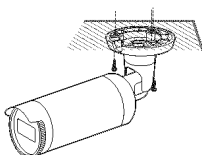
- Elle doit être installée sur une zone (plafond ou mur) qui peut supporter cinq fois le poids de la caméra, y compris le support d'installation.
- L'utilisation de câbles recollés ou effilochés peut endommager le produit et provoquer un incendie.
- Pour des raisons de sécurité, ne laissez personne d'autre que vous sur le site de l'installation. Ne laissez pas vos effets personnels sur le site, par mesure de précaution.
- Pour la caméra à objectif focal variable manuel, des fonctions telles que la mise au point et le zoom doivent être réglées avant l'installation. Lors de l'ajustement, assurez-vous d'éviter que des substances étrangères ne soient attachées.

Installation

1. Fixez le gabarit d'installation à l'emplacement souhaité et percez des trous en suivant le gabarit.



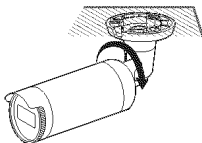
2. Utilisez les vis taraudeuses fournies pour fixer la caméra sur les trous percés dans le gabarit.
3. Connectez les câbles appropriés aux bornes de la caméra.



4. Réglez l'orientation de la caméra à l'aide d'un tournevis cruciforme.

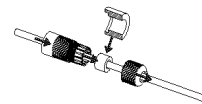


« Lorsque vous réglez la position de la caméra à l'aide d'un support, serrez la vis du support, réglez la caméra et serrez-la. Si vous tentez de régler en forçant alors que la vis est serrée, il peut en découler une rayure ou d'autres problèmes.

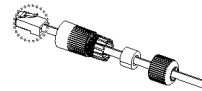


Comment connecter le câble RJ45 étanche à un câble LAN

1. Insérez-le dans la direction de la flèche.



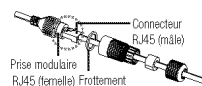
2. Branchez le connecteur LAN (mâle) au câble.



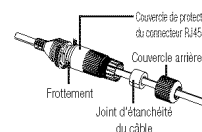
3. Branchez la prise modulaire RJ45 (femelle) au connecteur RJ45 (mâle).



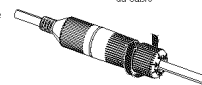
« Veuillez garder chacune des pièces séparées.



4. Assemblez en tournant la prise modulaire RJ45 (femelle) et le couvercle de protection RJ45 dans le sens des aiguilles d'une montre (Suivez la flèche).



5. Assemblez en tournant le couvercle de protection RJ45 et la façade arrière dans le sens des aiguilles d'une montre (Suivez la flèche). Une fois le capot arrière monté, le joint d'étanchéité du câble est fermement fixé au câble pour le rendre imperméable à l'eau.



« Vous devez le monter en entier pour faire tourner le couvercle arrière jusqu'à la fin du filetage du connecteur RJ45.



Installation extérieure

Lorsque vous l'installez en dehors d'un bâtiment, rendez-le étanche à l'aide de ruban en caoutchouc butylique (qui peut être acheté dans un magasin), de sorte que l'eau ne coule pas depuis le câble connecté à l'extérieur.

1. Connectez le câble PoE.

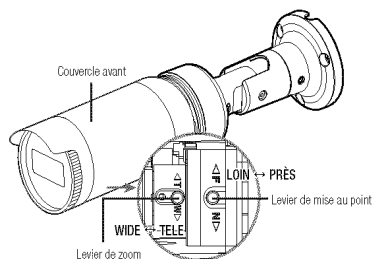


2. Enroulez la gaine du câble noir (zone A) et la zone de connexion du câble à l'aide de ruban étanche (en caoutchouc butylique), de sorte que plus de la moitié du ruban est chevauchée.

- Si la gaine du câble noir n'est pas correctement rendue étanche, elle peut directement provoquer une fuite. Assurez-vous de protéger le câble avec une large épaisseur de ruban.
- Le ruban étanche en caoutchouc butylique est fait de caoutchouc butylique qui peut être étendu jusqu'à double de sa longueur normale.

Pour régler le facteur de zoom ou la mise au point (LNO-6070R)

1. Desserrez le couvercle avant, tel qu'illustré.
2. Desserrez légèrement le levier de zoom/mise au point.
3. Positionnez le levier de zoom/mise au point sur WIDE (PRÈS) ou TELE (LOIN), selon le cas.
4. Ensuite, resserrez le levier de zoom/mise au point pour fixer la position ainsi réglée.
5. Tournez le couvercle avant pour le ressermer.

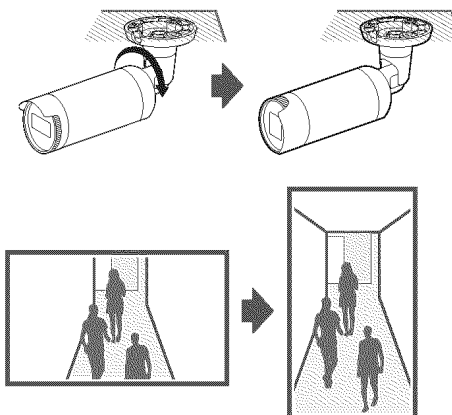


- Pour garantir une étanchéité homogène, resserrez le couvercle avant en le tournant jusqu'en bout de course. En associant le capot avant, veuillez associer le corps principal et le couvercle avant de sorte que l'indicateur LOCK soit verrouillé.
- Utilisez le levier pour régler le facteur de zoom ou la mise au point, puis tournez le levier dans le sens des aiguilles d'une montre pour le fixer.
- Avant de régler le facteur de zoom ou la mise au point de l'objectif, desserrez le couvercle avant et retirez-le.

Vue du couloir


La caméra peut être tournée pour agrandir la zone de surveillance verticale à un rapport d'aspect de 9:16, ce qui la rend appropriée pour les couloirs étroits et les passages.

- Faites pivoter le boîtier de la caméra et le couvercle avant.



installation et connexion

INSTALLATION (LNV-6010R/6020R/6030R/6070R)

-  Cette caméra est étanche et en conformité avec les spécifications de la norme IP66, mais la prise jack connectée au câble externe ne l'est pas. Il est recommandé d'installer ce produit sous l'avant-toit afin d'éviter que le câble ne soit exposé.

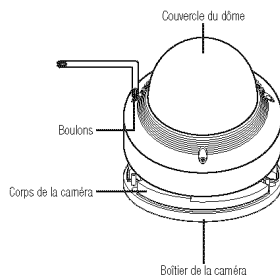
Précautions à prendre avant l'installation

Assurez-vous de bien lire les instructions suivantes avant d'installer la caméra.

- Elle doit être installée sur une zone (plafond ou mur) qui peut supporter cinq fois le poids de la caméra, y compris le support d'installation.
- L'utilisation de câbles recollés ou effilochés peut endommager le produit et provoquer un incendie.
- Pour des raisons de sécurité, ne laissez personne d'autre que vous sur le site de l'installation. Ne laissez pas vos effets personnels sur le site, par mesure de précaution.
- Pour la caméra à objectif focal variable manuel, des fonctions telles que la mise au point et le zoom doivent être réglées avant l'installation. Lors de l'ajustement, assurez-vous d'éviter que des substances étrangères ne soient attachées.

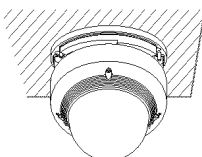
Démontage

1. Retirez le couvercle du dôme en desserrant les boulons de fixation en les tournant dans le sens antihoraire à l'aide de la clé en forme d'étoile fournie.




Installation

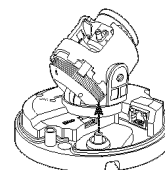
2. Fixez le gabarit d'installation à l'emplacement souhaité et percez des trous en suivant le gabarit.
3. Utilisez les vis taraudeuses fournies pour fixer la caméra sur les trous percés dans le gabarit.
4. Connectez et disposez les câbles nécessaires de sorte à éviter de les endommager ou de les coincer lors de l'installation de la caméra.
5. Réglez l'orientation de l'objectif selon la position souhaitée en vous reportant à la section « **Réglage de l'orientation de la caméra de surveillance** ». (page 20)
6. Refermez le couvercle du dôme.
 - Serrer les boulons de fixation fermement en utilisant la clé en forme d'étoile pour éviter les fuites d'eau.



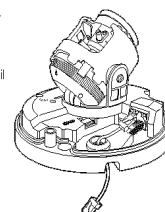
Raccordement du câble LAN

1. Retirez le couvercle du dôme et le boîtier.
2. Tirez sur la longue partie projetée de la prise en caoutchouc en partie inférieure, et retirez-la ainsi qu'illustré sur la figure.

-  Utilisez une bague de câble appropriée pour connecter le câble LAN.
- Caméra de base : utilisez le câble d'un diamètre de $\varnothing 5 \sim 6.5$.
 - Composants fournis : utilisez le câble d'un diamètre de $\varnothing 7 \sim 8.5$.



3. Insérez le câble LAN à travers le trou qui a été formé en enlevant la partie saillante à l'étape 2.
4. Retirez la gaine à l'aide d'une pince coupe-câble et alignez les câbles.
5. Raccordez le câble LAN avec un connecteur LAN et insérez-le dans l'outil LAN.
6. Raccordez le câble fini au port Ethernet.



Fixation de l'adaptateur (dégroulé)

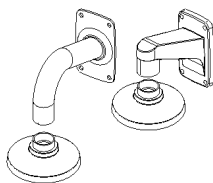
Choisissez et achetez parmi les options suivantes (dégroupées) celle qui est adaptée au site d'installation ou celle qui vous convient le mieux.

1. Retirez le couvercle du dôme du boîtier en vous référant au chapitre « **Démontage** ». (page 16)
2. Utilisez la vis de mécanique fournie pour fixer le boîtier de la caméra à l'adaptateur dégroupé.
3. Connectez et disposez les câbles nécessaires de sorte à éviter de les endommager ou de les coincer lors de l'installation de la caméra.
4. Procédez au montage de la caméra dans l'ordre inverse indiqué à la section « **Démontage** ».
5. Réglez l'orientation de l'objectif selon la position souhaitée en vous reportant à la section « **Réglage de l'orientation de la caméra de surveillance** ». (page 20)
6. Refermez le couvercle du dôme.
 - Fixez solidement le boulon de fixation à l'aide d'une clé en L pour empêcher l'eau de couler.

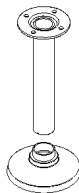
Accessoires en option pour l'installation

Pour faciliter l'installation, vous pouvez acheter les accessoires appropriés disponibles en option.

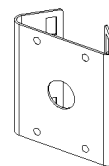
1. ADAPTATEUR POUR FIXATION MURALE (SBP-300WMW1) /
ADAPTATEUR POUR FIXATION SUSPENDUE (SBP-122HMMW :
LND-6070R, LNV-6010R/6020R/6030R, SBP-301HMMW2 : LNV-
6070R, SBP-300HMMW7 : LND-6010R/6020R/6030R)
Cet adaptateur est utilisé pour installer le dôme de la caméra sur un
mur.



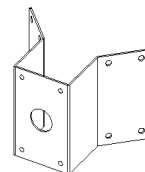
2. ADAPTATEUR POUR FIXATION AU PLAFOND (SBP-300CM) /
ADAPTATEUR POUR FIXATION SUSPENDUE (SBP-122HMMW : LND-
6070R, LNV-6010R/6020R/6030R, SBP-301HMMW2 : LNV-6070R, SBP-
300HMMW7 : LND-6010R/6020R/6030R)
Cet adaptateur est utilisé pour installer le dôme de la caméra sur un
plafond en béton.



3. ADAPTATEUR POUR FIXATION SUR POTEAU (SBP-300PM)
Ceci est un adaptateur utilisé pour l'installation de l'ADAPTATEUR POUR
FIXATION MURALE
(SBP-300WM ou SBP-300WM1) sur un poteau d'un diamètre supérieur
à 80 mm.

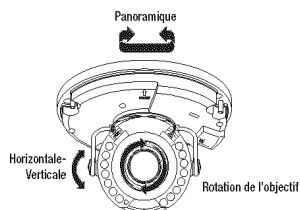


4. ADAPTATEUR POUR FIXATION D'ANGLE (SBP-300KM)
Ceci est un adaptateur pour l'installation de l'ADAPTATEUR POUR
FIXATION MURALE (SBP-300WM ou SBP-300WM1) à l'angle du
joint de mur.



installation et connexion

Réglage de l'orientation de la caméra de surveillance (LND-6010R/6020R/6030R/6070R, LNV-6010R/6020R/6030R/6070R)



• Réglage de la direction de surveillance

Vous ne pouvez régler l'orientation de la caméra que lorsque celle-ci a été fixée au plafond. La rotation de l'unité de la caméra vers la gauche ou la droite est appelée Panoramique, le réglage de l'inclinaison est appelé Horizontale-Verticale et la rotation de l'objectif sur son axe est appelée Rotation.

- La plage effective du panoramique couvre un angle total de 350 degrés.
- La plage effective de la rotation couvre un angle total de 355 degrés.
- La plage effective de l'inclinaison couvre un angle total de 67 degrés.



- L'image peut être recouverte par le boîtier de la caméra en fonction de l'angle.
- Ne forcez pas sur la mise au point / le zoom de l'objectif après démontage du boîtier en dôme. Autrement, ceci peut fausser la mise au point en raison d'une panne de moteur.

• Méthodes de réglage

1. Après l'installation de la caméra, réglez l'angle de panoramique selon la direction de surveillance.
2. Réglez l'angle horizontal de manière à ce que l'image ne soit pas inversée.
3. Réglez l'angle d'inclinaison de sorte que la caméra soit face à l'objet à surveiller.

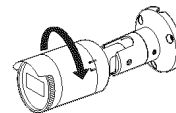
INSERTION/RETRAIT D'UNE CARTE MÉMOIRE MICRO SD



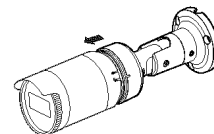
- Déconnectez le câble d'alimentation de la caméra avant d'y insérer la carte mémoire Micro SD.
- N'insérez pas la carte mémoire Micro SD à l'envers et de force. Autrement, vous risquez d'endommager la carte mémoire Micro SD.
- En cas de pluie ou lorsque le taux d'humidité est élevé, l'insertion ou l'éjection d'une carte Micro SD n'est pas recommandée.
- Le désassemblage du couvercle du produit doit être terminé dans un délai de 5 minutes. Sinon, il y a un risque de condensation interne.

Insertion d'une carte mémoire Micro SD (LNO-6010R/6020R/6030R/6070R)

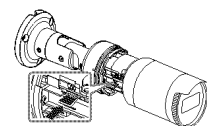
1. Tournez le couvercle avant dans le sens [↺].



2. Tirez et séparez le couvercle avant.

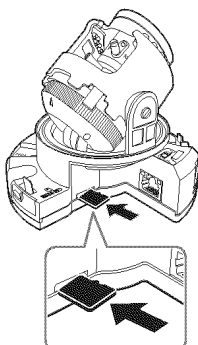


3. Insérez une carte Micro SD en suivant la direction de la flèche du schéma.

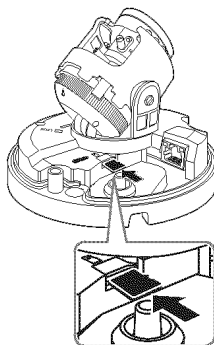


Insertion d'une carte mémoire Micro SD (LND-6010R/6020R/6030R/6070R, LNV-6010R/6020R/6030R/6070R)

1. Séparez le couvercle du dôme de la caméra.
2. Insérez une carte Micro SD en suivant la direction de la flèche du schéma.



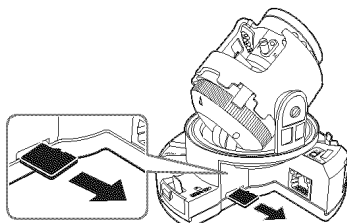
<LND-6010R/6020R/6030R/6070R>



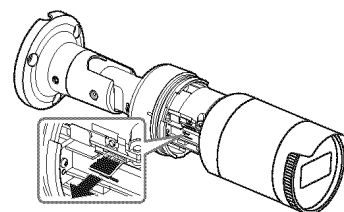
<LNV-6010R/6020R/6030R/6070R>

Retrait d'une carte mémoire Micro SD

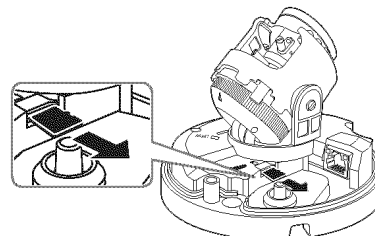
Appuyer doucement vers le bas sur l'extrémité exposée de la carte mémoire comme indiqué dans le diagramme pour éjecter la carte mémoire de la fente.



<LND-6010R/6020R/6030R/6070R>



<LND-6010R/6020R/6030R/6070R>



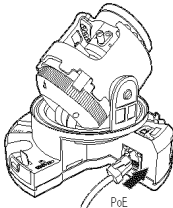
<LNV-6010R/6020R/6030R/6070R>

- Veuillez noter que si vous appuyez fermement et relâchez la carte mémoire Micro SD quand elle est éjectée, elle peut sortir.
- Avant de retirer la carte mémoire Micro SD, dans <Stockage>, réglez le dispositif sur <Désactivé> et appuyez sur le bouton [Appliquer], puis mettez la caméra hors tension.
- Si vous arrêtez la caméra ou retirez la carte mémoire Micro SD qui contient les données du produit, ces données peuvent être perdues ou endommagées.

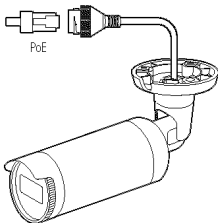
installation et connexion

ALIMENTATION ET MISE EN RÉSEAU

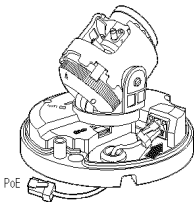
- Connectez votre périphérique PoE à la caméra.
- Connectez-vous à un connecteur PoE du routeur compatible PoE (alimentation électrique par câble Ethernet).
 - Utilisez un équipement PoE (alimentation électrique par câble Ethernet) prenant en charge la norme IEEE802.3af.



<LND-6010R/6020R/6030R/6070R>



<LNO-6010R/6020R/6030R/6070R>



<LNV-6010R/6020R/6030R/6070R>

Spécifications du câble réseau

Élément	Contenus	Remarque
Connecteur	RJ45	
Ethernet	10/100BASE-T	10/100 Mbps
Câble	5e catégorie UTP	
Distance max	100 M	Résistance CC ≤ 0,188 Ω/m
Support du PoE	IEEE 802.3af	

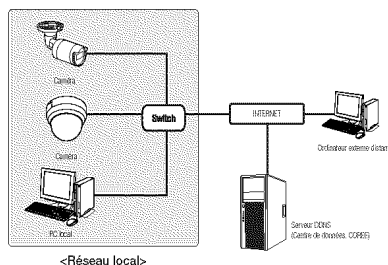
connexion et configuration réseau

Vous pouvez configurer les paramètres de réseau en fonction de vos configurations de réseau.

CONNECTER LA CAMÉRA DIRECTEMENT AU RÉSEAU DE ZONE LOCALE

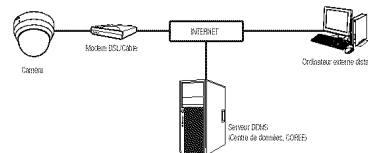
Se connecte à la caméra à partir d'un PC local sur le LAN

1. Lancer un navigateur Internet sur le PC local.
2. Saisir l'adresse IP de la caméra dans la barre d'adresse du navigateur.



- Un PC à distance dans une sortie Internet externe de réseau LAN peut ne pas pouvoir se connecter à la caméra installée dans l'intranet si le renvoi de port n'est pas correctement configuré ou si un pare-feu est mis. Dans ce cas, pour résoudre le problème, contactez votre administrateur de réseau.
- Dans le programme d'installation IP, vous pouvez utiliser le mot de passe initial, "4321" pour définir l'adresse IP, le masque de sous-réseau, la passerelle, le port HTTP, le port VNP et le type d'IP. Après avoir changé l'interface réseau, pour une meilleure sécurité, accédez au navigateur Web et modifiez le mot de passe.
- Par défaut, l'adresse IP sera attribuée automatiquement depuis le serveur DHCP. En l'absence de serveur DHCP disponible, l'adresse IP sera définie sur 192.168.1.100. Pour changer l'adresse IP, utilisez le programme d'installation IP. Pour obtenir de plus amples détails sur l'utilisation du programme d'installation IP, reportez-vous à la section « Configuration de l'adresse IP Fixe ». (Page 25)

CONNEXION DE LA CAMÉRA DIRECTEMENT À UN MODEM DSL/CÂBLE BASÉ SUR LE PROTOCOLE DHCP

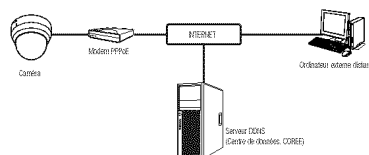


1. Connectez l'ordinateur utilisateur directement à la caméra réseau.
2. Exécutez le programme d'installation IP et changez l'adresse IP de la caméra afin d'utiliser le navigateur Web sur votre poste pour la connexion à l'Internet.
3. Utilisez le navigateur Internet pour connecter le Web viewer.
4. Allez à la page [Configuration].
5. Allez sur [Réseau] - [DDNS], puis configurez les réglages DDNS.
6. Allez à [Basic] - [IP & Port], et définissez le type d'IP pour [DHCP].
7. Connectez la caméra, qui a été retirée de votre ordinateur, directement au modem.
8. Redémarrez la caméra.

- Pour plus d'informations sur la configuration de DDNS, reportez-vous à l'aide en ligne de Web Viewer.
- Pour plus d'informations sur la définition du format IP, reportez-vous à l'aide en ligne de Web Viewer.

connexion et configuration réseau

CONNEXION DE LA CAMÉRA DIRECTEMENT À UN MODEM PPPoE

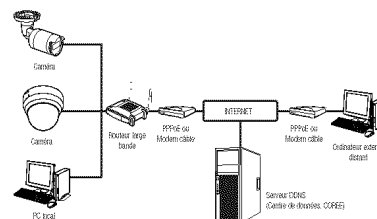


1. Connectez l'ordinateur utilisateur directement à la caméra réseau.
2. Exécutez le programme d'installation IP et changez l'adresse IP de la caméra afin d'utiliser le navigateur Web sur votre poste pour la connexion à l'Internet.
3. Utilisez le navigateur Internet pour connecter le Web viewer.
4. Allez à la page [Configuration].
5. Allez sur [Réseau] - [DDNS], puis configurez les réglages DDNS.
6. Allez à [Basic] - [IP & Port] Page de configuration, définissez le type d'IP [PPPoE], et saisissez l'ID du service réseau et le mot de passe.
7. Connectez la caméra, qui a été retirée de votre ordinateur, directement au modem.
8. Redémarrez la caméra.

-  Pour plus d'informations sur la configuration de DDNS, reportez-vous à l'aide en ligne de Web Viewer.
-  Pour plus d'informations sur la définition du format IP, reportez-vous à l'aide en ligne de Web Viewer.

CONNECTER LA CAMÉRA AU ROUTEUR LARGE BANDE PAR LE MODEM PPPoE/CÂBLE



C'est pour un petit environnement de réseau comme les maisons, SOHO et les magasins ordinaires.




Configurer les paramètres de réseau du PC local connecté au routeur

Pour configurer les paramètres de réseau du PC local connecté au Routeur large bande, suivre les instructions ci-dessous.

- Sélectionner : <Network> → <Properties> → <Local Area Connection> → <General> → <Properties> → <Internet Protocol (TCP/IP)> → <Properties> → <Obtain an IP address automatically> ou <Use the following IP address>.
- Suivre les instructions ci-dessous si vous sélectionnez <Use the following IP address>:
 - ex.1) Si l'adresse (LAN IP) du Routeur large bande est 192.168.1.1
Adresse IP : 192.168.1.100
Masque de sous-réseau : 255.255.255.0
Passerelle par défaut : 192.168.1.1
 - ex.2) Si l'adresse (LAN IP) du Routeur large bande est 192.168.0.1
Adresse IP : 192.168.0.100
Masque de sous-réseau : 255.255.255.0
Passerelle par défaut : 192.168.0.1
 - ex.3) Si l'adresse (LAN IP) du Routeur large bande est 192.168.xxx.1
Adresse IP : 192.168.xxx.100
Masque de sous-réseau : 255.255.255.0
Passerelle par défaut : 192.168.xxx.1

-  Pour l'adresse du Routeur large bande, se référer à la documentation du produit.
-  Pour plus d'informations sur la redirection de port du routeur large bande, reportez-vous à « Configuration de la Redirection de la Page de Ports (Mapping de Ports) » (Page 27)

BOUTONS UTILISÉS SOUS IP INSTALLER



Élément	Description
1 Device Name	Nom du modèle de la caméra connectée. Cliquez sur la colonne pour trier la liste par nom de modèle. Cependant, si vous cliquez dessus durant la recherche, celle-ci sera interrompue.
2 Alias	Cette fonction n'est pas appliquée pour le moment.
3 Mode	Affiche <Static>, <Dynamic> ou <PPPoE> pour l'état de connexion réseau actuel.
4 MAC(Ethernet) Address	Adresse Ethernet de la caméra connectée. Cliquez sur la colonne pour trier la liste par adresse Ethernet. Cependant, si vous cliquez dessus durant la recherche, celle-ci sera interrompue.
5 IP Address	Adresse IP. Cliquez sur la colonne pour trier la liste par adresse IP. Cependant, si vous cliquez dessus durant la recherche, celle-ci sera interrompue.
6 Protocol	Réglage réseau de la caméra. Le réglage par défaut est « IPv4 ». Les caméras ayant un réglage en IPv6 affichent « IPv6 ».
7 URL	Adresse URL du serveur DNS autorisant l'accès à partir d'un système Internet externe. Cependant, cette option sera remplacée par le réglage <IP Address> de la caméra en cas d'échec de l'enregistrement DNS.
8 IPv4	Recherche les caméras réglées sur IPv4.

Élément	Description
9 IPv6	Recherche les caméras réglées sur IPv6. Activé uniquement dans un environnement compatible IPv6.
10 Search	Recherche les caméras actuellement connectées au réseau. Cependant, ce bouton sera grisé si aucun des réglages IPv4 ou IPv6 n'est sélectionné.
11 Auto Set	Le programme d'installation IP configure automatiquement les réglages réseau.
12 Manual Set	Vous devez configurer les réglages réseau manuellement.
13 Exit	Quitte le programme IP Installer.

- ☒ En ce qui concerne le programme d'installation IP Installer, utilisez uniquement la version fournie sur le CD d'installation ou la dernière version disponible de l'application. Vous pouvez télécharger la version la plus récente du produit sur le site Internet de Hanwha Techwin.


CONFIGURATION DE L'ADRESSE IP FIXE

Configuration réseau manuelle

Exécutez <IP Installer_v2.XX.exe> pour afficher la liste des résultats de la recherche de caméras.
Au démarrage initial, les deux options [Auto Set] et [Manual Set] sont grisées.

- ☒ Pour les caméras trouvées ayant un réglage IPv6, ces boutons sont grisés car ces caméras ne prennent pas en charge cette fonction.

- Sélectionnez une caméra dans la liste de recherche.
Vérifiez l'adresse MAC de la caméra sur l'étiquette de la caméra.
Les boutons [Auto Set] et [Manual Set] sont alors activés.



- Cliquez sur [Manual Set].
La boîte de dialogue Manual Setting apparaît.
<IP Address>, <Subnet Mask>, <Gateway>, <HTTP Port>, et <VNP Port> de la caméra sont affichés avec les valeurs pré-réglées.



- Renseignez les informations nécessaires dans la sous-fenêtre <Address>.
 - MAC (Ethernet) Address : L'adresse MAC imprimée sur l'étiquette de la caméra est automatiquement affichée et ne nécessite aucun réglage utilisateur.

- ☒ Les paramètres liés à l'adresse IP ne peuvent être réglés lorsque DHCP n'est pas sélectionné.

connexion et configuration réseau

Si vous n'utilisez pas de Routeur large bande

Pour le réglage des options <IP Address>, <Subnet Mask> et <Gateway>, contactez votre administrateur réseau.

4. Renseignez les informations nécessaires dans la sous-fenêtre <Port>.

- HTTP Port : Permet d'accéder à la caméra à l'aide du navigateur Internet, réglé par défaut sur 80.
- VNP Port : Permet de contrôler le transfert du signal vidéo, réglé par défaut sur 4520.

5. Entrez le mot de passe.


Entrez le mot de passe du compte « admin » qui a été utilisé pour accéder à la caméra.

- Pour des raisons de sécurité, il est recommandé d'utiliser une combinaison de chiffres, de lettres majuscules et minuscules et caractères spéciaux pour votre mot de passe.

- Pour plus d'informations sur la modification du mot de passe, reportez-vous à l'aide en ligne de Web Viewer.

6. Cliquez sur [OK].

La configuration réseau manuelle est ainsi terminée.



Si vous utilisez un Routeur large bande

- IP Address : Entrez une adresse comprise dans la plage IP fournie par le Routeur large bande.

ex.) 192.168.1.2~254, 192.168.0.2~254, 192.168.XXX.2~254

- Subnet Mask : La valeur de <Subnet Mask> du Routeur large bande est identique à celle de l'option <Subnet Mask> de la caméra.

- Gateway : La valeur de <Local IP Address> du Routeur large bande est identique à celle de l'option <Gateway> de la caméra.

- Les réglages peuvent varier selon le modèle du Routeur large bande connecté. Pour obtenir de plus amples informations à ce sujet, reportez-vous au guide d'utilisation du routeur applicable.

- Pour plus d'informations sur la redirection de port du routeur large bande, reportez-vous à « Configuration de la Redirection de la Plage de Ports (Mappage de Ports) » (Page 27)



Si le Routeur large bande dispose de plusieurs caméras connectées

Configurez séparément les réglages IP et les réglages de port.

ex.)

	Catégorie	Caméra 1	Caméra 2
Réglages IP	IP Address	192.168.1.100	192.168.1.101
	Subnet Mask	255.255.255.0	255.255.255.0
	Gateway	192.168.1.1	192.168.1.1
Réglages de port	HTTP Port	8080	8081
	VNP Port	4520	4521

- Si l'option <HTTP Port> est réglée sur une valeur différente de 80, vous devrez indiquer le numéro du réglage <Port> dans la barre d'adresse du navigateur Internet pour pouvoir accéder à la caméra.

ex.) IP address : HTTP Port
http://192.168.1.100:8080

Configuration réseau automatique

Exécutez <IP Installer_v2.XX.exe> pour afficher la liste des résultats de la recherche de caméras.

Au démarrage initial, les deux options [Auto Set] et [Manual Set] sont grisées.

- Pour les caméras trouvées ayant un réglage IPv6, ces boutons sont grisés car ces caméras ne prennent pas en charge cette fonction.

1. Sélectionnez une caméra dans la liste de recherche.

Vérifiez l'adresse MAC de la caméra sur l'étiquette de la caméra. Les boutons [Auto Set] et [Manual Set] sont alors activés.

2. Cliquez sur [Auto Set].

La boîte de dialogue Auto Setting apparaît.

Les options <IP Address>, <Subnet Mask> et <Gateway> sont automatiquement réglées.

3. Entrez le mot de passe.

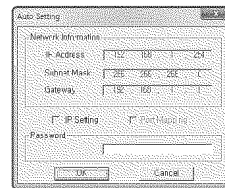
Entrez le mot de passe du compte « admin » qui a été utilisé pour accéder à la caméra.

- Pour des raisons de sécurité, il est recommandé d'utiliser une combinaison de chiffres, de lettres majuscules et minuscules et caractères spéciaux pour votre mot de passe.

- Pour plus d'informations sur la modification du mot de passe, reportez-vous à l'aide en ligne de Web Viewer.

4. Cliquez sur [OK].

La configuration réseau automatique est ainsi terminée.



CONFIGURATION DE L'ADRESSE IP DYNAMIQUE

Configuration de l'environnement IP Dynamique

- Exemple d'environnement IP Dynamique
 - Routeur large bande, disposant de caméras connectées, affecté à une adresse IP par le serveur DHCP
 - En cas de connexion directe de la caméra au modem via les protocoles DHCP
 - Adresses IP affectées par le serveur DHCP interne via le réseau LAN

Vérification de l'adresse IP Dynamique

- Exécutez le programme IP Installer sur l'ordinateur local de l'utilisateur.
Les caméras attribuées avec l'adresse <Dynamic IP> sont indiquées dans la liste.
- Sélectionnez une caméra parmi les résultats de la recherche.
- Cliquez sur le bouton [Manual Set] et vérifiez l'adresse <Dynamic IP> de la caméra.
Si vous désélectionnez <DHCP>, vous pouvez modifier la valeur de l'option IP en réglant sur <Static>.

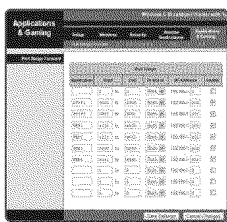


CONFIGURATION DE LA REDIRECTION DE LA PLAGE DE PORTS (MAPPAGE DE PORTS)

Si vous avez installé un Routeur large bande muni d'une caméra connectée, vous devrez régler la redirection de la plage de ports sur le Routeur large bande de sorte qu'un ordinateur distant puisse accéder à la caméra qui y est installée.

Redirection manuelle de la plage de ports

- Depuis le menu Setup du Routeur large bande, sélectionnez <Applications & Gaming> - <Port Range Forward>.
Pour le réglage de la redirection de la plage de ports sur un Routeur large bande tiers, reportez-vous au manuel d'utilisation du Routeur large bande concerné.
- Sélectionnez <TCP> et <UDP Port> pour chacune des caméras connectées au Routeur large bande.
Le nombre de ports à configurer sur le routeur IP doit être réglé en fonction du nombre de ports indiqué dans <Configuration> - <Basic> - <IP & Port> sur le visualiseur Web de la caméra.



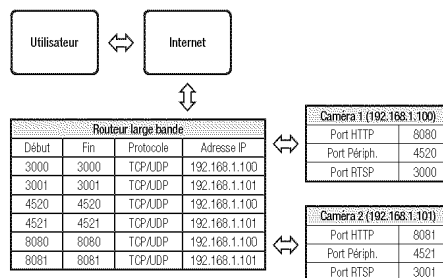
- Une fois terminé, cliquez sur [Save Settings].
Vos réglages seront ainsi sauvegardés.

- Les instructions des exemples ci-dessus sont basées sur le Routeur large bande de QSCO.
- Les réglages peuvent varier selon le modèle du Routeur large bande connecté.
Pour obtenir de plus amples informations à ce sujet, reportez-vous au guide d'utilisation du routeur applicable.

Réglage de la redirection de la plage de ports pour plusieurs caméras en réseau

- Vous pouvez définir une règle de redirection de port sur le périphérique du Routeur large bande via sa page Web de configuration.
- Un utilisateur peut modifier chaque port à l'aide de l'écran de réglage de la caméra.

Lorsque la Caméra 1 et la Caméra 2 sont connectées à un routeur :



- La redirection de port peut être réalisée sans paramétrage supplémentaire du routeur si celui-ci supporte la fonction UPnP.
Après avoir connecté la caméra réseau, cochez la case à cocher dans le menu <Connexion rapide> dans <DNS Wisenet> dans "Paramètres → Réseau → DDNS".

connexion et configuration réseau

CONNEXION À LA CAMÉRA DEPUIS UN ORDINATEUR LOCAL PARTAGÉ

1. Exécutez le programme d'installation IP.
Le système recherche les caméras connectées et en affiche la liste.
2. Double-cliquez sur une caméra pour y accéder.
Le navigateur Internet démarre et se connecte à la caméra.



* Vous pouvez aussi accéder à la caméra en tapant l'adresse IP de la caméra trouvée dans la barre d'adresse du navigateur Internet.



CONNEXION À LA CAMÉRA DEPUIS UN ORDINATEUR DISTANT VIA INTERNET

L'utilisation du programme d'installation IP sur un ordinateur à distance n'appartenant pas à la grappe du réseau du Routeur large bande n'est pas autorisé, les utilisateurs peuvent accéder aux caméras au sein du réseau du Routeur large bande en utilisant l'adresse URL DDNS de la caméra.

1. Avant de pouvoir accéder à une caméra depuis le réseau du Routeur large bande, vous devez régler la redirection des plages de port du Routeur large bande.
2. Depuis l'ordinateur distant, lancez le navigateur Internet et tapez l'adresse URL DDNS de la caméra ou l'adresse IP du Routeur large bande dans la barre d'adresse.
ex.) <http://ddns.hanwha-security.com/ID>



* Pour plus d'informations sur l'enregistrement du DDNS, reportez-vous au guide de configuration du réseau.

CONNEXION À LA CAMÉRA

Normalement, vous devez procéder comme suit

1. Lancez le navigateur Internet.
2. Tapez l'adresse IP de la caméra dans la barre d'adresse.
ex.) • Adresse IP (IPv4) : 192.168.1.100 →
http://192.168.1.100
- la boîte de dialogue de connexion devrait apparaître.
• Adresse IP (IPv6) : 2001:230:abcd:ffff:0000:0000:ffff:1111
→ http://[2001:230:abcd:ffff:0000:0000:ffff:1111] - la boîte de
dialogue de connexion devrait apparaître.



Si le numéro de port HTTP est différent de 80

1. Lancez le navigateur Internet.
2. Tapez l'adresse IP et le numéro de port HTTP de la caméra dans la barre d'adresse.
ex.) Adresse IP: 192.168.1.100:HTTP Numéro de port (8080)
→ http://192.168.1.100:8080 - la boîte de dialogue de connexion devrait apparaître.

Utilisation de l'adresse URL

1. Lancez le navigateur Internet.
2. Tapez l'adresse URL DDNS de la caméra dans la barre d'adresse.
ex.) Adresse URL : http://ddns.hanwha-security.com/ID
- la boîte de dialogue de connexion devrait apparaître.

 * La connexion réseau est désactivée dans un environnement uniquement LAN.

Se connecter via UPnP

1. Exécutez le système client ou d'exploitation afin de supporter le protocole UPnP.
2. Cliquez sur le nom de la caméra aux fins de recherche.
Dans le système d'exploitation Windows, cliquez sur le nom de la caméra recherchée dans le menu réseau.
- La fenêtre de connexion s'affiche.

Se connecter via Bonjour

1. Exécutez le système client ou d'exploitation afin de supporter le protocole Bonjour.
2. Cliquez sur le nom de la caméra pour recherche.
Sur le système d'exploitation Mac, cliquer sur le nom de la caméra lance la recherche depuis l'onglet Bonjour de Safari.
- La fenêtre de connexion s'affiche.

Vérification de l'adresse DDNS

Si la caméra est directement connectée à un modem de câble DHCP, à un modem DSL ou à un modem PPPoE, l'adresse IP de votre réseau sera modifiée à chaque fois que vous essayerez de vous connecter au serveur FSI (Fournisseur de services Internet).

Le cas échéant, vous ne serez pas informé du changement d'adresse IP par le serveur DDNS.

Une fois que vous enregistrez un périphérique dynamique basé sur IP sur le serveur <DDNS>, vous pouvez facilement vérifier l'adresse IP modifiée lorsque vous essayez d'accéder au périphérique.


http://ddns.hanwha-security.com et enregistrez tout d'abord votre périphérique puis réglez <Réseau> - <DDNS> de Web Viewer sur <Wisenet DDNS>. Renseignez également le champ <ID produit> avec la donnée utilisée pour l'enregistrement DDNS.

visionneur web

RÉGLAGE DU MOT DE PASSE

Lorsque vous accédez au produit pour la première fois, vous devez enregistrer le mot de passe de connexion.
Lorsque la fenêtre « **Confirm new password** » apparaît, saisissez le nouveau mot de passe.

1. Pour un nouveau mot de passe de 8 à 9 chiffres, vous devez utiliser au moins trois des éléments suivants : lettres majuscules / minuscules, chiffres et caractères spéciaux. Pour un mot de passe de 10 à 15 chiffres, vous devez utiliser au moins deux des types mentionnés.
 - Les caractères spéciaux qui sont autorisés : ~!@#%&'^(*)_+<=>[]
 - [] ?
2. Pour plus de sécurité, il n'est pas recommandé de répéter les mêmes caractères ou entrées clavier consécutives pour vos mots de passe.
3. Si vous avez perdu votre mot de passe, vous pouvez appuyer sur le bouton **[RESET]** pour initialiser le produit. Veuillez donc ne pas perdre votre mot de passe en utilisant un bloc-notes ou bien mémorisez-le.



LOGIN

Lorsque vous accédez à la caméra, la fenêtre de connexion apparaît.
Saisissez l'identifiant utilisateur et le mot de passe pour accéder à la caméra.

1. Entrez « **admin** » dans la zone de saisie de texte « **User Name** ».
L'identifiant de l'administrateur « **admin** » est fixe et ne peut être modifié.
 2. Saisissez le mot de passe dans le champ de saisie « **Password** ».
 3. Cliquez sur **[OK]**.
Si vous êtes connecté avec succès, vous verrez l'écran Live Viewer s'afficher.
1. Lorsque vous accédez à la visionneuse web de la caméra, accordez une attention particulière à la sécurité en vérifiant si les données d'image sont cryptées.
 2. Si vous sélectionnez l'option « **Remember my credentials** » après avoir entré votre saisie, vous serez automatiquement connecté sans être invité à entrer vos informations de connexion à votre prochaine connexion.
 3. Pour une qualité vidéo optimale, passez en affichage 100 %. La réduction du format de l'image peut couper l'image sur les bords.



SPÉCIFICATIONS DE PRISE EN CHARGE DE PLUG-IN POUR CHAQUE NAVIGATEUR

La visionneuse Web a une visionneuse Web intégrée et un plugin intégré et une nouvelle visionneuse Web sans plugin ensemble. Cela signifie que la visionneuse Web peut être utilisée même dans les environnements de navigateur modernes qui ne prennent pas en charge les plug-ins, tels que Chrome, EDGE et FireFox (Windows 64 bits uniquement). Il est recommandé d'installer le plugin dans le navigateur IE, ce qui permet l'installation du plugin. Les différences suivantes se produiront en fonction de l'environnement de votre navigateur :

- **Chrome, FireFox(Windows 64 bits uniquement), EDGE, Safari** : Bien qu'ils ne prennent pas en charge les plug-in, vous pouvez utiliser un visualiseur Web étant donné qu'un visualiseur Web sans plug-in est intégré.
 1. Étant donné que le visualiseur sans plug-in a des performances moins élevées par rapport au visualiseur avec plug-in, il existe une limite relative au suivi des profils de haute qualité et à la lecture des vidéos enregistrées. Pour surveiller les profils de haute qualité et les vidéos enregistrées, utilisez un visualiseur Web avec plug-in ou un visualiseur intelligent.
 - Un profil sans plug-in est automatiquement créé lorsqu'il y a un retard dans la vidéo en direct.
 - La lecture peut entraîner des retards, en fonction du codec et de la résolution.
 2. La fonction sans plug-in a été optimisée pour le navigateur Chrome.
- **IE browser** : Vous pouvez utiliser un visualiseur Web même si vous n'installez pas le visualiseur Web avec plug-in existant.
- 1. Vous devez installer un plug-in pour surveiller/lire aisément les vidéos enregistrées.

INSTALLATION DU MODULE WebViewer

Si vous essayez d'accéder à la visionneuse Web sans plug-in à partir du navigateur IE et de demander une vue en direct avec un codec autre que celui actuellement utilisé, ou demander d'utiliser la fonction de lecture vidéo enregistrée, un message d'installation apparaît. À ce stade, le plugin de la visionneuse Web doit être installé pour utiliser les fonctions normalement.

1. Lorsque vous accédez à une page de surveillance pour la toute première fois, la page d'installation s'affiche. Cliquez sur **[Click Here]** pour débiter l'installation.

 Si le téléchargement du fichier d'installation est suspendu à 99 % dans Internet Explorer, réessayez après avoir sélectionné « Libérer le filtre SmartScreen » dans « Outil → Filtre SmartScreen ».

2. Cliquez sur **[Run]** dans la fenêtre.

3. Cliquez sur **[Yes]** lorsque la fenêtre de notification indique que toutes les fenêtres du navigateur vont être fermées.

 Les étapes 4 et 5 seront ignorées si aucun module d'extension pour le navigateur n'est installé.

4. Lorsque l'ancienne version du module d'extension du navigateur Web est installée, une fenêtre de notification indique que cette dernière va être effacée.

Cliquez sur **[Yes]** lorsque la fenêtre de notification est affichée.


5. Cliquez sur **[OK]**.

L'ancienne version du module d'extension est supprimée.

6. Cliquez sur **[Install]** pour débiter l'installation du module d'extension du navigateur Web.

7. Cliquez sur **[Finish]**.

L'installation du module d'extension pour navigateur Web est achevée.

 Dans votre Internet Explorer, si vous avez besoin de passer à l'écran d'installation après l'installation du plug-in webviewer, vérifiez si webviewer_actvexpugin_lib.control dans le menu « Outils → Fonction de gestion complémentaire » est « activé ».

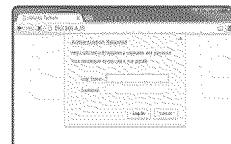
Si non, et si le problème persiste, alors sélectionnez « Outils → Options Internet → Général » et supprimez tous les enregistrements de la recherche.

Si le problème persiste, veuillez enregistrer l'adresse IP ou le domaine de votre caméra dans « Outils → Options Internet → Sécurité → Sites de confiance ».

UTILISER GRATUITEMENT UN PLUG-IN DE VISUALISEUR WEB

Si vous vous connectez à une caméra depuis Google Chrome, Mozilla Firefox, MS Edge ou le navigateur Web Safari, vous ne pouvez pas installer un plug-in distinct, mais vous pouvez visualiser et contrôler les vidéos de la caméra en temps réel, sans aucun plugin.

1. Entrez votre nom d'utilisateur et mot de passe pour vous connecter.
2. Lorsque vous êtes connecté, un écran de visualisation en direct de la caméra apparaît.



VISIONNEUR WEB

Pour configurer la caméra

1. Cliquez sur l'icône **[Configuration (⚙)]**.
2. La fenêtre de configuration apparaît.
3. Vous pouvez configurer les paramètres liés aux informations de base, à la vidéo, au réseau, à l'événement, à l'analyse et au système de la caméra sur le réseau.
4. Cliquez sur **<Aide (🔗)>** pour voir les descriptions détaillées de chaque fonction.

annexes

SPÉCIFICATIONS

Éléments		Description		
		LND-6010R/6020R/6030R	LND-6010R/6020R/6030R	LND-6010R/6020R/6030R
Vidéo	Système imageur	1/2.9" 2.19M CMOS		
	Nombre total de pixels	2,000(H) x 1,121(V)		
	Nombre de pixels réels	1,984(H) x 1,105(V)		
	Système de balayage	Progressif		
	Luminosité minimale	Couleur : 0.18Lux (1/30sec. F2.0), 0.003Lux (2sec. F2.0) N / B : 0Lux (LED IR allumée)		
Objectif	Longueur focale (facteur zoom)	LND-6010R/LND-6010R/LNV-6010R : 3mm LND-6020R/LND-6020R/LNV-6020R : 4mm LND-6030R/LND-6030R/LNV-6030R : 6mm		
	Ouverture relative maxi	F 2.0		
	Champ de vision angulaire	LND-6010R/LND-6010R/LNV-6010R : H : 102° / V : 54° / D : 120° LND-6020R/LND-6020R/LNV-6020R : H : 80° / V : 43° / D : 94° LND-6030R/LND-6030R/LNV-6030R : H : 51° / V : 29° / D : 58°		
	Distance minimale de l'objet à l'objectif	0.5m(1.64ft)		
	Type d'objectif	Fixe		
	Type montage	Type de carte		
	Plage de panoramique	0~350°	-	0~350°
Panoramique / Inclinaison / Rotation	Plage d'orientation	0~67°	-	0~67°
	Plage de rotation	0~355°	-	0~355°
Opérationnel	Longueur de vision	20m	30m	
	Titre de caméra	Désactivé / Actifé (jusqu'à 15 caractères affichés)		
	Jour et Nuit	Auto (ICR) / Couleur / N / B / Planification		
	Compensation de rétroéclairage	Désactivé / BLC / WDR		

Éléments	Description		
	LND-6010R/6020R/6030R	LND-6010R/6020R/6030R	LND-6010R/6020R/6030R
Opérationnel	Large gamme dynamique	120dB	
	Amélioration du contraste	SSDR (Désactivé / Actifé)	
	Réduction du bruit numérique	SSNR (Désactivé / Actifé)	
	Détection mouvement	Désactivé / Actifé (Zones de polygones 4ea)	
	Masque de confidentialité	Désactivé / Actifé (Zones de rectangle 6ea)	
	Contrôle du gain	Désactivé / Faible / Moyen / Élevé	
	Balance Blancs	ATW / AWC / Manuel / Intérieur / Extérieur	
	LDC (correction de la distorsion de l'objectif)	On / Off (5 niveaux avec Min/Max)	
	Vitesse d'obturateur électronique	Minimum / Maximum / Anti scintillement	
	Retourner/Miroir	Retourner / Miroir / Vue corridor	
Réseau	Analyse vidéo intelligente	Détection de mouvement, Altération	
	Déclenchements d'alarme	Détection de mouvements, détection de la trempe, erreur carte SD	
	Événements d'alarme	<ul style="list-style-type: none"> • Télétransmission de fichiers via FTP, E-mail • Notification par e-mail • Enregistrement de stockage local à l'événement 	
	Ethernet	RJ-45 (10/100BASE-T)	
	Format de compression vidéo	H.264, MJPEG	
	Résolution	1920x1080 / 1280x1024 / 1280x960 / 1280x720 / 1024x768 / 800x600 / 800x448 / 720x576 / 720x480 / 640x480 / 640x360 / 320x240	
	Vitesse d'enregistrement max.	H.265/H.264 - Max. 30fps pour toutes les résolutions MJPEG - Max. 1fps à 1920x1080/1280x1024/1280x720/1024x768, Max. 15fps à d'autres résolutions	
	WiseStream II	Assistance	
	Réglage de la qualité vidéo	H.264/MJPEG : Contrôle du niveau de débit binaire cible	

Éléments	Description		
	LND-6010R/6020R/6030R	LND-6010R/6020R/6030R	LND-6010R/6020R/6030R
Réseau	Méthode de contrôle du débit binaire	H.264 : CBR ou VBR MJPEG : VBR	
	Fonction de lecture en transit	Lecture en transit multiple (Jusqu'à 3 profils)	
	Audio I/O	-	
	Format de compression audio	-	
	Communication audio	-	
	IP	IPv4, IPv6	
	Protocoles	TCP/IP, UDP/IP, RTP(UDP), RTP(TCP), RTCP, RTSP, RTP, HTTP, HTTPS, SSL/TLS, DHCP, PPPoE, FTP, SMTP, ICMP, IGMP, SNMPv1/v2c/v3(MIB-2), ARP, DNS, DDNS, DoS, PIM-SM, UPnP, Bonjour	
	Sécurité	Authentification de l'identifiant HTTPS(SSL) Authentification de l'identifiant en abrégé Filtrage de l'adresse IP Journal d'accès des utilisateurs Authentification 802.1X (EAP-TLS, EAP-LEAP)	
	Méthode de lecture en transit	Diffusion individuelle / Multiple	
	Nombre maximal d'utilisateurs en accès	6 utilisateurs max en mode Diffusion individuelle	
	Edge storage	Micro SD/SDHC/SDXC (jusqu'à 32G) - Les images en mouvement enregistrées dans la carte mémoire SD/SDHC/SDXC peuvent être téléchargées. PC local pour un enregistrement instantané	
	Interface de programmation de l'application	ONVIF Profile S/G SUNAPI(HTTP API)	
	Langue de la page Web	Anglais, Français, Allemand, Espagnol, Italien, Chinois, Coréen, Russe, Japonais, Suédois, Portugais, Tchèque, Polonais, Turc, Néerlandais, Hongrois, Grec	

Éléments	Description		
	LND-6010R/6020R/6030R	LND-6010R/6020R/6030R	LND-6010R/6020R/6030R
Réseau	Web Viewer	Système d'exploitation pris en charge : Windows 7 / 8.1 / 10, MAC OS X 10.10, 10.11, 10.12 Visualiseur Web sans plug-in Navigateurs Web supportés : Google Chrome 63, MS Edge 41, Mozilla Firefox 57(Window 64bit uniquement), Apple Safari 11 (Mac OS X uniquement) Visualiseur avec plug-in Navigateurs Web supportés : MS Explorer 11	
	Logiciel de gestion centrale CMS	SmartViewer, SSM	
Environnemental	Température / Humidité de fonctionnement	-10°C ~ +55°C (14°F ~ +131°F) / Moins de 90 % d'humidité. * Le démarrage doit être effectué au-dessus de -20°C	-30°C ~ +55°C (-22°F ~ +131°F) / Moins de 90 % d'humidité
	Température / Humidité de stockage	-30°C ~ +60°C (-22°F ~ +140°F) / Moins de 90 % d'humidité relative	
	Protection captage	-	IP66
	Résistance au vandalisme	-	IK10
Électrique	Tension d'entrée / Courant	PoE (IEEE802.3at, Classe3)	
	Consommation d'énergie	6.5W	
Mécanique	Couleur / Matériau	Blanc/Plastique	Gris foncé/Plastique
	Dimensions (ØxH)	Ø110,0mm(4,33") x H86,0(3,39")mm	Ø58,6mm(2,31") x H182,0(7,17")mm
	Poids	230g(0,51lb)	240g(0,53lb)

annexes

Éléments	Description		
	LND-6070R	LNO-6070R	LNV-6070R
Vidéo	Système imageur	1/2,9" 2,19M CMOS	
	Nombre total de pixels	2,000(H) x 1,121(V)	
	Nombre de pixels réels	1,984(H) x 1,105(V)	
	Système de balayage	Progressif	
	Luminosité minimale	Couleur : 0.095Lux (1/30sec, F1.6), 0.003Lux (2sec, F1.6) N / B : OLux (LED IR allumée)	
Objectif	Longueur focale (facteur zoom)	3,2 – 10mm (3,1x) varifocal	
	Ouverture relative maxi	F1.6–2.9	
	Champ de vision angulaire	H : 101,6°(Wide) ~ 31,3°(Tele)	
		V : 54,1°(Wide) ~ 17,8°(Tele)	
		D : 120,6°(Wide) ~ 36,0°(Tele)	
	Distance minimale de l'objet à l'objectif	0.5m(1,64ft)	
	Contrôle de la mise au point	Manuel	
	Type d'objectif	DC auto iris	
Panoramique / Inclinaison / Rotation	Type montage	Type de carte	
	Plage de panoramique	0–350°	0–350°
	Plage d'orientation	0–67°	0–67°
	Plage de rotation	0–365°	0–365°
Opérationnel	Longueur de vision	20m	30m
	Titre de caméra	Désactivé / Activé (jusqu'à 15 caractères affichés)	
	Jour et Nuit	Auto (ICR) / Couleur / N / B / Planification	
	Compensation de rétroéclairage	Désactivé / BLC / WDR	

Éléments	Description		
	LND-6070R	LNO-6070R	LNV-6070R
Opérationnel	Large gamme dynamique	120dB	
	Amélioration du contraste	SSDR (Désactivé / Activé)	
	Réduction du bruit numérique	SSNR (Désactivé / Activé)	
	Détection mouvement	Désactivé / Activé (Zones de polygones 4ea)	
	Masque de confidentialité	Désactivé / Activé (Zones de rectangle 6ea)	
	Contrôle du gain	Désactivé / Faible / Moyen / Élevé	
	Balance Blancs	ATW / AWC / Manuel / Intérieur / Extérieur	
	LDC (correction de la distorsion de l'objectif)	On / Off (5 niveaux avec Min/Max)	
	Vitesse d'obturateur électronique	Minimum / Maximum / Anti scintillement	
	Retourner/Miroir	Retourner / Miroir / Vue corridor	
	Analyse vidéo intelligente	Détection de mouvement, Altération	
	Déclenchements d'alarme	Détection de mouvements, détection de la trempe, erreur carte SD	
Réseau	Événements d'alarme	<ul style="list-style-type: none"> • Télétransmission de fichiers via FTP, E-mail • Notification par e-mail • Enregistrement de stockage local à l'événement 	
	Ethernet	RJ-45 (10/100BASE-T)	
	Format de compression vidéo	H.264, MJPEG	
	Résolution	1920x1080 / 1280x1024 / 1280x960 / 1280x720 / 1024x768 / 800x600 / 800x448 / 720x576 / 720x480 / 640x480 / 640x360 / 320x240	
	Vitesse d'enregistrement max.	H.265/H.264 - Max. 30fps pour toutes les résolutions MJPEG - Max. 1fps à 1920x1080/1280x1024/1280x720/1024x768, Max. 15fps à d'autres résolutions	
	WiseStream II	Assistance	
	Réglage de la qualité vidéo	H.264/MJPEG : Contrôle du niveau de débit binaire cible	

Éléments	Description		
	LND-6070R	LNO-6070R	LNV-6070R
Réseau	Méthode de contrôle du débit binaire	H.264 : CBR ou VBR MJPEG : VBR	
	Fonction de lecture en transit	Lecture en transit multiple (Jusqu'à 3 profils)	
	Audio I/O	-	
	Format de compression audio	-	
	Communication audio	-	
	IP	IPv4, IPv6	
	Protocole	TCP/IP, UDP/IP, RTP(UDP), RTP(TCP), RTCP, RTSP, RTP, HTTP, HTTPS, SSL/TLS, DHCP, PPPoE, FTP, SMTP, ICMP, IGMP, SNMPv1/v2c/v3(MIB-2), ARP, DNS, DDNS, DoS, PIM-SM, UPnP, Bonjour	
	Sécurité	Authentification de l'identifiant HTTPS(SSL) Authentification de l'identifiant en abrégé Filtrage de l'adresse IP Journal d'accès des utilisateurs Authentification 802.1X (EAP-TLS, EAP-LEAP)	
	Méthode de lecture en transit	Diffusion individuelle / Multiple	
	Nombre maximal d'utilisateurs en accès	6 utilisateurs max en mode Diffusion individuelle	
	Edge storage	Micro SD/SDHC/SDXC (jusqu'à 32G) - Les images en mouvement enregistrées dans la carte mémoire SD/SDHC/SDXC peuvent être téléchargées. PC local pour un enregistrement instantané	
	Interface de programmation de l'application	ONVIF Profile S/G SUNAPI(HTTP API)	
	Langue de la page Web	Anglais, Français, Allemand, Espagnol, Italien, Chinois, Coréen, Russe, Japonais, Suédois, Portugais, Tchèque, Polonais, Turc, Néerlandais, Hongrois, Grec	

Éléments	Description		
	LND-6070R	LNO-6070R	LNV-6070R
Réseau	Web Viewer	Système d'exploitation pris en charge : Windows 7 / 8.1 / 10, MAC OS X 10.10, 10.11, 10.12 Visualiseur Web sans plug-in Navigateurs Web supportés : Google Chrome 63, MS Edge 41, Mozilla Firefox 57(Window 64bit uniquement), Apple Safari 11 (Mac OS X uniquement) Visualiseur avec plug-in Navigateurs Web supportés : MS Explorer 11	
	Logiciel de gestion centrale CMS	SmartViewer, SSM	
Environnemental	Température / Humidité de fonctionnement	-10°C ~ +55°C (14°F ~ +131°F) / Moins de 90 % d'humidité. * Le démarrage doit être effectué au-dessus de -20°C	-30°C ~ +55°C (-22°F ~ +131°F) / Moins de 90 % d'humidité
	Température / Humidité de stockage	-30°C ~ +60°C (-22°F ~ +140°F) / Moins de 90 % d'humidité relative	
	Protection captage	-	IP66
	Résistance au vandalisme	-	IK10
Électrique	Tension d'entrée / Courant	PoE (IEEE802.3at, Classe3)	
	Consommation d'énergie	6.5W	
Mécanique	Couleur / Matériau	Blanc/Plastique	Gris foncé/Plastique
	Dimensions (ØxH)	Ø119,8mm(4,72") x H68,8(3,89")mm	Ø137,8mm(5,43") x H106,1(4,18")mm
	Poids	274g(0,6lb)	380g(0,84lb)

annexes

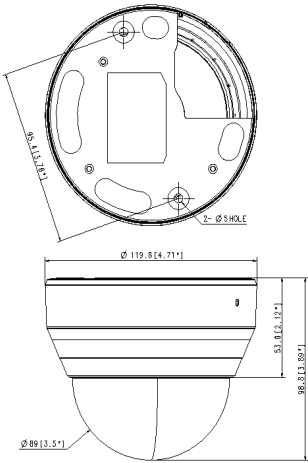
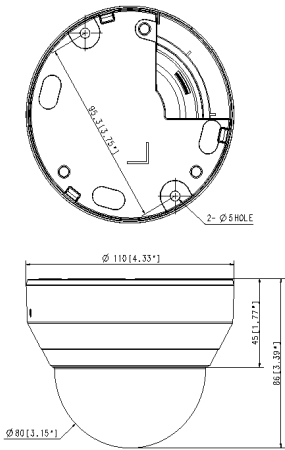
VUE DU PRODUIT

LND-6070R

Unité : mm (pouce)

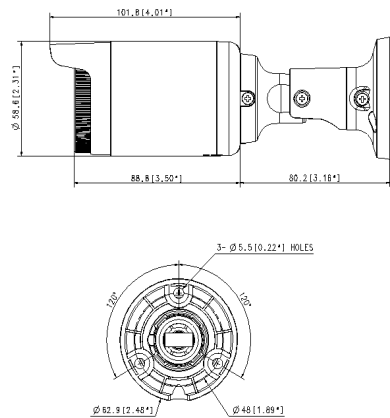
LND-6010R/6020R/6030R

Unité : mm (pouce)



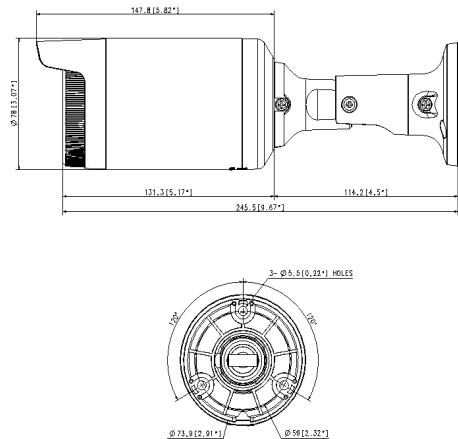
LNO-6010R/6020R/6030R

Unité : mm (pouce)



LNO-6070R

Unité : mm (pouce)



ANNEXES

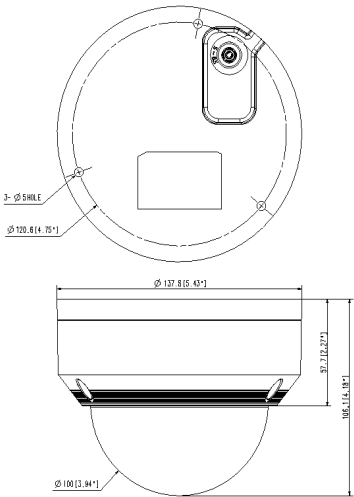
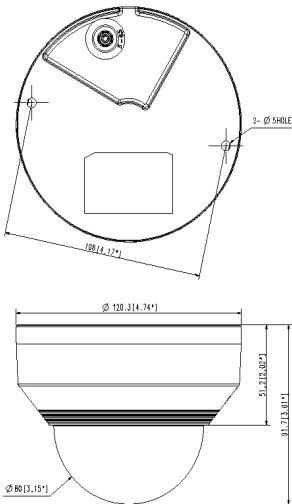
annexes

LNV-6010R/6020R/6030R

Unité : mm (pouce)

LNV-6070R

Unité : mm (pouce)



RÉSOLUTION DE PROBLÈMES

PROBLÈME	SOLUTION
Aucune vidéo n'est affichée lors de l'accès libre au visualiseur Web de plug-in sur Safari via HTTPS.	<ul style="list-style-type: none"> Dans la fenêtre d'authentification contextuelle affichée lors de l'accès initial à https, cliquez sur "Afficher certificat d'authentification" et sélectionnez l'option "Toujours taire confiance lors de la connexion à l'adresse IP du visualiseur Web désigné". Si le visualiseur Web ne peut toujours pas lire une vidéo après avoir sélectionné "Suivant" dans la fenêtre de message ci-dessous, appuyez sur la touche de commande + Q pour quitter le navigateur Safari puis recommencez et suivez les procédures indiquées ci-dessus.
Je n'ai pas accès à la caméra à partir d'un navigateur Internet.	<ul style="list-style-type: none"> Vérifier pour s'assurer que les paramètres de réseau de la caméra sont appropriés. Vérifier pour assurer que tous les câbles de réseau ont été correctement connectés. Si elle est connectée en utilisant DHCP, vérifier que la caméra peut acquérir des adresses IP dynamiques sans aucun problème. Si la caméra est connectée à un Routeur large bande, vérifier que le renvoi de port est configuré correctement.
Le visionneur a été déconnecté pendant le suivi.	<ul style="list-style-type: none"> Les visionneurs connectés se déconnectent à tout changement apporté à la caméra ou aux configurations de réseau. Vérifier toutes les connexions de réseau. Si la caméra est connectée par un réseau PPPoE, il est possible que le visionneur se déconnecte en raison de mauvaises conditions de réseau.
Aucune vidéo ne s'affiche lorsque l'utilisateur vient d'accéder au visualiseur Web ou qu'il se connecte directement avec le client.	<ul style="list-style-type: none"> Le nombre maximum de profils disponibles est de 3. La connexion peut être perdue si vous utilisez 4 ou plusieurs profils. Exemple) Si vous accédez à MJPEG, H.264 et H.264 (Profils avec des paramètres différents), puis accédez avec un profil différent, la connexion sera perdue.
La caméra connectée au réseau n'est pas détectée dans le programme d'installateur IP.	<ul style="list-style-type: none"> Désactiver les paramètres de pare-feu sur votre PC et chercher de nouveau la caméra.
Chevauchement d'images.	<ul style="list-style-type: none"> Vérifier si une ou plusieurs caméras sont configurée à une adresse multidiffusion unique au lieu d'adresses différentes. Si une adresse unique est utilisée pour des caméras multiples, les images peuvent se chevaucher.
Aucune image n'apparaît.	<ul style="list-style-type: none"> Si la méthode de transmission est configurée sur multidiffusion, vérifier s'il y a un routeur qui prend en charge la multidiffusion dans le LAN sur lequel la caméra est connectée.

PROBLÈME	SOLUTION
Le fichier n'est pas transféré vers la boîte e-mail même si un événement de détection de mouvements est généré avec la fonction <Détection mvmt> réglée sur <Activer> sur la page <Événement>.	<ul style="list-style-type: none"> Vérifiez les réglages selon la séquence suivante : <ul style="list-style-type: none"> A. Vérifiez les réglages <Date et heures>. B. L'option <Détection mvmt> doit être réglée sur <Activer>. C. Vérifiez si l'option <E-mail> du menu <Config. évén.> est cochée avant utilisation.
Impossible d'effectuer un enregistrement sur la carte mémoire Micro SD.	<ul style="list-style-type: none"> Vérifiez que la carte mémoire n'est pas défectueuse.
La carte mémoire Micro SD est insérée mais la caméra ne fonctionne pas correctement.	<ul style="list-style-type: none"> Vérifiez si la carte mémoire est insérée dans le bon sens. Le fonctionnement des cartes mémoire formatées sur d'autres appareils n'est pas garanti sur cette caméra. Formatez la carte mémoire à nouveau sous le menu <Configuration> → <Événement> → <Stockage>.

OPEN SOURCE ANNOUNCEMENT

GPL/LGPL software license

The software included in this product contains copyrighted software that is licensed under the GNU/LGPL. You may obtain the complete Corresponding Source code from us for a period of three years after our last shipment of this product by sending email to help.cctv@nanafa.com. If you want to obtain the complete Corresponding Source code in the physical medium such as CD-ROM, the cost of physically performing source distribution might be charged.

GPL SW

Component Name	License	URL
Base Kernel	GPL 2.0	
Busybox	GPL 2.0	http://www.busybox.net/downloads/inapshots
iproute2-4.3.0	GPL 2.0	
iptables-1.4.21	GPL 2.0	http://ftp.netfilter.org/pub/iptables
ethtool-4.2	GPL 2.0	
mt-d-1.5.2	GPL 2.0	ftp://ftp.infrastruct.org/pub/mt-d-kills
mti-diag-2.11	GPL 2.0	
rp-pppoe-3.11	GPL 2.0	http://www.compingenguin.com/rp-pppoe/
wpa_supplicant-2.5	GPL 2.0	
bash-4.3.30	GPL 3.0	
zseroconf	GPL 2.0	

LGPL SW

Component Name	License	URL
glibc	LGPL 2.0	
libtinfo	LGPL 3.0	
naon-0.29.6	LGPL 2.0	http://www.webdav.org/neon/

GNU GENERAL PUBLIC LICENSE

Version 2, June 1991
Copyright (C)1989, 1991 Free Software Foundation, Inc. 51 Franklin Street, Fifth Floor, Boston, MA 02110-1301, USA
Everyone is permitted to copy and distribute verbatim copies of this license document, but changing it is not allowed.

Preamble

The licenses for most software are designed to take away your freedom to share and change it. By contrast, the GNU General Public License is intended to guarantee your freedom to share and change free software—to make sure the software is free for all its users. The General Public License applies to most of the Free Software Foundation's software and to any other program whose authors commit to using it. (Some other Free Software Foundation software is covered by the GNU Lesser General Public License instead.) You can apply it to your programs, too. When we speak of free software, we are referring to freedom, not price. Our General Public Licenses are designed to make sure that you have the freedom to distribute copies of free software (and charge for the service if you wish), that you receive source code or can get it if you wish it, that you can change the software or use pieces of it in new free programs, and that you know you can do these things.

To protect your rights, we need to make restrictions that forbid anyone to deny you these rights or to ask you to surrender the rights. These restrictions translate to certain responsibilities for you if you distribute copies of the software, or if you modify it.

For example, if you distribute copies of such a program, whether gratis or for a fee, you must give the recipients all the rights that you have.

You must make sure that they, too, receive or can get the source code. And you must show them these terms so they know their rights. We protect your rights with two steps:

(1) Copyright the software, and (2) Offer you this license which gives you legal permission to copy, distribute and/or modify the software. Also, for each author's protection and ours, we want to make certain that everyone understands that there is no warranty for this free software. If the software is modified by someone else and passed on, we want its recipients to know that what they have is not the original, so that any problems introduced by others will not reflect on the original authors' reputations.

Finally, any free program is threatened constantly by software patents. We wish to avoid the danger that redistributors of a free program will individually obtain patent licenses, in effect making the program proprietary. To prevent this, we have made it clear that any patent must be licensed for everyone's free use or not licensed at all. The precise terms and conditions for copying, distribution and modification follow.

TERMS AND CONDITIONS FOR COPYING, DISTRIBUTION AND MODIFICATION

Version 2, June 1991 Copyright (C) 1989, 1991 Free Software Foundation, Inc. 51 Franklin St

0. This License applies to any program or other work which contains a notice placed by the copyright holder saying it may be distributed under the terms of this General Public License.

The "Program", below, refers to any such program or work, and a "work based on the Program" means either the Program or any derivative work under copyright law; that is to say, a work containing the Program or a portion of it, either verbatim or with modifications and/or translated into another language. (Hereinafter, translation is included without limitation in the term "modification".) Each licensee is addressed as "you". Activities other than copying, distribution and modification are not covered by this License; they are outside its scope. The act of running the Program is not restricted, and the output from the Program is covered only if its contents constitute a work based on the Program (independent of having been made by running the Program). Whether that is true depends on what the Program does.

1. You may copy and distribute verbatim copies of the Program's source code as you receive it, in any medium, provided that you conspicuously and appropriately publish on each copy an appropriate copyright notice and disclaimer of warranty; keep intact all the notices that refer to this License and to the absence of any warranty; and give any other recipients of this Program a copy of this License along with the Program. You may charge a fee for the physical act of transferring a copy, and you may at your option offer warranty protection in exchange for a fee.

2. You may modify your copy or copies of the Program or any portion of it, thus forming a work based on the Program, and copy and distribute such modifications or work under the terms of Section 1 above, provided that you also meet all of these conditions:

- a) You must cause the modified files to carry prominent notices stating that you changed the files and the date of any change.
- b) You must cause any work that you distribute or publish, that in whole or in part contains or is derived from the Program or any part thereof, to be licensed as a whole at no charge to all third parties under the terms of this License.
- c) If the modified program normally reads commands interactively when run, you must cause it, when started running for such interactive use in the most ordinary way, to print or display an announcement including an appropriate copyright notice and a notice that there is no warranty (or else, saying that you provide a warranty) and that users may redistribute the program under these conditions, and telling the user how to view a copy of this License. (Exception: if the Program itself is interactive but does not normally print such an announcement, your work based on the Program is not required to print an announcement.)

These requirements apply to the modified work as a whole. If identifiable sections of that work are not derived from the Program, and can be reasonably considered independent and separate works in themselves, then this License, and its terms, do not apply to those sections when you distribute them as separate works. But when you distribute the same sections as part of a whole which is a work based on the Program, the distribution of the whole must be on the terms of this License, whose permissions for other licensees extend to the entire whole, and thus to each and every part regardless of who wrote it.

Thus, it is not the intent of this section to claim rights or contest your rights to work written entirely by you; rather, the intent is to exercise the right to control the distribution of derivative or collective works based on the Program. In addition, mere aggregation of another work not based on the Program with the Program (or with a work based on the Program) in a volume or a storage or distribution medium, does not bring the other work under the scope of this License.

3. You may copy and distribute the Program (or a work based on it, under Section 2) in object code or executable form under the terms of Sections 1 and 2 above provided that you also do one of the following:

- a) Accompany it with the complete corresponding machine-readable source code, which must be distributed under the terms of Sections 1 and 2 above on a medium customarily used for software interchange; or,
- b) Accompany it with a written offer, valid for at least three years, to give any third party, for a charge no more than your cost of physically performing source distribution, a complete machine-readable copy of the corresponding source code, to be distributed under the terms of Sections 1 and 2 above on a medium customarily used for software interchange; or,
- c) Accompany it with the information you received as to the offer to distribute corresponding source code. (This alternative is allowed only for noncommercial distribution and only if you received the program in object code or executable form with such an offer, in accord with Subsection b) above.) The source code for a work means the preferred form of the work for making modifications to it. For an executable work, complete source code means all the source code for all modules it contains, plus any associated interface definition files, plus the scripts used to control compilation and installation of the executable. However, as a special exception, the source code distributed need not include anything that is normally distributed in either source or binary form with the major

components (compiler, kernel, and so on) of the operating system on which the executable runs, unless that component itself accompanies the executable. If distribution of executable or object code is made by offering access to copy from a designated place, then offering equivalent access to copy the source code from the same place counts as distribution of the source code, even though third parties are not compelled to copy the source along with the object code.

4. You may not copy, modify, sublicense, or distribute the Program except as expressly provided under this License. Any attempt otherwise to copy, modify, sublicense or distribute the Program is void, and will automatically terminate your rights under this License.

However, parties who have received copies, or rights, from you under this License will not have their licenses terminated so long as such parties remain in full compliance.

5. You are not required to accept this License, since you have not signed it. However, nothing else grants you permission to modify or distribute the Program or its derivative works.

These actions are prohibited by law if you do not accept this License. Therefore, by modifying or distributing the Program (or any work based on the Program), you indicate your acceptance of this License to do so, and all its terms and conditions for copying, distributing or modifying the Program or works based on it.

6. Each time you redistribute the Program (or any work based on the Program), the recipient automatically receives a license from the original licensor to copy, distribute or modify the Program subject to these terms and conditions. You may not impose any further restrictions on the recipients' exercise of the rights granted herein. You are not responsible for enforcing compliance by third parties to this License.

7. If, as a consequence of a court judgment or allegation of patent infringement or for any other reason (not limited to patent issues), conditions are imposed on you (whether by court order, agreement or otherwise) that contradict the conditions of this License, they do not excuse you from the conditions of this License. If you cannot distribute so as to satisfy simultaneously your obligations under this License and any other pertinent obligations, then as a consequence you may not distribute the Program at all.

For example, if a patent license would not permit copyright holders of the Program by all those who receive copies directly or indirectly through you, then the only way you could satisfy both it and this License would be to refrain entirely from distribution of the Program.

If any portion of this section is held invalid or unenforceable under any particular circumstance, the balance of the section is intended to apply and the section as a whole is intended to apply in other circumstances. It is not the purpose of this section to induce you to infringe any patents or other property right claims or to contest the validity of any such claims; this section has the sole purpose of protecting the integrity of the free software distribution system, which is implemented by public license practices. Many people have made generous contributions to the wide range of software distributed through that system in reliance on consistent application of that system; it is up to the author/donor to decide if he or she is willing to distribute software through any other system and a licensee cannot impose that choice. This section is intended to make thoroughly clear what is believed to be a consequence of the rest of this License.

8. If the distribution and/or use of the Program is restricted in certain countries either by patents or by copyrighted interfaces, the original copyright holder who places the Program under this License may add an explicit geographical distribution limitation excluding those countries, so that distribution is permitted only in or among countries not thus excluded. In such case, this License incorporates the limitation as if written in the body of this License.

9. The Free Software Foundation may publish revised and/or new versions of the General Public License from time to time. Such new versions will be similar in spirit to the present version, but may differ in detail to address new problems or concerns. Each version is given a distinguishing version number. If the Program specifies a version number of this License which applies to it and "any later version", you have the option of following the terms and conditions either of that version or of any later version published by the Free Software Foundation. If the Program does not specify a version number of this License, you may choose any version ever published by the Free Software Foundation.

10. If you wish to incorporate parts of the Program into other free programs whose distribution conditions are different, write to the author to ask for permission. For software which is copyrighted by the Free Software Foundation, write to the Free Software Foundation; we sometimes make exceptions for this. Our decision will be guided by the two goals of preserving the free status of all derivatives of our free software and of promoting the sharing and reuse of software generally.

NO WARRANTY

11. BECAUSE THE PROGRAM IS LICENSED FREE OF CHARGE, THERE IS NO WARRANTY FOR THE PROGRAM, TO THE EXTENT PERMITTED BY APPLICABLE LAW. EXCEPT WHEN OTHERWISE STATED IN WRITING, THE COPYRIGHT HOLDERS AND/OR OTHER PARTIES PROVIDE THE PROGRAM "AS-IS" WITHOUT WARRANTY OF ANY KIND, EITHER EXPRESSED OR IMPLIED, INCLUDING, BUT NOT LIMITED TO, THE IMPLIED WARRANTIES OF MERCHANTABILITY AND FITNESS FOR A PARTICULAR PURPOSE. THE ENTIRE RISK AS TO THE QUALITY AND PERFORMANCE OF THE PROGRAM IS WITH YOU. SHOULD THE PROGRAM PROVE DEFECTIVE, YOU ASSUME THE COST OF ALL NECESSARY SERVICING, REPAIR OR CORRECTION.

12. IN NO EVENT UNLESS REQUIRED BY APPLICABLE LAW OR AGREED TO IN WRITING WILL ANY COPYRIGHT HOLDER, OR ANY OTHER PARTY WHO MAY MODIFY AND/OR REDISTRIBUTE DAMAGES, INCLUDING ANY GENERAL, SPECIAL, INCIDENTAL OR CONSEQUENTIAL DAMAGES ARISING OUT OF THE USE OR INABILITY TO USE THE PROGRAM (INCLUDING BUT NOT LIMITED TO LOSS OF DATA OR DATA BEING RENDERED INACCURATE OR LOSSES SUSTAINED BY YOU OR THIRD PARTIES OR A FAILURE OF THE PROGRAM TO OPERATE WITH ANY OTHER PROGRAMS), EVEN IF SUCH HOLDER OR OTHER PARTY HAS BEEN ADVISED OF THE POSSIBILITY OF SUCH DAMAGES.

END OF TERMS AND CONDITIONS

How to Apply These Terms to Your New Programs: If you develop a new program, and you want it to be of the greatest possible use to the public, the best way to achieve this is to make it free software which everyone can redistribute and change under these terms. To do so, attach the following notices to the program. It is safest to attach them to the start of each source file to most effectively convey the exclusion of warranty; and each file should have at least the "copyright" line and a pointer to where the full notice is found. one line to give the program's name and an idea of what it does.

Copyright (C)yyyy name of author
This program is free software; you can redistribute it and/or modify it under the terms of the GNU General Public License as published by the Free Software Foundation; either version 2 of the License, or (at your option) any later version.
The program is distributed in the hope that it will be useful, but WITHOUT ANY WARRANTY; without even the implied warranty of MERCHANTABILITY or FITNESS FOR A PARTICULAR PURPOSE. See the GNU General Public License for more details.
You should have received a copy of the GNU General Public License along with this program; if not, write to the Free Software Foundation, Inc., 51 Franklin Street, Fifth Floor, Boston, MA 02110-1301, USA.
Also add information on how to contact you by electronic and paper mail. If the program is interactive, make it output a short notice like this when it starts in an interactive mode:
Gnomonicon version 09; Copyright (C) year name of author
Gnomonicon comes with ABSOLUTELY NO WARRANTY; for details type 'show w'. This is free software, and you are welcome to redistribute it under certain conditions; type 'show c' for details.
The hypothetical commands 'show w' and 'show c' should show the appropriate parts of the General Public License. Of course, the commands you use may be called something other than 'show w' and 'show c'; they could even be mouse-clicks or menu items-- whatever suits your program.

You should also get your employer (if you work as a programmer) or your school, if any, to sign a "copyright disclaimer" for the program if necessary. Here is a sample; alter the names:

Yoyodyne, Inc. hereby disclaims all copyright interest in the program "Gnomonicon" (which makes passes of compilers) written by James Hacker, signature of Ty Coon, 1 April 1989 Ty Coon, President of Vice
This General Public License does not permit incorporating your program into proprietary programs. If your program is a sub-library, you may consider it more useful to permit linking proprietary applications with the library. If this is Lixhachai youu want to do, use the GNU Lesser General Public License instead of this License.

GNU GENERAL PUBLIC LICENSE

Version 3, 29 June 2007
Copyright (C) 2007 Free Software Foundation, Inc. <http://fsf.org/>
Everyone is permitted to copy and distribute verbatim copies of this license document, but changing it is not allowed.

Preamble

The GNU General Public License is a free, copyleft license for software and other kinds of works. The licenses for most software and other practical works are designed to take away your freedom to share and change the works. By contrast, the GNU General Public License is intended to guarantee your freedom to share and change all versions of a program--to make sure it remains free software for all its users.

We, the Free Software Foundation, use the GNU General Public License for most of our software; it applies also to any other work released this way by its authors.

You can apply it to your programs, too. When we speak of free software, we are referring to freedom, not price. Our General Public Licenses are designed to make sure that you have the freedom to distribute copies of free software (and charge for them if you wish), that you receive source code or can get it if you want it, that you can change the software or use pieces of it in new free programs, and that you know you can do these things.

To protect your rights, we need to prevent others from denying you these rights or asking you to surrender the rights. Therefore, you have certain responsibilities if you distribute copies of the software, or if you modify it: responsibilities to respect the freedom of others. For example, if you distribute copies of such a program, whether gratis or for a fee, you must pass on to the recipients the same freedoms that you received. You must make sure that they, too, receive or can get the source code. And you must show them these terms so they know their rights. Developers that use the GNU GPL protect your rights with two steps: (1) assert copyright on the software, and (2) offer you this License giving you legal permission to copy, distribute and/or modify it. For the developers' and authors' protection, the GPL clearly explains that there is no warranty for this free software. For both users' and authors' sake, the GPL requires that modified versions be marked as changed, so that their problems will not be attributed erroneously to authors of previous versions. Some devices are designed to deny users access to install or run modified versions of the software inside them, although the manufacturer can do so. This is fundamentally incompatible with the aim of protecting users' freedom to change the software. The systematic pattern of such abuse occurs in the area of products for individuals to use, which is precisely where it is most unacceptable. Therefore, we have designed this version of the GPL to prohibit the practice for those products. If such problems arise substantially in other domains, we stand ready to extend this provision to those domains in future versions of the GPL, as needed to protect the freedom of users.

Finally, every program is threatened constantly by software patents. States should not allow patents to restrict development and use of software on general-purpose computers, but in those that do, we wish to avoid the special anger that patents applied to a free program could make it effectively proprietary. To prevent this, the GPL assures that patents cannot be used to render the program non-free. We provide terms and conditions for copying, distribution and modification below.

TERMS AND CONDITIONS

0. Definitions.

"This License" refers to version 3 of the GNU General Public License.
Copyright "also means copyright-like laws that apply to other kinds of works, such as semiconductor masks. "The Program" refers to any copyrightable work licensed under this License. Each licensee is addressed as "you". "Licenseses" and "licensees" may be individuals or organizations.
To "modify" a work means to copy from or adapt all or part of the work in a fashion requiring copyright permission, other than the making of an exact copy. The resulting work is called a "modified version" of the earlier work or a work "based on" the earlier work.
A "covered work" means either the unmodified Program or a work based on the Program.
To "propagate" a work means to do anything with it that, without permission, would make you directly or secondarily liable for infringement under applicable copyright law, except executing it on a computer or modifying a private copy.
Propagation includes copying, distribution with or without modifications, making available to the public, and in some countries other activities as well.
To "convey" a work means any kind of propagation that enables other parties to make or receive copies. Mere interaction with a user through a computer network, with no transfer of a copy, is not conveying. An interactive user interface displays "Appropriate Legal Notices" to the extent that it includes a convenient and prominently visible feature that (1) displays an appropriate copyright notice, and (2) tells the user that there is no warranty for the work (except to the extent that warranties are provided), that licensees may convey the work under this License, and how to view a copy of this License. If the interface presents a list of user commands or options, such as a menu, a prominent item in the list meets this criterion.

1. Source Code.

The "source code" for a work means the preferred form of the work for making modifications to it. "Object code" means any non-source form of a work.
A "Standard Interface" means an interface that either is an official standard defined by a recognized standards body, or in the case of interfaces specified for a particular programming language, one that is widely used among developers working in that language.
The "System Libraries" of an executable work include anything, other than the work as a whole, that (a) is included in the normal form of packaging a Major Component, but which is not part of that Major Component, and (b) serves only to enable use of the work with that Major Component, or to implement a Standard Interface for which an implementation is available to the public in source code form. A "Major Component" in this context means a major essential component (kernel, window system, and so on) of the specific operating system (if any) on which the executable work runs, or a compiler used to produce the work, or an object code interpreter used to run it.
The "Corresponding Source" for a work in object code form means all the source code needed to generate, install, and (for an executable work) run the object code and to modify the work, including scripts to control those activities.
However, it does not include the work's System Libraries, or general-purpose tools or generally available free programs which are used unmodified in performing those activities but which are not part of the work. For example, Corresponding Source includes interface definition files associated with source files for the work, and the source code for shared libraries and dynamically-linked subprograms that the work is specifically designed to require, such as by intimate data communication or control flow between those subprograms and other parts of the work.
The Corresponding Source need not include anything that users can regenerate automatically from other parts of the Corresponding Source. The Corresponding Source for a work in source code form is that same work.

2. Basic Permissions.

All rights granted under this License are granted for the term of copyright on the Program, and are irrevocable provided the stated conditions are met. This License explicitly affirms your unlimited permission to run the unmodified Program. The output from running a covered work is covered by this License only if the output, given its context, constitutes a covered work. This License acknowledges your rights of fair use or other equivalent, as provided by copyright law.

You may make, run and propagate covered works that you do not convey, without conditions so long as your license otherwise remains in force. You may convey covered works to others for the sole purpose of having them make modifications exclusively for you, or provide you with facilities for running those works, provided that you comply with the terms of this License in conveying all material for which you do not control copyright. Those thus making or running the covered works for you must do so exclusively on your behalf, under your direction and control, on terms that prohibit them from making any copies of your copyrighted material outside their relationship with you. Conveying under any other circumstances is permitted solely under the conditions stated below. Subsection 10 is not allowed; section 10 makes it unnecessary.

3. Protecting Users' Legal Rights From Anti-Circumvention Law.

No covered work shall be deemed part of an effective technological measure under any applicable law fulfilling obligations under article 11 of the WIPO copyright treaty adopted on 20 December 1996, or similar laws prohibiting or restricting circumvention of such measures.

When you convey a covered work, you waive any legal power to forbid circumvention of technological measures to the extent such circumvention is effected by exercising rights under this License with respect to the covered work, and you disclaim any intention to limit operation or modification of the work as a means of enforcing, against the work's users, your or third parties' legal rights to forbid circumvention of technological measures.

4. Conveying Verbatim Copies.

You may convey verbatim copies of the Program's source code as you receive it, in any medium, provided that you conspicuously and appropriately publish on each copy an appropriate copyright notice; keep intact all notices stating that this License and any non-permissive terms added in accord with section 7 apply to the code; keep intact all notices of the absence of any warranty; and give all recipients a copy of this License along with the Program. You may charge any price or no price for each copy that you convey, and you may offer support or warranty protection for a fee.

5. Conveying Modified Source Versions.

You may convey a work based on the Program, or the modifications to produce it from the Program, in the form of source code under the terms of section 4, provided that you also meet all of these conditions:

- a) The work must carry prominent notices stating that you modified it, and giving a relevant date.
- b) The work must carry prominent notices stating that it is released under this License and any conditions added under section 7. This requirement modifies the requirement in section 4 to "keep intact all notices".
- c) You must license the entire work, as a whole, under this License to anyone who comes into possession of a copy. This License will therefore apply, along with any applicable section 7 additional terms, to the whole of the work, and all its parts, regardless of how they are packaged. This license gives no permission to license the work in any other way, but it does not invalidate such permission if you have separately received it.
- d) If the work has interactive user interfaces, each must display Appropriate Legal Notices; however, if the Program has interactive interfaces that do not display Appropriate Legal Notices, your work need not make them do so. A compilation of a covered work with other separate and independent works, which are not by their nature extensions of the covered work, and which are not combined with it such as to form a larger program, in or on a volume of a storage or distribution medium, is called an "aggregate" if the compilation and its resulting copyright are not used to limit the access or legal rights of the compilation's users beyond what the individual works permit. Inclusion of a covered work in an aggregate does not cause this License to apply to the other parts of the aggregate.

6. Conveying Non-Source Forms.

You may convey a covered work in object code form under the terms of sections 4 and 5, provided that you also convey the machine-readable Corresponding Source under the terms of this License, in one of these ways:

- a) Convey the object code in, or embodied in, a physical product (including a physical distribution medium), accompanied by the Corresponding Source stored on a durable physical medium customarily used for software interchange.
- b) Convey the object code in, or embodied in, a physical product (including a physical distribution medium), accompanied by a written offer, valid for at least three years and valid for as long as you offer spare parts or customer support for that product model, to give anyone who possesses the object code either (1) a copy of the Corresponding Source for all the software in the product that is covered by this License, on a durable physical medium customarily used for software interchange, for a price no more than your reasonable cost of physically performing this conveying of source, or (2) access to copy the Corresponding Source from a network server at no charge.
- c) Convey individual copies of the object code with a copy of the written offer to provide the corresponding Source. This alternative is allowed only occasionally and noncommercially, and only if you received the object code with such an offer, in accord with subsection 6b.
- d) Convey the object code by offering access from a designated place (gratis or for a charge), and offer equivalent access to the Corresponding Source in the same way through the same place at no further charge. You need not require recipients to copy the Corresponding Source along with the object code. If the place to copy the object code is a network server, the Corresponding Source may be on a different server (operated by you or a third party) that supports equivalent copying facilities, provided you maintain clear directions next to the object code saying where to find the Corresponding Source. Regardless of what server hosts the Corresponding Source, you remain obligated to ensure that it is available for as long as needed to satisfy these requirements.
- e) Convey the object code using peer-to-peer transmission, provided you inform other peers where the object code and Corresponding Source of the work are being offered to the general public in no charge under subsection 6d. A separate portion of the object code, whose source code is excluded from the Corresponding Source as a System Library, need not be included in conveying the object code work. A "User Product" is either (1) a "consumer product", which means any tangible personal property which is normally used for personal, family, or household purposes, or (2) anything designed or sold for incorporation into a dwelling. In determining whether a product is a consumer product, doubtful cases shall be resolved in favor of coverage. For a particular product received by a particular user, "normally used" refers to a typical or common use of that class of product, regardless of the status of the particular user or of the way in which the particular user actually uses, or expects or is expected to use, the product. A product is a consumer product regardless of whether the product has substantial commercial, industrial or non-consumer uses, unless such uses represent the only significant mode of use of the product.

"Installation Information" for a User Product means any methods, procedures, authorization keys, or other information required to install and execute modified versions of a covered work in that User Product from a modified version of its Corresponding Source. The information must suffice to ensure that the continued functioning of the modified object code is in no way prevented or interfered with solely because modification has been made. If you convey an object code work under this section in, or with, or specifically for use in, a User Product, and the conveying occurs as part of a transaction in which the right of possession and use of the User Product is transferred to the recipient in perpetuity or for a fixed term regardless of how the transaction is characterized, the Corresponding Source conveyed under this section must be accompanied by the Installation Information. But this requirement does not apply if neither you nor any third party retains the ability to install modified object code on the User Product (for example, the work has been installed in ROM).

The requirement to provide Installation Information does not include a requirement to continue to provide support service, warranty, or updates for a work that has been modified or installed by the recipient, or for the User Product in which it has been modified or installed. Access to a network may be denied when the modification itself materially and adversely affects the operation of the network or violates the rules and protocols for communication across the network. Corresponding Source conveyed, and Installation Information provided, in accord with this section must be in a format that is publicly documented (and with an implementation available to the public in source code form), and must require no special password or key for unpacking, modifying or copying.

7. Additional Terms.

Additional permissions are terms that supplement the terms of this License by making exceptions from one or more of its conditions. Additional permissions that are applicable to the entire Program shall be treated as though they were included in this License, to the extent that they are valid under applicable law. If additional permissions apply only to part of the Program, that part may be used separately under those permissions, but the entire Program remains governed by this License without regard to the additional permissions. When you convey a copy of a covered work, you may at your option remove any additional permissions from that copy, or from any part of it. Additional permissions may be written to require that own removal in certain cases when you modify the work. You may place additional permissions on material, added by you to a covered work, for which you have or can give appropriate copyright permission. Notwithstanding any other provision of this License, for material you add to a covered work, you may (if authorized by the copyright holders of that material) supplement the terms of this License with terms:

- a) Disclaiming warranty or limiting liability differently from the terms of sections 15 and 16 of this License; or
- b) Requiring preservation of specified reasonable legal notices or author attributions in that material or in the Appropriate Legal Notices displayed by works containing it; or
- c) Prohibiting retransmission of the origin of that material, or requiring that modified versions of such material be marked in reasonable ways as different from the original version; or
- d) Limiting the use for publicity purposes of names of licensors or authors of the material; or
- e) Declining to grant rights under trademark law for use of some trade names, trademarks, or service marks; or
- f) Requiring indemnification of licensors and authors of that material by anyone who conveys the material (or modified versions of it) with contractual assumptions of liability to the recipient, for any liability that these contractual assumptions directly impose on those licensors and authors. All other non-permissive additional terms are considered "further restrictions" within the meaning of section 10. If the Program as you received it, in any part of it, contains a notice stating that it is governed by this License along with a term that is a further restriction, you may remove that term. If a license document contains a further restriction but permits relicensing or conveying under this License, you may add to a covered work material governed by the terms of that license document, provided that the further restriction does not survive such relicensing or conveying. If you add terms to a covered work in accord with this section, you must place, in the relevant source files, a statement of the additional terms that apply to those files, or a notice indicating where to find the applicable terms. Additional terms, permissive or non-permissive, may be stated in the form of a separately written license, or stated as exceptions; the above requirements apply either way.

8. Termination.

You may not propagate or modify a covered work except as expressly provided under this License. Any attempt otherwise to propagate or modify it is void, and will automatically terminate your rights under this License (including any patent licenses granted under the third paragraph of section 11).

However, if you cease all violation of this License, then your license from a particular copyright holder is reinstated (a) provisionally, unless and until the copyright holder explicitly and finally terminates your license, and (b) permanently, if the copyright holder fails to notify you of the violation by some reasonable means prior to 60 days after the cessation. Moreover, your license from a particular copyright holder is reinstated permanently if the copyright holder notifies you of the violation by some reasonable means, this is the first time you have received notice of violation of this License for any work from that copyright holder, and you cure the violation prior to 30 days after your receipt of the notice. Termination of your rights under this section does not terminate the licenses of parties who have received copies or rights from you under this License. If your rights have been terminated and not permanently reinstated, you do not qualify to receive new licenses for the same material under this section 10.

9. Acceptance Not Required for Having Copies.

You are not required to accept this License in order to receive or run a copy of the Program. Ancillary propagation of a covered work occurring solely as a consequence of using peer-to-peer transmission to receive a copy likewise does not require acceptance. However, nothing other than this License grants you permission to propagate or modify any covered work. These actions infringe copyright if you do not accept this License. Therefore, by modifying or propagating a covered work, you indicate your acceptance of this License to do so.

10. Automatic Licensing of Downstream Recipients.

Each time you convey a covered work, the recipient automatically receives a license from the original licensors, to run, modify and propagate that work, subject to this License. You are not responsible for enforcing compliance by third parties with this License. An "entity transaction" is a transaction transferring control of an organization, or substantially all assets of one, or subdividing an organization, or merging organizations. If propagation of a covered work results from an entity transaction, each party to that transaction who receives a copy of the work also receives whatever licenses to the work the party's predecessor in interest had or could give under the previous paragraph, plus a right to possession of the Corresponding Source of the work from the predecessor in interest, if the predecessor has it or can get it with reasonable efforts. You may not impose any further restrictions on the exercise of the rights granted or affirmed under this License. For example, you may not impose a license fee, royalty, or other charge for exercise of rights granted under this License, and you may not initiate litigation (including a cross-claim or counterclaim in a lawsuit) alleging that any patent claim is infringed by making, using, selling, offering for sale, or importing the Program or any portion of it.

11. Patents.

A "contributor" is a copyright holder who authorizes use under this License of the Program or a work on which the Program is based. The work thus licensed is called the contributor's "contributor version". A contributor's "essential patent claims" are all patent claims owned or controlled by the contributor, whether already acquired or hereafter acquired, that would be infringed by some manner, permitted by this License, of making, using, or selling its contributor version, but do not include claims that would be infringed only as a consequence of further modification of the contributor version. For purposes of this definition, "controls" includes the right to grant patent sublicenses in a manner consistent with the requirements of this License. Each contributor grants you a non-exclusive, worldwide, royalty-free patent license under the contributor's essential patent claims, to make, use, sell, offer for sale, import and otherwise run, modify and propagate the contents of its contributor version.

In the following three paragraphs, a "patent license" is any express agreement or commitment, however denominated, not to enforce a patent (such as an express permission to practice a patent or covenant not to sue for patent infringement). To "grant" such a patent license to a party means to make such an agreement or commitment not to enforce a patent against the party. If you convey a covered work, knowingly relying on a patent license, and the Corresponding Source of the work is not available for anyone to copy, free of charge and under the terms of this License, through a publicly accessible network server or other readily accessible means, then you must either (1) cause the Corresponding Source to be so available, or (2) arrange to deprive yourself of the benefit of the patent license for the particular work, or (3) arrange, in a manner consistent with the requirements of this License, to extend the patent license to downstream recipients. "Knowingly relying" means you have actual knowledge that, but for the patent license, your conveying the covered work in a country, or your recipient's use of the covered work in a country, would infringe one or more identifiable patents in that country that you have reason to believe are valid. If, pursuant to or in connection with a single transaction or arrangement, you convey, or propagate by procuring conveyance of, a covered work, and grant a

patent license to some of the parties receiving the covered work, authorizing them to use, propagate, modify or convey a specific copy of the covered work, then the patent license you grant is automatically extended to all recipients of the covered work and works based on it. A patent license is "discriminatory" if it does not include within the scope of its coverage, prohibits the exercise of, or is conditioned on the non-exercise of one or more of the rights that are specifically granted under this License. You may not convey a covered work if you are a party to an arrangement with a third party that is in the business of distributing software, under which you make payment to the third party based on the extent of your activity of conveying the work, and under which the third party grants, to any of the parties who would receive the covered work from you, a discriminatory patent license

- (a) in connection with copies of the covered work conveyed by you (or copies made from those copies), or
- (b) primarily for and in connection with specific products or compilations that contain the covered work, unless you entered into that arrangement, or that patent license was granted, prior to 28 March 2007. Nothing in this License shall be construed as excluding or limiting any implied license or other defenses to infringement that may otherwise be available to you under applicable patent law.

12. No Surrender of Others' Freedom.

If conditions are imposed on you (whether by court order, agreement or otherwise) that contradict the conditions of this License, they do not excuse you from the conditions of this License. If you cannot convey a covered work so as to satisfy simultaneously your obligations under this License and any other pertinent obligations, then as a consequence you may not convey it at all. For example, if you agree to terms that obligate you to collect a royalty for further conveying from those to whom you convey the Program, the only way you could satisfy both those terms and the License would be to refrain entirely from conveying the Program.

13. Use with the GNU Affero General Public License.

Notwithstanding any other provision of this License, you have permission to link or combine any covered work with a work licensed under version 3 of the GNU Affero General Public License into a single combined work, and to convey the resulting work. The terms of this License will continue to apply to the part which is the covered work, but the special requirements of the GNU Affero General Public License, section 13, concerning interaction through a network will apply to the combination as such.

14. Revised Versions of this License.

The Free Software Foundation may publish revised and/or new versions of the GNU General Public License from time to time. Such new versions will be similar in spirit to the present version, but may differ in detail to address new problems or concerns.

Each version is given a distinguishing version number. If the Program specifies that a certain numbered version of the GNU General Public License "or any later version" applies to it, you have the option of following the terms and conditions either of that numbered version or of any later version published by the Free Software Foundation. If the Program does not specify a version number of the GNU General Public License, you may choose any version ever published by the Free Software Foundation. If the Program specifies that a proxy can decide which future versions of the GNU General Public License can be used, that proxy's public statement of acceptance of a version permanently authorizes you to choose that version for the Program. Later license versions may give you additional or different permissions. However, no additional obligations are imposed on you by an author or copyright holder as a result of your choosing to follow a later version.

15. Disclaimer of Warranty.

THERE IS NO WARRANTY FOR THE PROGRAM, TO THE EXTENT PERMITTED BY APPLICABLE LAW. EXCEPT WHEN OTHERWISE STATED IN WRITING, THE COPYRIGHT HOLDERS AND/OR OTHER PARTIES PROVIDE THE PROGRAM "AS IS" WITHOUT WARRANTY OF ANY KIND, EITHER EXPRESSED OR IMPLIED, INCLUDING, BUT NOT LIMITED TO, THE IMPLIED WARRANTIES OF MERCHANTABILITY AND FITNESS FOR A PARTICULAR PURPOSE. THE ENTIRE RISK AS TO THE QUALITY AND PERFORMANCE OF THE PROGRAM IS WITH YOU. SHOULD THE PROGRAM PROVE DEFECTIVE, YOU ASSUME THE COST OF ALL NECESSARY REPAIR OR CORRECTION.

16. Limitation of Liability.

IN NO EVENT UNLESS REQUIRED BY APPLICABLE LAW OR AGREED TO IN WRITING WILL ANY COPYRIGHT HOLDER, OR ANY OTHER PARTY WHO MODIFIES AND/OR CONVEYS THE PROGRAM AS PERMITTED ABOVE, BE LIABLE TO YOU FOR DAMAGES, INCLUDING ANY GENERAL, SPECIAL, INCIDENTAL OR CONSEQUENTIAL DAMAGES ARISING OUT OF THE USE OR INABILITY TO USE THE PROGRAM INCLUDING BUT NOT LIMITED TO LOSS OF DATA OR DATA BEING RENDERED INACCURATE OR LOSSES SUSTAINED BY YOU OR THIRD PARTIES OR A FAILURE OF THE PROGRAM TO OPERATE WITH ANY OTHER PROGRAMS), EVEN IF SUCH HOLDER OR OTHER PARTY HAS BEEN ADVISED OF THE POSSIBILITY OF SUCH DAMAGES.

17. Interpretation of Sections 15 and 16.

If the disclaimer of warranty and limitation of liability provided above cannot be given local legal effect according to their terms, reviewing courts shall apply local law that most closely approximates an absolute waiver of all civil liability in connection with the Program, unless a warranty or assumption of liability accompanies a copy of the Program in return for a fee.

OpenSSL Combined License

The OpenSSL toolkit stays under a dual license, i.e. both the conditions of the OpenSSL License and the original SSLeay license apply to the toolkit.
See below for the actual license texts. Actually both licenses are BSD-style Open Source licenses. In case of any license issues related to OpenSSL, please contact openssl-core@openssl.org

Component Name	License	URL
openssl 1.0.2e	OpenSSL	Combined License http://www.openssl.org/source

Copyright (c) 1998-2011 The OpenSSL Project. All rights reserved.
Redistribution and use in source and binary forms, with or without modification, are permitted provided that the following conditions are met:

1. Redistributions of source code must retain the above copyright notice, this list of conditions and the following disclaimer.
2. Redistributions in binary form must reproduce the above copyright notice, this list of conditions and the following disclaimer in the documentation and/or other materials provided with the distribution.
3. All advertising materials mentioning features or use of this software must display the following acknowledgment: "This product includes software developed by the OpenSSL Project, using the OpenSSL Toolkit, <http://www.openssl.org/>".
4. The names "OpenSSL Toolkit" and "OpenSSL Project" must not be used to endorse or promote products derived from this software without prior written permission. For written permission, please contact openssl-core@openssl.org.
5. Products derived from this software may not be called "OpenSSL" nor may "OpenSSL" appear in their names without prior written permission of the OpenSSL Project.

6. Redistributions of any form whatsoever must retain the following acknowledgment: "This product includes software developed by the OpenSSL Project for use in the OpenSSL Toolkit <http://www.openssl.org/>".

THIS SOFTWARE IS PROVIDED BY THE OPENSSL PROJECT "AS IS" AND ANY EXPRESSED OR IMPLIED WARRANTIES, INCLUDING, BUT NOT LIMITED TO, THE IMPLIED WARRANTIES OF MERCHANTABILITY AND FITNESS FOR A PARTICULAR PURPOSE ARE DISCLAIMED. IN NO EVENT SHALL THE OPENSSL PROJECT OR ITS CONTRIBUTORS BE LIABLE FOR ANY DIRECT, INDIRECT, INCIDENTAL, SPECIAL, EXEMPLARY, OR CONSEQUENTIAL DAMAGES (INCLUDING, BUT NOT LIMITED TO, PROCUREMENT OF SUBSTITUTE GOODS OR SERVICES; LOSS OF USE, DATA, OR PROFITS; OR BUSINESS INTERRUPTION) HOWEVER CAUSED AND ON ANY THEORY OF LIABILITY, WHETHER IN CONTRACT, STRICT LIABILITY, OR TORT (INCLUDING NEGLIGENCE OR OTHERWISE) ARISING IN ANY WAY OUT OF THE USE OF THIS SOFTWARE, EVEN IF ADVISED OF THE POSSIBILITY OF SUCH DAMAGE. This product includes cryptographic software written by Eric Young (ey@cryptsoft.com). This product includes software written by Tim Hudson (tjh@cryptsoft.com).

Original SSLeay License

Copyright (c) 1995-1998 Eric Young (ey@cryptsoft.com). All rights reserved.
This package is an SSL implementation written by Eric Young (ey@cryptsoft.com).
The implementation was written so as to conform with Netscape's SSL.

This library is free for commercial and non-commercial use as long as the following conditions are adhered to. The following conditions apply to all code found in this distribution, be it the RC4, RSA, i2d, DES, etc., code; not just the SSL code. The SSL documentation included with this distribution is covered by the same copyright terms except that the holder is Tim Hudson (tjh@cryptsoft.com).

Copyright remains Eric Young's, and as such any Copyright notices in the code are not to be removed. If this package is used in a product, Eric Young should be given attribution as the author of the parts of the library used. This can be in the form of a textual message at program startup or in documentation (online or textual) provided with the package. Redistribution and use in source and binary forms, with or without modification, are permitted provided that the following conditions are met:

1. Redistributions of source code must retain the copyright notice, this list of conditions and the following disclaimer.
2. Redistributions in binary form must reproduce the above copyright notice, this list of conditions and the following disclaimer in the documentation and/or other materials provided with the distribution.
3. All advertising materials mentioning features or use of this software must display the following acknowledgment: "This product includes cryptographic software written by Eric Young (ey@cryptsoft.com). The word 'cryptographic' can be left out if the routines from the library being used are not cryptographic related."
4. If you include any Windows specific code (or a derivative thereof) from the apps directory (application code) you must include an acknowledgment: "This product includes software written by Tim Hudson (tjh@cryptsoft.com)."

THIS SOFTWARE IS PROVIDED BY ERIC YOUNG "AS IS" AND ANY EXPRESS OR IMPLIED WARRANTIES, INCLUDING, BUT NOT LIMITED TO, THE IMPLIED WARRANTIES OF MERCHANTABILITY AND FITNESS FOR A PARTICULAR PURPOSE ARE DISCLAIMED. IN NO EVENT SHALL THE AUTHOR OR CONTRIBUTORS BE LIABLE FOR ANY DIRECT, INDIRECT, INCIDENTAL, SPECIAL, EXEMPLARY, OR CONSEQUENTIAL DAMAGES (INCLUDING, BUT NOT LIMITED TO, PROCUREMENT OF SUBSTITUTE GOODS OR SERVICES; LOSS OF USE, DATA, OR PROFITS; OR BUSINESS INTERRUPTION) HOWEVER CAUSED AND ON ANY THEORY OF LIABILITY, WHETHER IN CONTRACT, STRICT LIABILITY, OR TORT (INCLUDING NEGLIGENCE OR OTHERWISE) ARISING IN ANY WAY OUT OF THE USE OF THIS SOFTWARE, EVEN IF ADVISED OF THE POSSIBILITY OF SUCH DAMAGE.

The license and distribution terms for any publicly available version or derivative of this code cannot be changed. i.e. this code cannot simply be copied and put under another distribution license [including the GNU Public License.]

BSD License

Some software components of this product incorporate source code covered under the BSD license as follows.

Component Name	License	URL
net-snmp-5.7.3	BSD	http://www.net-snmp.org/about/license.html
pcap-3.98	BSD	
libcap-1.7.4	BSD 2.0	http://www.kernel.org/pub/linux/libre/security/linux-privs/libcap2
lighttpd-1.4.35	BSD 2.0	http://www.opensource.org/licenses/light-bsd-license.html
MediaWiki-Project Client	BSD 2.0	
pppd-2.4.7	BSD 2.0	http://opensource.org/licenses/BSD-3-Clause

lighttpd is a secure, fast, compliant, and very flexible webserver that has been optimized for high-performance environments. It has a very low memory footprint compared to other web servers and takes care of quikad. Its advanced feature set (FastCGI, CGI, Auth, Output-Compression, URL-Rewriting and many more) make lighttpd the perfect webserver software for every server that suffers load problems. Simple Network Management Protocol (SNMP) is an Internet standard protocol for managing devices on IP networks. It is used mostly in network management systems to monitor the devices attached to the network for conditions that need administrative attention. Net-SNMP is a suite of applications used to implement SNMP v1, SNMP v2c and SNMP v3 using both IPv4 and IPv6. For more additional information, send email to help.cgi@nmslha.com.

Copyright (c) 2004, Kriesche, incremental
All rights reserved.
Redistribution and use in source and binary forms, with or without modification, are permitted provided that the following conditions are met:

- Redistributions of source code must retain the above copyright notice, this list of conditions and the following disclaimer.
- Redistributions in binary form must reproduce the above copyright notice, this list of conditions and the following disclaimer in the documentation and/or other materials provided with the distribution.
- Neither the name of the "incremental" nor the names of its contributors may be used to endorse or promote products derived from this software without specific prior written permission.

THIS SOFTWARE IS PROVIDED BY THE COPYRIGHT HOLDERS AND CONTRIBUTORS "AS IS" AND ANY EXPRESS OR IMPLIED WARRANTIES, INCLUDING, BUT NOT LIMITED TO, THE IMPLIED WARRANTIES OF MERCHANTABILITY AND FITNESS FOR A PARTICULAR PURPOSE ARE DISCLAIMED. IN NO EVENT SHALL THE COPYRIGHT OWNER OR CONTRIBUTORS BE LIABLE FOR ANY DIRECT, INDIRECT, INCIDENTAL, SPECIAL, EXEMPLARY, OR CONSEQUENTIAL DAMAGES (INCLUDING, BUT NOT LIMITED TO, PROCUREMENT OF SUBSTITUTE GOODS OR SERVICES; LOSS OF USE, DATA, OR PROFITS; OR BUSINESS INTERRUPTION) HOWEVER CAUSED AND ON ANY THEORY OF LIABILITY, WHETHER IN CONTRACT, STRICT LIABILITY, OR TORT (INCLUDING NEGLIGENCE OR OTHERWISE) ARISING IN ANY WAY OUT OF THE USE OF THIS SOFTWARE, EVEN IF ADVISED OF THE POSSIBILITY OF SUCH DAMAGE.

Copyright (c) 1988-2001 University College London

All rights reserved.

Redistribution and use in source and binary forms, with or without modification, is permitted provided that the following conditions are met:

1. Redistributions of source code must retain the above copyright notice, this list of conditions and the following disclaimer.
2. Redistributions in binary form must reproduce the above copyright notice, this list of conditions and the following disclaimer in the documentation and/or other materials provided with the distribution.
3. All advertising materials mentioning features or use of this software must display the following acknowledgment: This product includes software developed by the Computer Science Department at University College London.
4. Neither the name of the University nor of the Department may be used to endorse or promote products derived from this software without specific prior written permission.

THIS SOFTWARE IS PROVIDED BY THE AUTHORS AND CONTRIBUTORS "AS IS" AND ANY EXPRESSED OR IMPLIED WARRANTIES, INCLUDING, BUT NOT LIMITED TO, THE IMPLIED WARRANTIES OF MERCHANTABILITY AND FITNESS FOR A PARTICULAR PURPOSE ARE DISCLAIMED. IN NO EVENT SHALL THE AUTHORS OR CONTRIBUTORS BE LIABLE FOR ANY DIRECT, INDIRECT, INCIDENTAL, SPECIAL, EXEMPLARY, OR CONSEQUENTIAL DAMAGES (INCLUDING, BUT NOT LIMITED TO, PROCUREMENT OF SUBSTITUTE GOODS OR SERVICES; LOSS OF USE, DATA, OR PROFITS; OR BUSINESS INTERRUPTION) HOWEVER CAUSED AND ON ANY THEORY OF LIABILITY, WHETHER IN CONTRACT, STRICT LIABILITY, OR TORT (INCLUDING NEGLIGENCE OR OTHERWISE) ARISING IN ANY WAY OUT OF THE USE OF THIS SOFTWARE, EVEN IF ADVISED OF THE POSSIBILITY OF SUCH DAMAGE.

Copyright (c) 1988, 1989, 1990, 1991, 1993, 1994, 1995, 1996 The Regents of the University of California.

All rights reserved.

Redistribution and use in source and binary forms, with or without modification, are permitted provided that the following conditions are met:

1. Redistributions of source code must retain the above copyright notice, this list of conditions and the following disclaimer.
2. Redistributions in binary form must reproduce the above copyright notice, this list of conditions and the following disclaimer in the documentation and/or other materials provided with the distribution.
3. Neither the name of the Regents of the University of California nor the names of its contributors may be used to endorse or promote products derived from this software without specific prior written permission.

THIS SOFTWARE IS PROVIDED BY THE COPYRIGHT HOLDERS AND CONTRIBUTORS "AS IS" AND ANY EXPRESS OR IMPLIED WARRANTIES, INCLUDING, BUT NOT LIMITED TO, THE IMPLIED WARRANTIES OF MERCHANTABILITY AND FITNESS FOR A PARTICULAR PURPOSE ARE DISCLAIMED. IN NO EVENT SHALL THE COPYRIGHT OWNER OR CONTRIBUTORS BE LIABLE FOR ANY DIRECT, INDIRECT, INCIDENTAL, SPECIAL, EXEMPLARY, OR CONSEQUENTIAL DAMAGES (INCLUDING, BUT NOT LIMITED TO, PROCUREMENT OF SUBSTITUTE GOODS OR SERVICES; LOSS OF USE, DATA, OR PROFITS; OR BUSINESS INTERRUPTION) HOWEVER CAUSED AND ON ANY THEORY OF LIABILITY, WHETHER IN CONTRACT, STRICT LIABILITY, OR TORT (INCLUDING NEGLIGENCE OR OTHERWISE) ARISING IN ANY WAY OUT OF THE USE OF THIS SOFTWARE, EVEN IF ADVISED OF THE POSSIBILITY OF SUCH DAMAGE.

Copyright (c) 2006, Creative Labs Inc.

All rights reserved.

Redistribution and use in source and binary forms, with or without modification, are permitted provided that the following conditions are met:

1. Redistributions of source code must retain the above copyright notice, this list of conditions and the following disclaimer.
2. Redistributions in binary form must reproduce the above copyright notice, this list of conditions and the following disclaimer in the documentation and/or other materials provided with the distribution.
3. Neither the name of the Creative Labs nor the names of its contributors may be used to endorse or promote products derived from this software without specific prior written permission.

THIS SOFTWARE IS PROVIDED BY THE COPYRIGHT HOLDERS AND CONTRIBUTORS "AS IS" AND ANY EXPRESS OR IMPLIED WARRANTIES, INCLUDING, BUT NOT LIMITED TO, THE IMPLIED WARRANTIES OF MERCHANTABILITY AND FITNESS FOR A PARTICULAR PURPOSE ARE DISCLAIMED. IN NO EVENT SHALL THE COPYRIGHT OWNER OR CONTRIBUTORS BE LIABLE FOR ANY DIRECT, INDIRECT, INCIDENTAL, SPECIAL, EXEMPLARY, OR CONSEQUENTIAL DAMAGES (INCLUDING, BUT NOT LIMITED TO, PROCUREMENT OF SUBSTITUTE GOODS OR SERVICES; LOSS OF USE, DATA, OR PROFITS; OR BUSINESS INTERRUPTION) HOWEVER CAUSED AND ON ANY THEORY OF LIABILITY, WHETHER IN CONTRACT, STRICT LIABILITY, OR TORT (INCLUDING NEGLIGENCE OR OTHERWISE) ARISING IN ANY WAY OUT OF THE USE OF THIS SOFTWARE, EVEN IF ADVISED OF THE POSSIBILITY OF SUCH DAMAGE.

Copyright (c) 2005-2012, Thomas BERNARD

All rights reserved.

Redistribution and use in source and binary forms, with or without modification, are permitted provided that the following conditions are met:

1. Redistributions of source code must retain the above copyright notice, this list of conditions and the following disclaimer.
2. Redistributions in binary form must reproduce the above copyright notice, this list of conditions and the following disclaimer in the documentation and/or other materials provided with the distribution.
3. Neither the name of Thomas BERNARD nor the names of its contributors may be used to endorse or promote products derived from this software without specific prior written permission.

THIS SOFTWARE IS PROVIDED BY THE COPYRIGHT HOLDERS AND CONTRIBUTORS "AS IS" AND ANY EXPRESS OR IMPLIED WARRANTIES, INCLUDING, BUT NOT LIMITED TO, THE IMPLIED WARRANTIES OF MERCHANTABILITY AND FITNESS FOR A PARTICULAR PURPOSE ARE DISCLAIMED. IN NO EVENT SHALL THE COPYRIGHT OWNER OR CONTRIBUTORS BE LIABLE FOR ANY DIRECT, INDIRECT, INCIDENTAL, SPECIAL, EXEMPLARY, OR CONSEQUENTIAL DAMAGES (INCLUDING, BUT NOT LIMITED TO, PROCUREMENT OF SUBSTITUTE GOODS OR SERVICES; LOSS OF USE, DATA, OR PROFITS; OR BUSINESS INTERRUPTION) HOWEVER CAUSED AND ON ANY THEORY OF LIABILITY, WHETHER IN CONTRACT, STRICT LIABILITY, OR TORT (INCLUDING NEGLIGENCE OR OTHERWISE) ARISING IN ANY WAY OUT OF THE USE OF THIS SOFTWARE, EVEN IF ADVISED OF THE POSSIBILITY OF SUCH DAMAGE.

TORT (INCLUDING NEGLIGENCE OR OTHERWISE) ARISING IN ANY WAY OUT OF THE USE OF THIS SOFTWARE, EVEN IF ADVISED OF THE POSSIBILITY OF SUCH DAMAGE.

Various copyrights apply to this package, listed in various separate parts below. Please make sure that you read all the parts.

Part 1: CMUUCD copyright notice (BSD like)

Copyright 1989, 1991, 1992 by Carnegie Mellon University Derivative Work - 1996, 1998-2000

Copyright 1990, 1996-2000 The Regents of the University of California

All Rights Reserved

Permission to use, copy, modify and distribute this software and its documentation for any purpose and without fee is hereby granted, provided that the above copyright notice appears in all copies and that both that copyright notice and this permission notice appear in supporting documentation, and that the name of CMU and The Regents of the University of California not be used in advertising or publicity pertaining to distribution of the software without specific written permission.

CMU AND THE REGENTS OF THE UNIVERSITY OF CALIFORNIA DISCLAIM ALL WARRANTIES WITH REGARD TO THIS SOFTWARE, INCLUDING ALL IMPLIED WARRANTIES OF MERCHANTABILITY AND FITNESS. IN NO EVENT SHALL CMU OR THE REGENTS OF THE UNIVERSITY OF CALIFORNIA BE LIABLE FOR ANY SPECIAL, INDIRECT OR CONSEQUENTIAL DAMAGES OR ANY DAMAGES WHATSOEVER RESULTING FROM THE LOSS OF USE, DATA OR PROFITS, WHETHER IN AN ACTION OF CONTRACT, NEGLIGENCE OR OTHER TORTIOUS ACTION, ARISING OUT OF OR IN CONNECTION WITH THE USE OR PERFORMANCE OF THIS SOFTWARE.

Part 2: Networks Associates Technology, Inc. copyright notice (BSD)

Copyright (c) 2001-2003, Networks Associates Technology, Inc.

All rights reserved.

Redistribution and use in source and binary forms, with or without modification, are permitted provided that the following conditions are met: *yy* Redistributions of source code must retain the above copyright notice, this list of conditions and the following disclaimer. *yy* Redistributions in binary form must reproduce the above copyright notice, this list of conditions and the following disclaimer in the documentation and/or other materials provided with the distribution. *yy* Neither the name of the Networks Associates Technology, Inc. nor the names of its contributors may be used to endorse or promote products derived from this software without specific prior written permission.

THIS SOFTWARE IS PROVIDED BY THE COPYRIGHT HOLDERS AND CONTRIBUTORS "AS IS" AND ANY EXPRESS OR IMPLIED WARRANTIES, INCLUDING, BUT NOT LIMITED TO, THE IMPLIED WARRANTIES OF MERCHANTABILITY AND FITNESS FOR A PARTICULAR PURPOSE ARE DISCLAIMED. IN NO EVENT SHALL THE COPYRIGHT HOLDERS OR CONTRIBUTORS BE LIABLE FOR ANY DIRECT, INDIRECT, INCIDENTAL, SPECIAL, EXEMPLARY, OR CONSEQUENTIAL DAMAGES (INCLUDING, BUT NOT LIMITED TO, PROCUREMENT OF SUBSTITUTE GOODS OR SERVICES; LOSS OF USE, DATA, OR PROFITS; OR BUSINESS INTERRUPTION) HOWEVER CAUSED AND ON ANY THEORY OF LIABILITY, WHETHER IN CONTRACT, STRICT LIABILITY, OR TORT (INCLUDING NEGLIGENCE OR OTHERWISE) ARISING IN ANY WAY OUT OF THE USE OF THIS SOFTWARE, EVEN IF ADVISED OF THE POSSIBILITY OF SUCH DAMAGE.

Part 3: Cambridge Broadband Ltd. copyright notice (BSD)

Portions of this code are copyright (c) 2001-2003, Cambridge Broadband Ltd.

All rights reserved.

Redistribution and use in source and binary forms, with or without modification, are permitted provided that the following conditions are met: *yy* Redistributions of source code must retain the above copyright notice, this list of conditions and the following disclaimer. *yy* Redistributions in binary form must reproduce the above copyright notice, this list of conditions and the following disclaimer in the documentation and/or other materials provided with the distribution. *yy* The name of Cambridge Broadband Ltd. may not be used to endorse or promote products derived from this software without specific prior written permission.

THIS SOFTWARE IS PROVIDED BY THE COPYRIGHT HOLDER "AS IS" AND ANY EXPRESS OR IMPLIED WARRANTIES, INCLUDING, BUT NOT LIMITED TO, THE IMPLIED WARRANTIES OF MERCHANTABILITY AND FITNESS FOR A PARTICULAR PURPOSE ARE DISCLAIMED. IN NO EVENT SHALL THE COPYRIGHT HOLDER BE LIABLE FOR ANY DIRECT, INDIRECT, INCIDENTAL, SPECIAL, EXEMPLARY, OR CONSEQUENTIAL DAMAGES (INCLUDING, BUT NOT LIMITED TO, PROCUREMENT OF SUBSTITUTE GOODS OR SERVICES; LOSS OF USE, DATA, OR PROFITS; OR BUSINESS INTERRUPTION) HOWEVER CAUSED AND ON ANY THEORY OF LIABILITY, WHETHER IN CONTRACT, STRICT LIABILITY, OR TORT (INCLUDING NEGLIGENCE OR OTHERWISE) ARISING IN ANY WAY OUT OF THE USE OF THIS SOFTWARE, EVEN IF ADVISED OF THE POSSIBILITY OF SUCH DAMAGE.

Part 4: Sun Microsystems, Inc. copyright notice (BSD)

Copyright (c) 2003 Sun Microsystems, Inc., 4150 Network

Circle, Santa Clara, California 95054, U.S.A.

All rights reserved.

Use is subject to license terms below. This distribution may include materials developed by third parties. Sun, Sun Microsystems, the Sun logo and Solaris are trademarks or registered trademarks of Sun Microsystems, Inc. in the U.S. and other countries. Redistribution and use in source and binary forms, with or without modification, are permitted provided that the following conditions are met: *yy* Redistributions of source code must retain the above copyright notice, this list of conditions and the following disclaimer. *yy* Redistributions in binary form must reproduce the above copyright notice, this list of conditions and the following disclaimer in the documentation and/or other materials provided with the distribution. *yy* Neither the name of the Sun Microsystems, Inc. nor the names of its contributors may be used to endorse or promote products derived from this software without specific prior written permission.

THIS SOFTWARE IS PROVIDED BY THE COPYRIGHT HOLDERS AND CONTRIBUTORS "AS IS" AND ANY EXPRESS OR IMPLIED WARRANTIES, INCLUDING, BUT NOT LIMITED TO, THE IMPLIED WARRANTIES OF MERCHANTABILITY AND FITNESS FOR A PARTICULAR PURPOSE ARE DISCLAIMED. IN NO EVENT SHALL THE COPYRIGHT HOLDERS OR CONTRIBUTORS BE LIABLE FOR ANY DIRECT, INDIRECT, INCIDENTAL, SPECIAL, EXEMPLARY, OR CONSEQUENTIAL DAMAGES (INCLUDING, BUT NOT LIMITED TO, PROCUREMENT OF SUBSTITUTE GOODS OR SERVICES; LOSS OF USE, DATA, OR PROFITS; OR BUSINESS INTERRUPTION) HOWEVER CAUSED AND ON ANY THEORY OF LIABILITY, WHETHER IN CONTRACT, STRICT LIABILITY, OR TORT (INCLUDING NEGLIGENCE OR OTHERWISE) ARISING IN ANY WAY OUT OF THE USE OF THIS SOFTWARE, EVEN IF ADVISED OF THE POSSIBILITY OF SUCH DAMAGE.

Part 5: Sparta, Inc. copyright notice (BSD)

Copyright (c) 2003-2009, Sparta, Inc.

All rights reserved.

Redistribution and use in source and binary forms, with or without modification, are permitted provided that the following conditions are met: *yy* Redistributions of source code must retain the above copyright notice, this list of conditions and the following disclaimer. *yy* Redistributions in binary form must reproduce the

above copyright notice, this list of conditions and the following disclaimer in the documentation and/or other materials provided with the distribution. *yy* Neither the name of *Sigart*, Inc nor the names of its contributors may be used to endorse or promote products derived from this software without specific prior written permission.

THIS SOFTWARE IS PROVIDED BY THE COPYRIGHT HOLDERS AND CONTRIBUTORS "AS IS" AND ANY EXPRESS OR IMPLIED WARRANTIES, INCLUDING, BUT NOT LIMITED TO, THE IMPLIED WARRANTIES OF MERCHANTABILITY AND FITNESS FOR A PARTICULAR PURPOSE ARE DISCLAIMED. IN NO EVENT SHALL THE COPYRIGHT HOLDERS OR CONTRIBUTORS BE LIABLE FOR ANY DIRECT, INDIRECT, INCIDENTAL, SPECIAL, EXEMPLARY, OR CONSEQUENTIAL DAMAGES (INCLUDING, BUT NOT LIMITED TO, PROCUREMENT OF SUBSTITUTE GOODS OR SERVICES; LOSS OF USE, DATA, OR PROFITS; OR BUSINESS INTERRUPTION) HOWEVER CAUSED AND ON ANY THEORY OF LIABILITY, WHETHER IN CONTRACT, STRICT LIABILITY, OR TORT (INCLUDING NEGLIGENCE OR OTHERWISE) ARISING IN ANY WAY OUT OF THE USE OF THIS SOFTWARE, EVEN IF ADVISED OF THE POSSIBILITY OF SUCH DAMAGE.

Part 6: Cisco/BUPTNIO copyright notice (BSD)

Copyright (c) 2004, Cisco, Inc and Information Network
Center of Beijing University of Posts and Telecommunications.
All rights reserved.

Redistribution and use in source and binary forms, with or without modification, are permitted provided that the following conditions are met: *yy* Redistributions of source code must retain the above copyright notice, this list of conditions and the following disclaimer. *yy* Redistributions in binary form must reproduce the above copyright notice, this list of conditions and the following disclaimer in the documentation and/or other materials provided with the distribution. *yy* Neither the name of Cisco, Inc, Beijing University of Posts and Telecommunications, nor the names of their contributors may be used to endorse or promote products derived from this software without specific prior written permission.

THIS SOFTWARE IS PROVIDED BY THE COPYRIGHT HOLDERS AND CONTRIBUTORS "AS IS" AND ANY EXPRESS OR IMPLIED WARRANTIES, INCLUDING, BUT NOT LIMITED TO, THE IMPLIED WARRANTIES OF MERCHANTABILITY AND FITNESS FOR A PARTICULAR PURPOSE ARE DISCLAIMED. IN NO EVENT SHALL THE COPYRIGHT HOLDERS OR CONTRIBUTORS BE LIABLE FOR ANY DIRECT, INDIRECT, INCIDENTAL, SPECIAL, EXEMPLARY, OR CONSEQUENTIAL DAMAGES (INCLUDING, BUT NOT LIMITED TO, PROCUREMENT OF SUBSTITUTE GOODS OR SERVICES; LOSS OF USE, DATA, OR PROFITS; OR BUSINESS INTERRUPTION) HOWEVER CAUSED AND ON ANY THEORY OF LIABILITY, WHETHER IN CONTRACT, STRICT LIABILITY, OR TORT (INCLUDING NEGLIGENCE OR OTHERWISE) ARISING IN ANY WAY OUT OF THE USE OF THIS SOFTWARE, EVEN IF ADVISED OF THE POSSIBILITY OF SUCH DAMAGE.

Part 7: Fabasoft R&D Software Software GmbH & Co KG copyright Notice (BSD)

Copyright (c) Fabasoft R&D Software GmbH & Co KG, 2003/05/fabasoft.com
Author: Bernhard Penz

Redistribution and use in source and binary forms, with or without modification, are permitted provided that the following conditions are met: *yy* Redistributions of source code must retain the above copyright notice, this list of conditions and the following disclaimer. *yy* Redistributions in binary form must reproduce the above copyright notice, this list of conditions and the following disclaimer in the documentation and/or other materials provided with the distribution. *yy* The name of Fabasoft R&D Software GmbH & Co KG or any of its subsidiaries, brand or product names may not be used to endorse or promote products derived from this software without specific prior written permission.

THIS SOFTWARE IS PROVIDED BY THE COPYRIGHT HOLDER "AS IS" AND ANY EXPRESS OR IMPLIED WARRANTIES, INCLUDING, BUT NOT LIMITED TO, THE IMPLIED WARRANTIES OF MERCHANTABILITY AND FITNESS FOR A PARTICULAR PURPOSE ARE DISCLAIMED. IN NO EVENT SHALL THE COPYRIGHT HOLDER BE LIABLE FOR ANY DIRECT, INDIRECT, INCIDENTAL, SPECIAL, EXEMPLARY, OR CONSEQUENTIAL DAMAGES (INCLUDING, BUT NOT LIMITED TO, PROCUREMENT OF SUBSTITUTE GOODS OR SERVICES; LOSS OF USE, DATA, OR PROFITS; OR BUSINESS INTERRUPTION) HOWEVER CAUSED AND ON ANY THEORY OF LIABILITY, WHETHER IN CONTRACT, STRICT LIABILITY, OR TORT (INCLUDING NEGLIGENCE OR OTHERWISE) ARISING IN ANY WAY OUT OF THE USE OF THIS SOFTWARE, EVEN IF ADVISED OF THE POSSIBILITY OF SUCH DAMAGE.

Part 8: Apple Inc. copyright notice (BSD)

Copyright (c) 2007 Apple Inc.
All rights reserved.

Redistribution and use in source and binary forms, with or without modification, are permitted provided that the following conditions are met:

1. Redistributions of source code must retain the above copyright notice, this list of conditions and the following disclaimer.
2. Redistributions in binary form must reproduce the above copyright notice, this list of conditions and the following disclaimer in the documentation and/or other materials provided with the distribution. 3. Neither the name of Apple Inc. ("Apple") nor the names of its contributors may be used to endorse or promote products derived from this software without specific prior written permission.

THIS SOFTWARE IS PROVIDED BY APPLE AND ITS CONTRIBUTORS "AS IS" AND ANY EXPRESS OR IMPLIED WARRANTIES, INCLUDING, BUT NOT LIMITED TO, THE IMPLIED WARRANTIES OF MERCHANTABILITY AND FITNESS FOR A PARTICULAR PURPOSE ARE DISCLAIMED. IN NO EVENT SHALL APPLE OR ITS CONTRIBUTORS BE LIABLE FOR ANY DIRECT, INDIRECT, INCIDENTAL, SPECIAL, EXEMPLARY, OR CONSEQUENTIAL DAMAGES (INCLUDING, BUT NOT LIMITED TO, PROCUREMENT OF SUBSTITUTE GOODS OR SERVICES; LOSS OF USE, DATA, OR PROFITS; OR BUSINESS INTERRUPTION) HOWEVER CAUSED AND ON ANY THEORY OF LIABILITY, WHETHER IN CONTRACT, STRICT LIABILITY, OR TORT (INCLUDING NEGLIGENCE OR OTHERWISE) ARISING IN ANY WAY OUT OF THE USE OF THIS SOFTWARE, EVEN IF ADVISED OF THE POSSIBILITY OF SUCH DAMAGE.

Part 9: ScienceLogic, LLC copyright notice(BSD)

Copyright (c) 2009, ScienceLogic, LLC
All rights reserved.

Redistribution and use in source and binary forms, with or without modification, are permitted provided that the following conditions are met: *yy* Redistributions of source code must retain the above copyright notice, this list of conditions and the following disclaimer. *yy* Redistributions in binary form must reproduce the above copyright notice, this list of conditions and the following disclaimer in the documentation and/or other materials provided with the distribution. *yy* Neither the name of ScienceLogic, LLC nor the names of its contributors may be used to endorse or promote products derived from this software without specific prior written permission.

THIS SOFTWARE IS PROVIDED BY THE COPYRIGHT HOLDERS AND CONTRIBUTORS "AS IS" AND ANY EXPRESS OR IMPLIED WARRANTIES, INCLUDING, BUT NOT LIMITED TO, THE IMPLIED WARRANTIES OF MERCHANTABILITY AND FITNESS FOR A PARTICULAR PURPOSE ARE DISCLAIMED. IN NO EVENT SHALL THE COPYRIGHT HOLDERS OR CONTRIBUTORS BE LIABLE FOR ANY DIRECT, INDIRECT, INCIDENTAL, SPECIAL, EXEMPLARY, OR CONSEQUENTIAL DAMAGES (INCLUDING, BUT NOT LIMITED TO, PROCUREMENT OF SUBSTITUTE GOODS OR SERVICES; LOSS OF USE, DATA, OR PROFITS; OR BUSINESS INTERRUPTION) HOWEVER CAUSED AND ON ANY THEORY OF LIABILITY, WHETHER IN CONTRACT, STRICT LIABILITY, OR TORT (INCLUDING NEGLIGENCE OR OTHERWISE) ARISING IN ANY WAY OUT OF THE USE OF THIS SOFTWARE, EVEN IF ADVISED OF THE POSSIBILITY OF SUCH DAMAGE.

The MIT License

Some software components of this product incorporate source code covered under the MIT license as follows

MIT License 2.0

- Aeswidget, bettermeans, jquery-ui, ibextml, ibextml2, Mesa3D-MesaLib,myxEmbedded,OpenGL Samples Pack, Wide Studio, xorg-server, droptee:2012.55, rounsee:5.7

Copyright (c) 2011, The Dojo Foundation

Copyright 2010, ALTHORUS Ltd (http://jqueryui.com/about/)

Dual licensed under the MIT or GPL Version 2 licenses.

- http://jquery.org/license

- http://docs.jquery.com/UI/Widget

Copyright Daniel Vellard

Copyright Igor Zlatovic <igor@zlatkovic.com>

Copyright Aleksey Sainin

Copyright Gary Pennington <Gary.Pennington@uk.sun.com>

Copyright Alfred Mckautsch <alfred@mckautsch.de>

Copyright Bjorn Reese <bjorn.reese@systematic.de>

Copyright Joel W. Reed

Copyright William Black <wblack@bmm.com.hk>

Copyright (c) 2007-2010 The Khronos Group, Inc.

Copyright Ashish Kumar Patra

Copyright (c) 2006 Free Software Foundation, Inc.

Permission is hereby granted, free of charge, to any person obtaining a copy of the software and associated documentation files (the "Software"), to deal in the Software without restriction, including without limitation the rights to use, copy, modify, merge, publish, distribute, sublicense, and/or sell copies of the Software, and to permit persons to whom the Software is furnished to do so, subject to the following conditions:

The above copyright notice and this permission notice shall be included in all copies or substantial portions of the Software.

THE SOFTWARE IS PROVIDED "AS IS", WITHOUT WARRANTY OF ANY KIND, EXPRESS OR IMPLIED, INCLUDING BUT NOT LIMITED TO THE WARRANTIES OF MERCHANTABILITY, FITNESS FOR A PARTICULAR PURPOSE AND NONINFRINGEMENT. IN NO EVENT SHALL THE AUTHORS OR COPYRIGHT HOLDERS BE LIABLE FOR ANY CLAIM, DAMAGES OR OTHER LIABILITY, WHETHER IN AN ACTION OF CONTRACT, TORT OR OTHERWISE, ARISING FROM, OUT OF OR IN CONNECTION WITH THE SOFTWARE OR THE USE OR OTHER DEALINGS IN THE SOFTWARE.

Mozilla Public License

Soce, Inc, at Harawa Technw, used the Mozilla Firefox component without modifying the source code according to the MOZILLA Public license 1.1, we are not obliged to provide the source code of the corresponding component.

- Version 1.1

1. Definitions.

1.0.1. "Commercial Use" means distribution or otherwise making the Covered Code available to a third party.

1.1. "Contributor" means each entity that creates or contributes to the creation of Modifications.

1.2. "Contributor Version" means the combination of the Original Code, prior Modifications used by a Contributor, and the Modifications made by that particular Contributor.

1.3. "Covered Code" means the Original Code or Modifications or the combination of the Original Code and Modifications, in each case including portions thereof.

1.4. "Electronic Distribution Mechanism" means a mechanism generally accepted in the software development community for the electronic transfer of data.

1.5. "Executable" means Covered Code in any form other than Source Code.

1.6. "Initial Developer" means the individual or entity identified as the Initial Developer in the Source Code notice required by Exhibit A.

1.7. "Larger Work" means a work which combines Covered Code or portions thereof with code not governed by the terms of this License.

1.8. "License" means this document.

1.8.1. "Licenseable" means having the right to grant, to the maximum extent possible, whether at the time of the initial grant or subsequently acquired, any and all of the rights conveyed herein.

1.9. "Modifications" means any addition to or deletion from the substance or structure of either the Original Code or any previous Modifications. When Covered Code is released as a series of files, a Modification is:

A. Any addition to or deletion from the contents of a file containing Original Code or previous Modifications;

B. Any new file that contains any part of the Original Code or previous Modifications;

1.10. "Original Code" means Source Code of computer software code which is described in the Source Code notice required by Exhibit A as Original Code, and which, at the time of its release under this License is not already Covered Code governed by this License.

1.10.1. "Patent Claims" means any patent claim(s), now owned or hereafter acquired, including without limitation, method, process, and apparatus claims, in any patent Licenseable by grantor.

1.11. "Source Code" means the preferred form of the Covered Code for making modifications to it, including all modules it contains, plus any associated interface definition files, scripts used to control compilation and installation of an Executable, or source code differential comparisons against either the Original Code or another well known, available Covered Code of the Contributor's choice. The Source Code can be in a compressed or archival form, provided the appropriate decompression or de-archiving software is widely available for no charge.

1.12. "You" (or "Your") means an individual or a legal entity exercising rights under, and complying with all of the terms of, this License or a future version of this License issued under Section 6.1. For legal entities, "You" includes any entity which controls, is controlled by, or is under common control with You. For purposes of this definition, "control" means (a) the power, direct or indirect, to cause the direction or management of such entity, whether by contract or otherwise, or (b) ownership of more than fifty percent (50%) of the outstanding shares or beneficial ownership of such entity.

2. Source Code License.

2.1. The Initial Developer Grant. The Initial Developer hereby grants You a world-wide, royalty-free, non-exclusive license, subject to third party intellectual property claims:

- (a) under intellectual property rights (other than patent or trademark) licensable by Initial Developer to use, reproduce, modify, display, perform, sublicense and distribute the Original Code (or portions thereof) with or without Modifications, and/or as part of a Larger Work; and
- (b) under Patent Claims infringed by the making, using or selling of Original Code, to make, have made, use, practice, sell, and/or offer for sale, and/or otherwise dispose of the Original Code (or portions thereof);
- (c) the licenses granted in this Section 2.1(a) and (b) are effective on the date Initial Developer first distributes Original Code under the terms of this License.

(d) Notwithstanding Section 2.1(b) above, no patent license is granted: 1) for code that You delete from the Original Code; 2) separate from the Original Code; or 3) for infringement caused by: i) the modification of the Original Code or ii) the combination of the Original Code with other software or devices.

2.2. Contributor Grant. Subject to third party intellectual property claims, each Contributor hereby grants You a world-wide, royalty-free, non-exclusive license

- (a) under intellectual property rights (other than patent or trademark) licensable by Contributor, to use, reproduce, modify, display, perform, sublicense and distribute the Modifications created by such Contributor (or portions thereof) either on an unmodified basis, with other Modifications, as Covered Code and/or as part of a Larger Work; and
- (b) under Patent Claims infringed by the making, using, or selling of Modifications made by that Contributor either alone and/or in combination with the Contributor Version (or portions of such combination), to make, use, sell, offer for sale, have made, and/or otherwise dispose of: 1) Modifications made by that Contributor (or portions thereof); and 2) the combination of Modifications made by that Contributor with its Contributor Version (or portions of such combination).
- (c) the licenses granted in Sections 2.2(a) and 2.2(b) are effective on the date Contributor first makes Commercial Use of the Covered Code.

(d) Notwithstanding Section 2.2(b) above, no patent license is granted: 1) for any code that Contributor has deleted from the Contributor Version; 2) separate from the Contributor Version; 3) for infringement caused by: i) third party modifications of Contributor Version or ii) the combination of Modifications made by that Contributor with other software (except as part of the Contributor Version) or other devices; or 4) under Patent Claims infringed by Covered Code in the absence of Modifications made by that Contributor.

3. Distribution Obligations.

3.1. Application of License. The Modifications You create or to which You contribute are governed by the terms of this License, including without limitation Section 2.2. The Source Code version of Covered Code may be distributed only under the terms of this License or a future version of this License released under Section 6.1, and You must include a copy of this License with every copy of the Source Code You distribute. You may not offer or impose any terms on any Source Code version that alters or restricts the applicable version of this License or the recipients' rights hereunder. However, You may include an additional document offering the additional rights described in Section 3.5.

3.2. Availability of Source Code. Any Modification which You create or to which You contribute must be made available in Source Code form under the terms of this License either on the same media as an Executable version or via an accepted Electronic Distribution Mechanism to anyone to whom you make an Executable version available, and if made available via Electronic Distribution Mechanism, must remain available for at least twelve (12) months after the date it initially became available, or at least six (6) months after a subsequent version of that particular Modification has been made available to such recipients. You are responsible for ensuring that the Source Code version remains available even if the Electronic Distribution Mechanism is maintained by a third party.

3.3. Description of Modifications. You must cause all Covered Code to which You contribute to contain a file documenting the changes You made to create that Covered Code and the date of any change. You must include a prominent statement that the Modification is derived, directly or indirectly, from Original Code provided by the Initial Developer and including the name of the Initial Developer in (a) the Source Code, and (b) in any notice in an Executable form or related documentation in which You describe the origin or ownership of the Covered Code.

3.4. Intellectual Property Matters

- (a) Third Party Claims. If Contributor has knowledge that a license under a third party's intellectual property rights is required to exercise the rights granted by such Contributor under Sections 2.1 or 2.2, Contributor must include a text file with the Source Code distribution titled "LEGAL" which describes the claim and the party making the claim in sufficient detail that a recipient will know whom to contact. If Contributor obtains such knowledge after the Modification is made available as described in Section 3.2, Contributor shall promptly modify the LEGAL file in all copies Contributor makes available thereafter and shall take other steps (such as notifying appropriate mailing lists or newsgroups) reasonably calculated to inform those who received the Covered Code that new knowledge has been obtained.
- (b) Contributor APIs. If Contributor's Modifications include an application programming interface and Contributor has knowledge of patent licenses which are reasonably necessary to implement that API, Contributor must also include this information in the LEGAL file.
- (c) Representations. Contributor represents that, except as disclosed pursuant to Section 3.4(a) above, Contributor believes that Contributor's Modifications are Contributor's original creation(s) and/or Contributor has sufficient rights to grant the rights conveyed by this License.

3.5. Required Notice. You must duplicate the notice in Exhibit A in each file of the Source Code. If it is not possible to put such notice in a particular Source Code file due to its structure, then You must include such notice in a location (such as a relevant directory) where a user would be likely to look for such a notice. If You created one or more Modifications(s) You may add your name as a Contributor to the notice described in Exhibit A. You must also duplicate this License in any documentation for the Source Code where You describe recipients' rights or ownership rights relating to Covered Code. You may choose to offer, and to charge a fee for, warranty, support, indemnity or liability obligations to one or more recipients of Covered Code. However, You may do so only on Your own behalf, and not on behalf of the Initial Developer or any Contributor. You must make it absolutely clear that any such warranty, support, indemnity or liability obligation is offered by You alone, and You hereby agree to indemnify the Initial Developer and every Contributor for any liability incurred by the Initial Developer or such Contributor as a result of warranty, support, indemnity or liability terms You offer.

3.6. Distribution of Executable Versions. You may distribute Covered Code in Executable form only if the requirements of Section 3.1-3.5 have been met for that Covered Code, and if You include a notice stating that the Source Code version of the Covered Code is available under the terms of this License, including a description of how and where You have fulfilled the obligations of Section 3.2. The notice must be conspicuously included in any notice in an Executable version, related documentation or collateral in which You describe recipients' rights relating to the Covered Code. You may distribute the Executable version of Covered Code or ownership rights under a license of Your choice, which may contain terms different from this License, provided that You are in compliance with the terms of this License and that the license

for the Executable version does not attempt to limit or alter the recipient's rights in the Source Code version from the rights set forth in this License. If You distribute the Executable version under a different license You must make it absolutely clear that any terms which alter from the license are offered by You alone, not by the Initial Developer or any Contributor. You hereby agree to indemnify the Initial Developer and every Contributor for any liability incurred by the Initial Developer or such Contributor as a result of any such terms You offer.

3.7. Larger Works. You may create a Larger Work by combining Covered Code with other code not governed by the terms of this License and distribute the Larger Work as a single product. In such a case, You must make sure the requirements of the license are fulfilled for the Covered Code.

4. Inability to Comply Due to Statute or Regulation.

If it is impossible for You to comply with any of the terms of this License with respect to some or all of the Covered Code due to statute, judicial order, or regulation then You must: (a) comply with the terms of the license to the maximum extent possible; and (b) describe the limitations and the code they affect. Such description must be included in the LEGAL file described in Section 3.4 and must be included with all distributions of the Source Code. Except to the extent prohibited by statute or regulation, such description must be sufficiently detailed for a recipient of ordinary skill to be able to understand it.

5. Application of this License.

This License applies to code to which the Initial Developer has attached the notice in Exhibit A and to related Covered Code.

6. Versions of the License.

6.1. New Versions. Netscape Communications Corporation ("Netscape") may publish revised and/or new versions of the License from time to time. Each version will be given a distinguishing version number.

6.2. Effect of New Versions. Once Covered Code has been published under a particular version of the License, You may always continue to use it under the terms of that version. You may also choose to use such Covered Code under the terms of any subsequent version of the License published by Netscape. No one other than Netscape has the right to modify the terms applicable to Covered Code created under this License.

6.3. Derivative Works. If You create or use a modified version of this License (which you may only do in order to apply it to code which is not already Covered Code governed by this License), You must (a) rename Your license so that the phrases "Mozilla", "MOZILLAPL", "MOZPL", "NPL", "MPL" or any closely related phrase do not appear in your license (except to note that your license differs from the License) and (b) otherwise make it clear that Your version of the license contains terms which differ from the Mozilla Public License and Netscape Public License. Filing in the name of the Initial Developer, Original Code or Contributor in the notice described in Exhibit A shall not of themselves be deemed to be modifications of this License.)

7. DISCLAIMER OF WARRANTY.

COVERED CODE IS PROVIDED UNDER THIS LICENSE ON AN "AS IS" BASIS, WITHOUT WARRANTY OF ANY KIND, EITHER EXPRESSED OR IMPLIED, INCLUDING, WITHOUT LIMITATION, WARRANTIES THAT THE COVERED CODE IS FREE OF DEFECTS, MERCHANTABLE, FIT FOR A PARTICULAR PURPOSE OR NON-INFRINGING. THE ENTIRE RISK AS TO THE QUALITY AND PERFORMANCE OF THE COVERED CODE IS WITH YOU. SHOULD ANY COVERED CODE PROVE DEFECTIVE IN ANY RESPECT, YOU NOT THE INITIAL DEVELOPER OR ANY OTHER CONTRIBUTOR ASSUME THE COST OF ANY NECESSARY SERVICING, REPAIR OR CORRECTION. THIS DISCLAIMER OF WARRANTY CONSTITUTES AN ESSENTIAL PART OF THIS LICENSE. NO USE OF ANY COVERED CODE IS AUTHORIZED HEREUNDER EXCEPT UNDER THIS DISCLAIMER.

8. TERMINATION.

8.1. This License and the rights granted hereunder will terminate automatically if You fail to comply with terms herein and fail to cure such breach within 30 days of becoming aware of the breach. All sublicenses to the Covered Code which are properly granted shall survive any termination of this License. Provisions which, by their nature, must remain in effect beyond the termination of this License shall survive.

8.2. If You initiate litigation by asserting a patent infringement claim (excluding declaratory judgment actions) against Initial Developer or a Contributor (the Initial Developer or Contributor against whom You file such action is referred to as "Participant") alleging that:

- (i) such Participant's Contributor Version directly or indirectly infringes any patent, then any and all rights granted by such Participant to You under Sections 2.1 and/or 2.2 of this License shall, upon 60 days notice from Participant terminate prospectively, unless if within 60 days after receipt of notice You either: (b) agree in writing to pay Participant a mutually agreeable reasonable royalty for Your past and future use of Modifications made by such Participant; or (c) if You initiate a claim, if such claim is not resolved to Your satisfaction within 60 days of notice, a reasonable royalty and payment arrangement are not mutually agreed upon in writing by the parties or the litigation claim is not withdrawn, the rights granted by Participant to You under Sections 2.1 and/or 2.2 automatically terminate at the expiration of the 60-day notice period specified above.

(b) any software, hardware, or device, other than such Participant's Contributor Version, directly or indirectly infringes any patent, then any rights granted to you by such Participant under Sections 2.1(b) and 2.2(b) are revoked effective as of the date You first made, used, sold, distributed, or had made, Modifications made by that Participant.

8.3. If You assert a patent infringement claim against Participant alleging that such Participant's Contributor Version directly or indirectly infringes any patent where such claim is resolved (such as by license or settlement) prior to the initiation of patent infringement litigation, then the reasonable value of the license granted by such Participant under Sections 2.1 or 2.2 shall be taken into account in determining the amount or value of any payment or license.

8.4. In the event of termination under Sections 8.1 or 8.2 above, all end user license agreements (excluding distributors and resellers) which have been validly granted by You or any distributor hereunder prior to termination shall survive termination.

9. LIMITATION OF LIABILITY.

UNDER NO CIRCUMSTANCES AND UNDER NO LEGAL THEORY, WHETHER TORT (INCLUDING NEGLIGENCE), CONTRACT, OR OTHERWISE, SHALL YOU, THE INITIAL DEVELOPER, ANY OTHER CONTRIBUTOR, OR ANY DISTRIBUTOR OF COVERED CODE, OR ANY SUPPLIER OF ANY OF SUCH PARTIES, BE LIABLE TO ANY PERSON FOR ANY INDIRECT, SPECIAL, INCIDENTAL, OR CONSEQUENTIAL DAMAGES OF ANY CHARACTER INCLUDING, WITHOUT LIMITATION, DAMAGES FOR LOSS OF GOODWILL, WORK STOPPAGE, COMPUTER FAILURE OR MALFUNCTION, OR ANY AND ALL OTHER COMMERCIAL DAMAGES OR LOSSES, EVEN IF SUCH PARTY SHALL HAVE BEEN INFORMED OF THE POSSIBILITY OF SUCH DAMAGES. THIS LIMITATION OF LIABILITY SHALL NOT APPLY TO LIABILITY FOR DEATH OR PERSONAL INJURY RESULTING FROM SUCH PARTY'S NEGLIGENCE TO THE EXTENT APPLICABLE LAW PROHIBITS SUCH LIMITATION. SOME JURISDICTIONS DO NOT ALLOW THE EXCLUSION OR LIMITATION OF INCIDENTAL OR CONSEQUENTIAL DAMAGES, SO THIS EXCLUSION AND LIMITATION MAY NOT APPLY TO YOU. U.S. GOVERNMENT END USERS.

The Covered Code is a "commercial item," as that term is defined in 48 C.F.R. 2.101 (Oct. 1995), consisting of "commercial computer software" and "commercial computer software documentation," as such terms are used in 48 C.F.R. 12.112 (Sept. 1995). Consistent with 48 C.F.R. 12.112 and 48 C.F.R. 227.7202-1 through 227.7202-4 (June 1995), all U.S. Government End Users acquire Covered Code with only those rights set forth herein.

11. MISCELLANEOUS.

This License represents the complete agreement concerning subject matter hereof. If any provision of this License is held to be unenforceable, such provision shall be reformed only to the extent necessary to make it enforceable. This License shall be governed by California law provisions (except to the extent applicable law, if any, provides otherwise), excluding its conflict-of-law provisions. With respect to disputes in which at least one party is a citizen of, or an entity chartered or registered to do business in the United States of America, any litigation relating to this License shall be subject to the jurisdiction of the Federal Courts of the Northern District of California, with venue lying in Santa Clara County, California, with the losing party responsible for costs, including without limitation, court costs and reasonable attorneys' fees and expenses. The application of the United Nations Convention on Contracts for the International Sale of Goods is expressly excluded. Any law or regulation which

provides that the language of a contract shall be construed against the drafter shall not apply to this License.

12. RESPONSIBILITY FOR CLAIMS.

As between Initial Developer and the Contributors, each party is responsible for claims and damages arising, directly or indirectly, out of its utilization of rights under this License and You agree to work with Initial Developer and Contributors to distribute such responsibility on an equitable basis. Nothing herein is intended or shall be deemed to constitute any admission of liability.

13. MULTIPLE-LICENSED CODE.

Initial Developer may designate portions of the Covered Code as Multiple-Licensed. Multiple-Licensed means that the Initial Developer permits you to utilize portions of the Covered Code under Your choice of the MPL or the alternative licenses, if any, specified by the Initial Developer in the file described in Exhibit A.

EXHIBIT A Mozilla Public License.

The contents of this file are subject to the Mozilla Public License Version 1.1 (the "License"); you may not use this file except in compliance with the License. You may obtain a copy of the License at <http://www.mozilla.org/MPL/>. Software distributed under the License is distributed on an "AS IS" basis, WITHOUT WARRANTY OF ANY KIND, either express or implied. See the License for the specific language governing rights and limitations under the License.

The Original Code is _____

The Initial Developer of the Original Code is _____ Portions created by _____ are Copyright (C) _____ All Rights Reserved.

Contributor(s): _____

Alternatively, the contents of this file may be used under the terms of the _____ license (the _____ License), in which case the provisions of _____ License are applicable instead of those above. If you wish to allow use of your version of this file only under the terms of the _____ License and not to allow others to use your version of this file under the MPL, indicate your decision by deleting the provisions above and replace them with the notice and other provisions required by the _____ License. If you do not delete the provisions above, a recipient may use your version of this file under either the MPL or the _____ License."

(NOTE: The text of this Exhibit A may differ slightly from the text of the notices in the Source Code files of the Original Code. You should use the text of this Exhibit A rather than the text found in the Original Code Source Code for Your Modifications)

The Independent JPEG Group's JPEG Software

- The software included in this product contains copyrighted software that is licensed under the JPEG license.
- JPEG license
 - Code project - Generating Outline OpenGL Library

This distribution contains the sixth public release of the Independent JPEG Group's free JPEG software. You are welcome to redistribute this software and to use it for any purpose, subject to the conditions under LEGAL ISSUES, below.

Serious users of this software (particularly those incorporating it into larger programs) should contact IJG at jpeg-info@uimnet.uu.net to be added to our electronic mailing list. Mailing list members are notified of updates and have a chance to participate in technical discussions, etc.

This software is the work of Tom Lane, Philip Gladstone, Jim Bouchier, Lee Crocker, Julian Minguillon, Luis Ortiz, George Phillips, Davide Rossi, Guido Vanheide, Ge' Weijer, and other members of the Independent JPEG Group.

IJG is not affiliated with the official ISO JPEG standards committee.

LEGAL ISSUES

In plain English:

1. We don't promise that this software works. (But if you find any bugs, please let us know!)
2. You can use this software for whatever you want. You don't have to pay us.
3. You may not pretend that you wrote this software. If you use it in a program, you must acknowledge somewhere in your documentation that you've used the IJG code.

In legalese:

The authors make NO WARRANTY or representation, either express or implied, with respect to this software, its quality, accuracy, merchantability, or fitness for a particular purpose. The software is provided "AS IS", and you, its user, assume the entire risk as to its quality and accuracy.

This software is copyright (C) 1991-1996, Thomas G. Lane. All Rights Reserved except as specified below.

Permission is hereby granted to use, copy, modify, and distribute this software (or portions thereof) for any purpose, without fee, subject to these conditions: (1) If any part of the source code for this software is distributed, then this README file must be included, with this copyright and no-warranty notice unaltered, and any additions, deletions, or changes to the original files must be clearly indicated in accompanying documentation.

(2) If only executable code is distributed, then the accompanying documentation must state that "this software is based in part on the work of the Independent JPEG Group".

(3) Permission for use of this software is granted only if the user accepts full responsibility for any undesirable consequences; the authors accept NO LIABILITY for damages of any kind.

These conditions apply to any software derived from or based on the IJG code, not just to the unmodified library. If you use our work, you ought to acknowledge us.

Permission is NOT granted for the use of any IJG author's name or company name in advertising or publicity relating to this software or products derived from it. This software may be referred to only as "the Independent JPEG Group's software".

We specifically permit and encourage the use of this software as the basis of commercial products, provided that all warranty or liability claims are assumed by the product vendor.

andres@c is included in this distribution by permission of L. Peter Deutsch, sole proprietor of its copyright holder, Aladdin Enterprises of Menlo Park, CA.

andres@c is NOT covered by the above copyright and conditions, but instead by the usual distribution terms of the Free Software Foundation; principally, that you must include source code if you redistribute it. (See the file andres@c for full details.) However, since andres@c is not needed as part of any program generated from the IJG code, this does not limit you more than the foregoing paragraphs do.

The Unix configuration script "configure" was produced with GNU Autoconf. It is copyright by the Free Software Foundation but is freely distributable. The same holds for its supporting scripts (config.guess, config.sub, ltconfig, ltmain.sh). Another support script, install-sh, is copyright by M.I.T. but is also freely distributable.

It appears that the arithmetic coding option of the JPEG spec is covered by patents owned by IBM, AT&T, and Mitsubishi. Hence arithmetic coding cannot legally be used without obtaining one or more licenses. For this reason, support for arithmetic coding has been removed from the free JPEG software. (Since arithmetic coding provides only a marginal gain over the unpatented Huffman mode, it is unlikely that very many implementations will support it.) So far as we are aware, there are no patent restrictions on the remaining code.

The IJG distribution formerly included code to read and write GIF files. To avoid entanglement with the Unisys LZW patent, GIF reading support has been removed altogether, and the GIF writer has been simplified to produce "uncompressed GIFs". This technique does not use the LZW algorithm; the resulting GIF files are larger than usual, but are readable by all standard GIF decoders.

We are required to state that

"The Graphics Interchange Format(s) is the Copyright property of CompuServe Incorporated. GIF(ari) is a Service Mark property of CompuServe Incorporated."

T-Kernel License

- This Product uses the Source Code of T-Kernel under T-License granted by the T-Engine Forum(www.t-engine.org)

T-License (License Agreement for Source Code of T-Kernel)

established by T-Engine Forum
on January 23, 2004
revised on June 17, 2004
revised on December 21, 2006
revised on March 24, 2009

Article 1. Scope of License Agreement

1. This License Agreement sets forth copyrights and the terms and conditions of use applicable to the source code of T-Kernel distributed by T-Engine Forum and any derivative work created therefrom.

Article 2. Definition

1. "T-Kernel" means a real-time operating system controlled and distributed by T-Engine Forum on behalf of the copyright holder thereof.
2. "Source Code" means a source program, including related comments and documentations, for the T-Kernel and the Ported Source Code defined in Article 2.8 which is registered with T-Engine Forum.
3. "Hardware-dependent Part" means the part of the Source Code which depends on hardware and needs to be changed when the Source Code is ported and operated on the target hardware, and is designated and separated as such part.
4. "Compiler-dependent Part" means the part of the Source Code which depends on compiler and needs to be changed when the Source Code is ported and operated on the target hardware, and is designated and separated as such part.
5. "Header File" means the part of the Source Code which contains definitions necessary to develop application programs.
6. "T-Engine Hardware" means the hardware which is manufactured in accordance with the T-Engine Hardware specifications or the µT-Engine Hardware specifications issued by T-Engine Forum, and registered with T-Engine Forum.
7. "Similar Hardware to T-Engine Hardware" means any hardware (including software which emulates hardware) other than that defined in Article 2.6 above, on which the T-Kernel can be operated.
8. "Ported Source Code" means a source program produced from the Source Code by modifying only its Hardware-dependent Part and/or Compiler-dependent Part to enable it to be operated on the T-Engine Hardware or the Similar Hardware to T-Engine Hardware. The Ported Source Code which is registered with T-Engine Forum shall be included in this Source Code.
9. "Modified Source Code" means a source program modified from the Source Code for the purpose of improving its performance, increasing or decreasing its function, and the like. The Ported Source Code shall not be included in the Modified Source Code.
10. "Binary Code" means an executable code form which is created by compiling programs, which include all or part of the Source Code or the Modified Source Code.
11. "Derivative Work" means the Modified Source Code or the Binary Code.
12. "Embedded Product" means any product which operates with executable code form of the Source Code, the Modified Source Code or the Binary Code loaded on its hardware.
13. "End User" means a consumer who uses the Embedded Product.
14. "System Developer" means any person who develops the Embedded Product by itself or has a third party develop the same, and provides, whether with or without payment, the End User with the Embedded Product.
15. "Distributor of Modification" means any person who provides the Modified Source Code and, whether with or without payment, distributes the same to any third party.

16. "Patch for Modification" means a difference, program, system, or the like in order to create the Modified Source Code from the Source Code or the Binary Code thereof.

17. "Vicarious Execution of Patch Processing" means vicarious execution service to create the Modified Source Code applying the Patch for Modification to the Source Code or the Binary Code thereof.

18. "Source Code User" means a person who uses the Source Code.

19. "Distribution" means any of the following acts:

1. to transmit a work to a large number of specific persons through the Internet communication, broadcasting, and the like;
2. to transmit a work to the general public through the Internet communication, broadcasting, and the like automatically in response to a request from the public; and
3. to distribute a copy of a work to the general public or a large number of specific persons.

Article 3. Copyright

1. The copyrights of the Source Code shall be owned by Ken Sakamura.

Article 4. License of Source Code

1. As provided for in this Article, T-Engine Forum shall provide, and grant a license to use, the Source Code free of charge to any person who has taken the necessary procedure for registration as prescribed by T-Engine Forum and agreed to the T-License.
2. The Source Code shall be distributed exclusively by T-Engine Forum. Any person who obtains the Source Code under Article 4.1 above shall not make any re-Distribution of the Source Code.
3. In accordance with the license granted under Article 4.1 above, the Source Code User may perform the following acts:
 1. to copy and/or modify the Source Code provided by T-Engine Forum hereunder for its own research, development and the like.
 2. to run the Source Code provided by T-Engine Forum hereunder for its own research, development and the like.
 3. to run the Source Code modified in accordance with the provision of Article 4.3 (1) above for its own research, development and the like.
 4. to distribute the Binary Code created from the Source Code provided by T-Engine Forum hereunder or from the Source Code modified in accordance with the provision of Article 4.3 (1) above.
4. In accordance with the license granted under Article 4.1 above, the System Developer may perform the following acts:
 1. to perform any and all acts set forth in the Article 4.3 above.
 2. to develop and manufacture the Embedded Product containing the Binary Code, and, whether with or without payment, provide the End User with the same and make the Binary Code available to the End User on the Embedded Product.
5. The Source Code User and the System Developer shall be obligated to give a notice that the Source Code is used, in such a way as separately specified by T-Engine Forum, when they use the Source Code or the Binary Code, or make the Binary Code available for the End User on the Embedded Product.

Article 5. Distribution of Modified Source Code

1. Any of A- members of T-Engine Forum may become the Distributor of Modification by obtaining the approval of T-Engine Forum through the registration procedure as prescribed by the Forum provided that only the department of the A- member which has taken the registration procedure may distribute the Modified Source Code in such a way as provided for in this Article as long as it holds the A-membership.
2. The Distributor of Modification may create the Modified Source Code based on the Source Code provided by T-Engine Forum and the Patch for Modification to be applied to create such Modified Source Code from the Source Code.
3. The Distributor of Modification shall, prior to the distribution, inform T-Engine Forum of and register a name and description of the Modified Source Code in such a way as specified by T-Engine Forum.
4. The Distributor of Modification shall determine the name of the Modified Source Code subject to the rules separately established by T-Engine Forum and publish an appropriate notice as required by the rules on the Patch for Modification and the Modified Source Code.
5. The Distributor of Modification may distribute the Modified Source Code to a third party, whether with or without payment, provided that the Distributor of Modification shall take the necessary measures to prohibit the third party from making the re-Distribution of the Modified Source Code.
6. Developer with the Patch for Modification. Provided, however, that the Distributor of Modification shall be obligated to confirm that the System Developer is the Source Code User duly licensed under Article 4.1.
7. The Distributor of Modification may perform the Vicarious Execution of Patch Processing for the System Developer.
8. The System Developer shall not distribute the Modified Source Code in further modified form to any third party as a stand-alone software product.
9. The System Developer may, under the same obligation as imposed in Article 4.5, make the Embedded Product available for the End User through use of the Patch for Modification distributed by the Distributor of Modification or the Derivative Works obtained through the Vicarious Execution of Patch Processing.

Article 6. Distribution and Registration of the Ported Source Code

1. The Source Code User and the System Developer may, whether with or without charge, distribute to any third party only the following parts of the Ported

Source Code on the T-Engine Hardware or the Similar Hardware to T-Engine Hardware:

1. The Hardware-dependent Part and/or Compiler-dependent Part: provided that the Source Code User and the System Developer shall inform T-Engine Forum of, and T-Engine Forum may publish, a method for distributing said Part(s) to third parties.
2. The Header File: provided that the Header File shall be distributed together with the Binary Code of the Ported Source Code.
2. Any member of T-Engine Forum may request T-Engine Forum to register and distribute, as an original source code for T-Kernel, the Ported Source Code on the T-Engine Hardware or the Similar Hardware to T-Engine Hardware.
3. Any member of T-Engine Forum who requests the distribution mentioned in the preceding paragraph shall accede to the following conditions:
 1. The member shall confirm that the object hardware is the T-Engine Hardware or the Similar Hardware to T-Engine Hardware.
 2. The member shall provide T-Engine Forum with a complete set of operational environment for the object hardware and T-Kernel free of charge when requesting the distribution.
 3. The member shall submit test results of the Ported Source Code to T-Engine Forum when requesting the distribution.
4. In the event that T-Engine Forum accepts the request mentioned in Article 6.2, T-Engine Forum shall register and distribute the Ported Source Code as the Source Code for T-Kernel. Provided, however, that the Ported Source Code may be treated in the same way as the Modified Source Code until the time of registration hereunder.
5. The provision set forth in Article 3 shall apply to the Ported Source Code registered in accordance with this Article.

Article 7. Use for Other Purpose

1. Any use of the Source Code, the Modified Source Code or the Ported Source Code other than those stipulated in Articles 4, 5 and 6 shall be subject to the prior approval of T-Engine Forum.

Article 8. Limited Warranty

1. T-Engine Forum and the copyright holder of the Source Code warrant that the Source Code does not infringe third party's copyrights. Provided, however, that T-Engine Forum and the copyright holder of the Source Code make no warranty as to the Hardware-dependent Part and/or Compiler- dependent Part set forth in Article 6.2 in the Ported Source Code by any third party.
2. Neither T-Engine Forum nor the copyright holder of the Source Code warrants that the Source Code will fit for any particular purpose of the Source Code User.
3. Neither T-Engine Forum nor the copyright holder of the Source Code warrants that the Source Code does not infringe any third party's industrial property rights. In no event shall T-Engine Forum and the copyright holder of the Source Code be liable for any dispute which may arise between the Source Code User and a third party in connection with the third party's industrial property rights.

Article 9. Indemnity

1. Neither T-Engine Forum nor the copyright holder of the Source Code shall be liable for any damages including, but not limited to, damages resulting from loss of profit, business interruption, loss of business information or any other pecuniary damages arising out of use or impossibility of use of the Source Code, even if T-Engine Forum and the copyright holder have been informed of the possibility of such damages.

Article 10. Breach of Agreement

1. In case that T-Engine Forum considers that this License Agreement is breached or that the popularization of T-Kernel is obstructed, T-Engine Forum shall take measures to correct such breach or such obstruction, take measures on the ground of copyright infringement, or take any other necessary measures against the breaching person or the obstructing person, regardless of whether or not the said person is a member of T-Engine Forum.
2. In case of breach of this License Agreement by a member of T-Engine Forum, T-Engine Forum may take appropriate measures against the member; for example, the member is disqualified from membership, depending on what kind of breach has been committed by it.
3. Any legal dispute which may arise in relation to any breach of this License Agreement shall be subject to the exclusive jurisdiction of the Tokyo District Court.

Article 11. Governing Law and Language

1. This License Agreement shall be governed by and interpreted under the laws of Japan.
2. This License Agreement is executed in both Japanese text and English text provided that the Japanese text shall govern the interpretation and performance of this License Agreement.

Apache License 2.0

Component	Name License	URL
mDNSResponder_bonjour	Apache License 2.0	http://www.apache.org/licenses/LICENSE-2.0

TERMS AND CONDITIONS FOR USE, REPRODUCTION, AND DISTRIBUTION

1. Definitions.
"License" shall mean the terms and conditions for use, reproduction, and distribution as defined by Sections 1 through 9 of this document.
"Licensor" shall mean the copyright owner or entity authorized by the copyright owner that is granting the License.

"Legal Entity" shall mean the union of the acting entity and all other entities that control, are controlled by, or are under common control with that entity. For the purposes of this definition, "control" means (i) the power, direct or indirect, to cause the direction or management of such entity, whether by contract or otherwise, or (ii) ownership of fifty percent (50%) or more of the outstanding shares, or (iii) beneficial ownership of such entity.

"You" or "Your" shall mean an individual or Legal Entity exercising permissions granted by this License. "Source" form shall mean the preferred form for making modifications, including but not limited to software source code, documentation source, and configuration files.

"Object" form shall mean any form resulting from mechanical transformation or translation of a Source form, including but not limited to compiled object code, generated documentation, and conversions to other media types.

"Work" shall mean the work of authorship, whether in Source or Object form, made available under the License, as indicated by a copyright notice that is included in or attached to the work (an example is provided in the Appendix below).

"Derivative Works" shall mean any work, whether in Source or Object form, that is based on (or derived from) the Work and for which the editorial revisions, annotations, elaborations, or other modifications represent, as a whole, an original work of authorship. For the purposes of this License, Derivative Works shall not include works that remain separable from, or merely link (or bind by name) to the interfaces of, the Work and Derivative Works Based.

"Contributor" shall mean any work of authorship, including the original version of the Work and any modifications or additions to that Work or Derivative Works thereof, that is intentionally submitted to Licensor for inclusion in the Work by the copyright owner or by an individual or Legal Entity authorized to submit on behalf of the copyright owner. For the purposes of this definition, "submit" means any form of electronic, verbal, or written communication sent to the Licensor or its representatives, including but not limited to communication on electronic mailing lists, source code control systems, and issue tracking systems that are managed by, or on behalf of, the Licensor for the purpose of discussing and improving the Work, but excluding communication that is conspicuously marked or otherwise designated in writing by the copyright owner as "Not a Contribution." "Contributor" shall mean Licensor and any individual or Legal Entity on behalf of whom a Contribution has been received by Licensor and subsequently incorporated within the Work.

2. Grant of Copyright License. Subject to the terms and conditions of this License, each Contributor hereby grants to You a perpetual, worldwide, non-exclusive, no-charge, royalty-free, irrevocable copyright license to reproduce, prepare Derivative Works of, publicly display, publicly perform, sublicense, and distribute the Work and such Derivative Works in Source or Object form.

3. Grant of Patent License. Subject to the terms and conditions of this License, each Contributor hereby grants to You a perpetual, worldwide, non-exclusive, no-charge, royalty-free, irrevocable (except as stated in the section patent license to make, have made, use, offer to sell, sell, import, and otherwise transfer the Work, where such license applies only to those patent claims licensable by such Contributor that are necessarily infringed by their Contribution(s) alone or by combination of their Contribution(s) with the Work to which such Contribution(s) was submitted. If You institute patent litigation against any entity (including a crossclaim or counterclaim in a lawsuit) alleging that the Work or a Contribution incorporated within the Work constitutes direct or contributory patent infringement, then any patent licenses granted to You under the License for that Work shall terminate as of the date such litigation is filed.

4. Redistribution. You may reproduce and distribute copies of the Work or Derivative Works thereof in any medium, with or without modifications, and in Source or Object form, provided that You meet the following conditions:

(a) You must give any other recipients of the Work or Derivative Works a copy of this License and

(b) You must cause any modified files to carry prominent notices stating that You changed the file, and

(c) You must retain, in the Source form of any Derivative Works that You distribute, all copyright, patent, trademark, and attribution notices from the Source form of the Work, excluding those notices that do not pertain to any part of the Derivative Work; and

(d) If the Work includes a "NOTICE" text file as part of its distribution, then any Derivative Works that You distribute must include a readable copy of the attribution notices contained within such NOTICE file, excluding those notices that do not pertain to any part of the Derivative Works, in at least one of the following places: within a NOTICE text file distributed as part of the Derivative Works; within the Source form of documentation, if provided along with the Derivative Works; or, within a display generated by the Derivative Works, if and wherever such third-party notices normally appear. The contents of the NOTICE file are for informational purposes only and do not modify the License. You may add Your own attribution notices within Derivative Works that You distribute, alongside or as an addendum to the NOTICE text from the Work, provided that such additional attribution notices cannot be construed as modifying the License.

You may add Your own copyright statement to Your modifications and may provide additional or different license terms and conditions for use, reproduction, or distribution of Your modifications, or for any such Derivative Works as a whole, provided Your use, reproduction, and distribution of the Work otherwise complies with the conditions stated in the License.

5. Submission of Contributions. Unless You explicitly state otherwise, any Contribution intentionally submitted for inclusion in the Work by You to the Licensor shall be under the terms and conditions of this License, without any additional terms or conditions. Notwithstanding the above, nothing herein shall supersede or modify the terms of any separate license agreement you may have executed with Licensor regarding such Contributions.

6. Trademarks. This License does not grant permission to use the trade names, trademarks, service marks, or product names of the Licensor, except as required for reasonable and customary use in describing the origin of the Work and reproducing the content of the NOTICE file.

7. Disclaimer of Warranty. Unless required by applicable law or agreed to in writing, Licensor provides the Work (and each Contributor provides its Contribution(s)) on an "AS IS" BASIS, WITHOUT WARRANTIES OR CONDITIONS OF ANY KIND, either express or implied, including, without limitation, any warranties or conditions of TITLE, NON-INFRINGEMENT, MERCHANTABILITY, or FITNESS FOR A PARTICULAR PURPOSE. You are solely responsible for determining the appropriateness of using or redistributing the Work and assume any risks associated with Your exercise of permissions under this License.

8. Limitation of Liability. In no event and under no legal theory, whether in tort (including negligence), contract, or otherwise, unless required by applicable law (such as deliberate and grossly negligent acts) or agreed to in writing, shall any Contributor be liable to You for damages, including any direct, indirect, special, incidental, or consequential damages of any character arising as a result of this License or of the use or inability to use the Work (including but not limited to damages for loss of goodwill, work stoppage, computer failure or malfunction, or any and all other commercial damages or losses), even if such Contributor has been advised of the possibility of such damages.

9. Accepting Warranty or Additional Liability. While redistributing the Work or Derivative Works thereof, You may choose to offer, and charge a fee for, acceptance of support, warranty, indemnity, or other liability obligations (and/or rights consistent with this License). However, in accepting such obligations, You may act only on Your own behalf and on Your sole responsibility, not on behalf of any other Contributor, and only if You agree to indemnify, defend, and hold each Contributor harmless for any liability incurred by or claims asserted against, such Contributor by reason of your accepting any such warranty or additional liability.

END OF TERMS AND CONDITIONS

APPENDIX: How to apply the Apache License to your work.

To apply the Apache License to your work, attach the following boilerplate notice, with the fields enclosed by brackets "[]" replaced with your own identifying information. (Don't include the brackets!) The text should be enclosed in the appropriate comment syntax for the file format. We also recommend that a file or class name and description of purpose be included on the same "printed page" as the copyright notice for easier identification within third-party archives.

Copyright [yyyy] [name of copyright owner]

Licensed under the Apache License, Version 2.0 (the "License"); you may not use this file except in compliance with the License. You may obtain a copy of the License at <http://www.apache.org/licenses/LICENSE-2.0>

Unless required by applicable law or agreed to in writing, software distributed under the License is distributed on an "AS IS" BASIS, WITHOUT WARRANTIES OR CONDITIONS OF ANY KIND, either express or implied. See the License for the specific language governing permissions and limitations under the License.

BZip2 License

This program, "bzip2", the associated library "libbzip2", and all documentation, are copyright (C) 1996-2007 Julian R Seward. All rights reserved.

Component Name	License	URL
bzip2 1.0.6	Bzip2	http://www.bzip.org/

Redistribution and use in source and binary forms, with or without modification, are permitted provided that the following conditions are met:

1. Redistributions of source code must retain the above copyright notice, this list of conditions and the following disclaimer.
2. The origin of this software must not be misrepresented; you must not claim that you wrote the original software. If you use this software in a product, an acknowledgment in the product documentation would be appreciated but is not required.
3. Altered source versions must be plainly marked as such, and must not be misrepresented as being the original software.
4. The name of the author may not be used to endorse or promote products derived from this software without specific prior written permission.

THIS SOFTWARE IS PROVIDED BY THE AUTHOR "AS IS" AND ANY EXPRESS OR IMPLIED WARRANTIES, INCLUDING, BUT NOT LIMITED TO, THE IMPLIED WARRANTIES OF MERCHANTABILITY AND FITNESS FOR A PARTICULAR PURPOSE ARE DISCLAIMED. IN NO EVENT SHALL THE AUTHOR BE LIABLE FOR ANY DIRECT, INDIRECT, INCIDENTAL, SPECIAL, EXEMPLARY, OR CONSEQUENTIAL DAMAGES (INCLUDING, BUT NOT LIMITED TO, PROCUREMENT OF SUBSTITUTE GOODS OR SERVICES; LOSS OF USE, DATA, OR PROFITS; OR BUSINESS INTERRUPTION) HOWEVER CAUSED AND ON ANY THEORY OF LIABILITY, WHETHER IN CONTRACT, STRICT LIABILITY, OR TORT (INCLUDING NEGLIGENCE OR OTHERWISE) ARISING IN ANY WAY OUT OF THE USE OF THIS SOFTWARE, EVEN IF ADVISED OF THE POSSIBILITY OF SUCH DAMAGE.

Julian Seward, jseward@bzip.org
bzip2/libbzip2 version 1.0.6 of 10 December 2007

University of Illinois / NCSA Open Source License

Copyright (c) 1999-2007, The Board of Trustees of the University of Illinois All Rights Reserved.

Component Name	License
lperf-2.0.0.5	University of Illinois / NCSA Open Source

lperf performance test

Mark Gates

Ajay Trumala

Jim Ferguson

Jon Dugan

Feng Qin

Kevin Gibbs

John Estabrook

National Laboratory for Applied Network Research

National Center for Supercomputing Applications

University of Illinois at Urbana-Champaign

<http://www.ncsa.uiuc.edu>

Permission is hereby granted, free of charge, to any person obtaining a copy of this software (lperf) and associated documentation files (the "Software"), to deal in the Software without restriction, including without limitation the rights to use, copy, modify, merge, publish, distribute, sublicense, and/or sell copies of the Software, and to permit persons to whom the Software is furnished to do so, subject to the following conditions:

Redistributions of source code must retain the above copyright notice, this list of conditions and the following disclaimers.

Redistributions in binary form must reproduce the above copyright notice, this list of conditions and the following disclaimers in the documentation and/or other materials provided with the distribution.

Neither the names of the University of Illinois, NCSA, nor the names of its contributors may be used to endorse or promote products derived from this Software without specific prior written permission. THE SOFTWARE IS PROVIDED "AS IS", WITHOUT WARRANTY OF ANY KIND, EXPRESS OR IMPLIED, INCLUDING BUT NOT LIMITED TO THE WARRANTIES OF MERCHANTABILITY, FITNESS FOR A PARTICULAR PURPOSE AND NONINFRINGEMENT. IN NO EVENT SHALL THE CONTRIBUTORS OR COPYRIGHT HOLDERS BE LIABLE FOR ANY CLAIM, DAMAGES OR OTHER LIABILITY, WHETHER IN AN ACTION OF CONTRACT, TORT OR OTHERWISE, ARISING FROM, OUT OF OR IN CONNECTION WITH THE SOFTWARE OR THE USE OR OTHER DEALINGS IN THE SOFTWARE.

PHP 3.01 License

The PHP License, version 3.01 Copyright (c) 1999 - 2010 The PHP Group. All rights reserved.

Component Name	License	URL
php-5.2.17	PHP 3.01	http://www.php.net/distributions

Redistribution and use in source and binary forms, with or without modification, is permitted provided that the following conditions are met:

1. Redistributions of source code must retain the above copyright notice, this list of conditions and the following disclaimer.
2. Redistributions in binary form must reproduce the above copyright notice, this list of conditions and the following disclaimer in the documentation and/or other materials provided with the distribution.
3. The name "PHP" must not be used to endorse or promote products derived from this software without prior written permission. For written permission, please contact group@php.net.
4. Products derived from this software may not be called "PHP", nor may "PHP" appear in their name, without prior written permission from group@php.net. You may indicate that your software works in conjunction with PHP by saying "Foo for PHP" instead of calling it "PHP Foo" or "phpfoo".
5. The PHP Group may publish revised and/or new versions of the license from time to time. Each version will be given a distinguishing version number. Once covered code has been published under a particular version of the license, you may always continue to use it under the terms of that version. You may also choose to use such covered code under the terms of any subsequent version of the license published by the PHP Group. No one other than the PHP Group has the right to modify the terms applicable to covered code created under this license.
6. Redistributions of any form whatsoever must retain the following acknowledgment: "This product includes PHP software, freely available from <<http://www.php.net/software/>>".

THIS SOFTWARE IS PROVIDED BY THE PHP DEVELOPMENT TEAM "AS IS" AND ANY EXPRESSED OR IMPLIED WARRANTIES, INCLUDING, BUT NOT LIMITED TO, THE IMPLIED WARRANTIES OF MERCHANTABILITY AND FITNESS FOR A PARTICULAR PURPOSE ARE DISCLAIMED. IN NO EVENT SHALL THE PHP DEVELOPMENT TEAM OR ITS CONTRIBUTORS BE LIABLE FOR ANY DIRECT, INDIRECT, INCIDENTAL, SPECIAL, EXEMPLARY, OR CONSEQUENTIAL DAMAGES (INCLUDING, BUT NOT LIMITED TO, PROCUREMENT OF SUBSTITUTE GOODS OR SERVICES; LOSS OF USE, DATA, OR PROFITS; OR BUSINESS INTERRUPTIONS HOWEVER CAUSED AND ON ANY THEORY OF LIABILITY, WHETHER IN CONTRACT, STRICT LIABILITY, OR TORT (INCLUDING NEGLIGENCE OR OTHERWISE) ARISING IN ANY WAY OUT OF THE USE OF THIS SOFTWARE, EVEN IF ADVISED OF THE POSSIBILITY OF SUCH DAMAGE.

This software consists of voluntary contributions made by many individuals on behalf of the PHP Group. The PHP Group can be contacted via Email at group@php.net.

For more information on the PHP Group and the PHP project, please see <<http://www.php.net>>. PHP includes the Zend Engine, freely available at <<http://www.zend.com>>.

zlib / libpng License

This software is provided "as-is", without any express or implied warranty. In no event will the authors be held liable for any damages arising from the use of this software.

Component Name	License	URL
zlib-1.2.8	zlib / libpng	http://zlib.net/

Copyright (C) 1995-2010 Jean-loup Gailly and Mark Adler

Permission is granted to anyone to use this software for any purpose, including commercial applications, and to alter it and redistribute it freely, subject to the following restrictions:

1. The origin of this software must not be misrepresented; you must not claim that you wrote the original software. If you use this software in a product, an acknowledgment in the product documentation would be appreciated but is not required.
2. Altered source versions must be plainly marked as such, and must not be misrepresented as being the original software.
3. This notice may not be removed or altered from any source distribution.

Jean-loup Gailly, Mark Adler

jloup@gzip.org moadler@alumni.org caltech.edu

The data format used by the zlib library is described by RFCs (Request for Comments) 1950 to 1952 in the files <http://www.ietf.org/rfc/rfc1950.txt> (zlib format), <http://www.ietf.org/rfc/rfc1951.txt> (deflate format) and <http://www.ietf.org/rfc/rfc1952.txt> (gzip format).

Toute modification entreprise dans la conception de cet appareil non expressément approuvée par la partie responsable de la conformité pourrait annuler l'autorisation de l'utilisateur à utiliser l'équipement.

Cet appareil est conforme au point 15 du règlement FCC. Son fonctionnement est soumis aux deux conditions suivantes : (1) Cet appareil ne peut pas causer d'interférences nuisibles et (2) doit accepter toute interférence reçue, y compris les interférences susceptibles de causer un mauvais fonctionnement.

Cet équipement a été testé et se conforme aux limites relatives à un appareil numérique de classe A, conformément à la partie 15 des Réglementations FCC. Ces limites sont élaborées pour fournir un degré raisonnable de protection contre les interférences dangereuses si l'équipement fonctionne dans un environnement commercial.

Cet équipement génère, utilise et peut produire une énergie à radio fréquence, s'il n'est pas installé et utilisé selon le manuel d'instruction, il peut causer des interférences nuisibles aux communications radioélectroniques.

Le fonctionnement de cet équipement au sein d'une zone résidentielle peut provoquer des interférences dangereuses, dans ce cas l'utilisateur est sommé de corriger l'interférence à ses propres frais.



Hamwa Technin se soucie de l'environnement à toutes les phases de fabrication du produit et s'engage à tout mettre en œuvre pour offrir à ses clients des produits plus respectueux de l'environnement. La marque Eco représente l'engagement de Hamwa Technin à créer des produits respectueux de l'environnement et indique que le produit est conforme à la Directive RoHS de l'Union européenne.



Les bons gestes de mise au rebut de ce produit (Déchets d'équipements électriques et électroniques)

(Applicable dans les pays de l'Union Européenne et dans d'autres pays européens pratiquant le tri sélectif)

Ce symbole sur le produit, ses accessoires ou sa documentation indique que ni le produit, ni ses accessoires électroniques usagés (chargeur, casque audio, câble USB, etc.) ne peuvent être jetés avec les autres déchets ménagers. La mise au rebut incontrôlée des déchets présentant des risques environnementaux et de santé publique, veuillez séparer vos produits et accessoires usagés des autres déchets. Vous favoriserez ainsi le recyclage de la matière qui les compose dans le cadre d'un développement durable.

Les particuliers sont invités à contacter le magasin leur ayant vendu le produit ou à se renseigner auprès des autorités locales pour connaître les procédures et les points de collecte de ces produits en vue de leur recyclage. Les entreprises et professionnels sont invités à contacter leurs fournisseurs et à consulter les conditions de leur contrat de vente. Ce produit et ses accessoires ne peuvent être jetés avec les autres déchets professionnels et commerciaux.



Élimination des batteries de ce produit

(Applicable aux pays de l'Union européenne et aux autres pays européens dans lesquels des systèmes de collecte sélective sont mis en place.)

Le symbole sur la batterie, le manuel ou l'emballage indique que les batteries de ce produit ne doivent pas être éliminées en fin de vie avec les autres déchets ménagers. L'indication éventuelle des symboles chimiques Hg, Cd ou Pb signifie que la batterie contient des quantités de mercure, de cadmium ou de plomb supérieures aux niveaux de référence stipulés dans la directive CE 2006/66. Si les batteries ne sont pas correctement éliminées, ces substances peuvent porter préjudice à la santé humaine ou à l'environnement.

Afin de protéger les ressources naturelles et d'encourager la réutilisation du matériel, veuillez à séparer les batteries des autres types de déchets et à les recycler via votre système local de collecte gratuite des batteries.

Head Office

6, Pangyo-ro 319 beon-gil, Bundang-gu, Seongnam-si,
Gyeonggi-do, 463-400 Rep. of KOREA
Tel : +82.70.7147.8753 Fax : +82.31.8018.3740
www.hanwha-security.com

Hanwha Techwin America

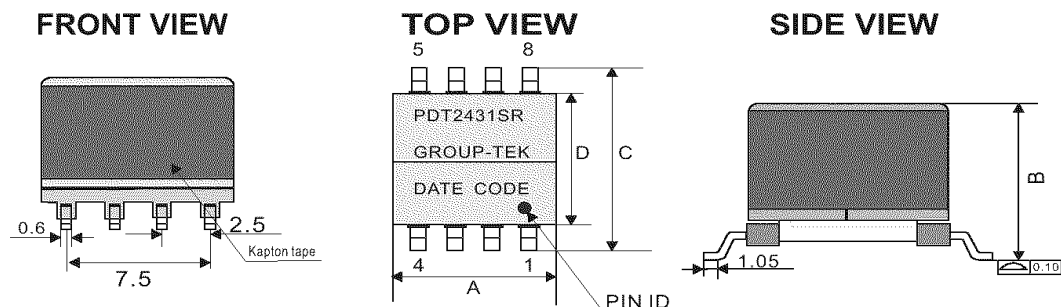
500 Frank W. Burr Blvd. Suite 43 Teaneck, NJ 07666
Toll Free +1.877.213.1222 Direct +1.201.325.6920
Fax +1.201.373.0124
www.hanwha-security.com

Hanwha Techwin Europe

Heriot House, Heriot Road, Chertsey, Surrey, KT16 9DT, United Kingdom
Tel +44.1932.57.8100 Fax +44.1932.57.8101
www.hanwha-security.eu



2. Mechanical Dimensions:



Note:

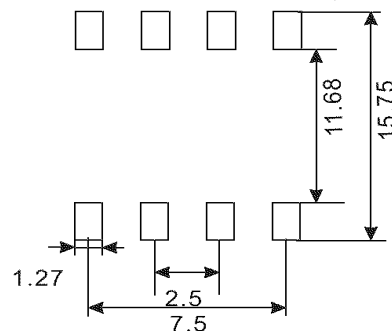
1. Wrap 2Ts of 6mm tape around the finished part.

Unit: mm

A MAX	B MAX	C MAX	D TYP
12.7	11.43	15.24	10.60

SUGGESTED PAD LAYOUT

Unit: mm Tolerances: +/-0.2



3. Electrical Characteristics :

Specifications Test: at 25 °C. Operating Temperature: -40 to +105°C			
NO.	ITEM	TEST CONDITION	SPECIFICATION
1	Inductance	(3-4)@200kHz, 0.1v	155uH+/-10%.
2	Inductance	(2-1)@200kHz, 0.1v	30uH+/-15%.
3	Inductance	(7-5)/(8-6)@200kHz, 0.1v	5.3uH+/-15%.
4	Leakage Inductance	(3-4) with shorted other@200kHz, 0.1v	3.6uH MAX.
5	DCR	(3-4) @ 25°C	0.414 Ω Max.
6		(7+8)-(5+6) @ 25°C	0.06Ω Max.
7		(2-1) @ 25°C	0.822Ω Max.
8	HI-POT	PRI TO SEC	1500Vac 1mA 3Sec.
9	T/R	(3-4):(9+10-7+8):(2-1)	33:6:14±2%.

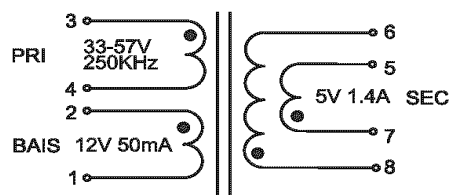
5. Winding Information:

WINDING SEQ.	ST-FN	WIRE/FOIL	TURNS	WRAP INSUL.	MARGIN TAPE	SLEEVE	NOTE
1	3--4	0.30mm 2UEW	33	2T w6.0mm	N/A	N/A	1
2	8--6 7--5	0.30mm 2UEW R 0.30mm 2UEW N	6	2T w6.0mm	2T W0.80mm	N/A	1
3	2--1	0.23mm 2UEW	14	2T w6.0mm	2T W0.80mm	N/A	1

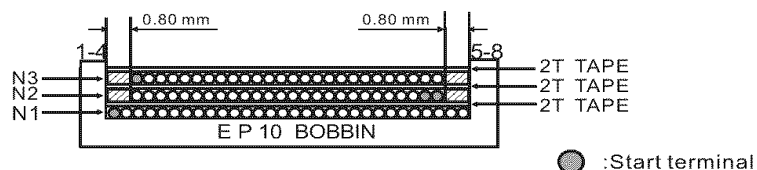
NOTE :

1. - Place the bobbin pin 1 right side of operator.

6. Schematic:



7. Winding construction



8. Material List

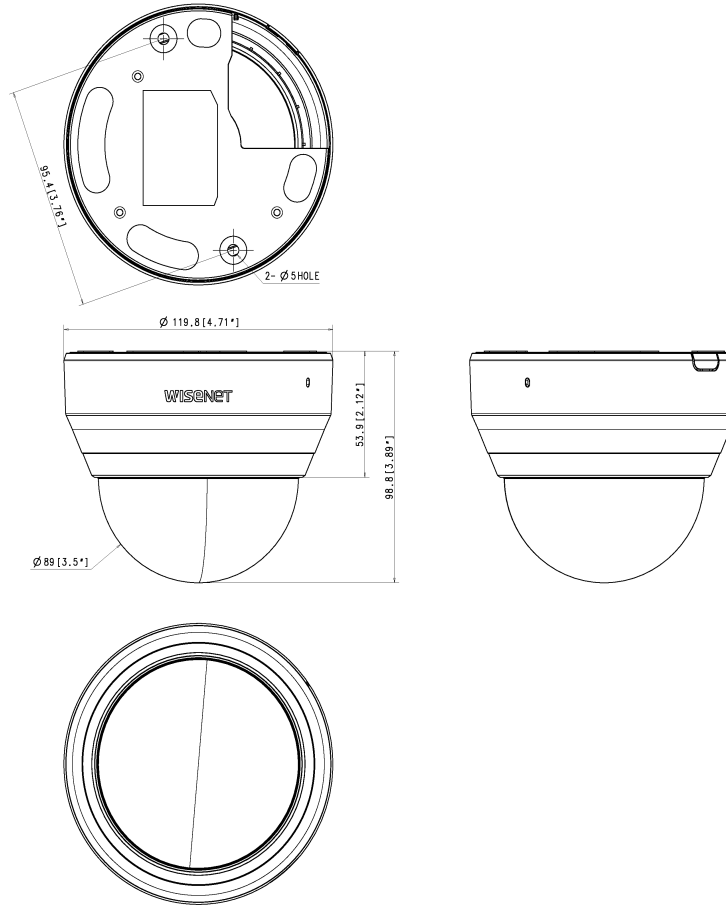
NO.	ITEM.	MATERIALS	SUPPLIERS/MANUFACTURES	UL FILE NO.
1	BOBBIN	PHENOLIC T375J UL RATING: 94V-0 THERMAL RATING:150°C	CHANG CHUN PLASTIC CO.LTD.	QMFZ2.E59481
2	CORE	Ep10 PG232A	High-tech Electronics Co.,Ltd.	N/A
3	WIRE	POLYURETHANE ENAMELED TYPE NO.:2UEW 0.23mm 0.30mm THERMAL RATING:180°C	Shing Shun Magnet wire(HuiZhou) Co.,Ltd	E255839
4	TAPE	ADHESIVE POLYESTER TAPE TYPE NO.:W-001 THERMAL RATING:130°C yellow tape: for inner coils	Shen zhen Weichuangda Packing material Co.,Ltd	E333581
5	TAPE	ADHESIVE POLYESTER TAPE TYPE NO.:S19(kapton tape) THERMAL RATING:200°C Kapton tape: for outside of core	Shen zhen yanda electronic Technology Co.,Ltd	E309332
6	SOLDER	SN/CU: 99.3/0.7	Gao Xin stannum industry Co.,Ltd	N/A
7	Glue	E-500(xx) E-504H-1 THERMAL RATING:130°C	Dong Guan city eatto electronic material Co.,Ltd	E218090
8	INK	VIC-120	Shenshen Huarui samwo group Co.,Ltd	N/A

9. PACKING INFORMATION:

DESCRIPTION	QTY
PIECES PER REEL	250
PIECES PER POCKET	1
PIECES PER BOX	750
REEL PER BOX	3
GROSS WEIGHT PER BOX(KG)	TBD
NET WEIGHT PER BOX(KG)	TBD

LND-6070R

UNIT : mm[inch]





Project No. 4788307337

File E158873

Page 1

Compliance

Review

Conducted by:

Printed Name

Signature

Date

Standard SCC Requirements and Guidance - Product Certification Body Accreditation Program Edition/ Revision Date 2016-04-06

Clause/Par. Reference and Construction Requirement	Comply			Comments/Measurements	Inst. ID No.
	Yes	No	N/A		
9.2.3 CBs shall include dual language safety labeling within their product certification requirements, if so required by the standard or by the authority having jurisdiction.					
The manufacturer has confirmed they have the ability to include English and French safety labeling exactly as specified in the product standard; or, if NOT specified in the product standard, the ability to include English and French safety labelling consisting of markings associated with the signal words DANGER, WARNING, and CAUTION when required.	X			The ability of the manufacturer to include these markings was verified by either (1) visual inspection of the markings on the actual product or (2) draft of labels that will be applied to the product or (3) written confirmation from the customer of the markings that will appear on the product. If the product standard provides the exact translation, the evidence must match the exact translation. If the product standard does NOT provide the exact translation, the evidence must simply include both the English and French text (no verification of translation is required).	N/A

Project No. 4788307337

File E158873

Page 2

Compliance
Review

Conducted by:

Printed Name

Signature

Date

Clause/Par. Reference and Construction Requirement	Comply			Comments/Measurements	Inst. ID No.
	Yes	No	N/A		
Manufacturer has a method to manage distribution of products, IF all products with the Canadian certification mark are NOT going to include the dual language.	X			<p>Evaluation staff are to only verify that the manufacturer has a method to control distribution.</p> <p>Evaluation staff do not have to record the method of control nor are the evaluation staff expected to verify the effectiveness of the method of control. This requirement to verify that a method exists will be noted in the FUS Procedure. The UL Field Engineer will verify the method during surveillance.</p> <p>If the manufacturer is going to include the dual language on all products with the Canadian certification mark, then this item is N/A; no further action required.</p>	N/A

5mm Infrared LED**XB-L5BT3BAD-80****SAMPLE APPROVAL SHEET**NUMBER OF SAMPLE: YP1710011SAMASON P/N: XB-L5BT3BAD-80SPECIFICATION: 5mm有边黑色红外LEDREV: A/1EFFECTIVE TIME: 2017-11-21

Customer:				
Customer Approval	Check	Inspection	Approval	Date

Provider:				
Provider Approval	Drawn	Check	Approval	Date
	赵晓英	谈历龙	王惠秋	2017-11-21

5mm Infrared LED**XB-L5BT3BAD-80**

Features

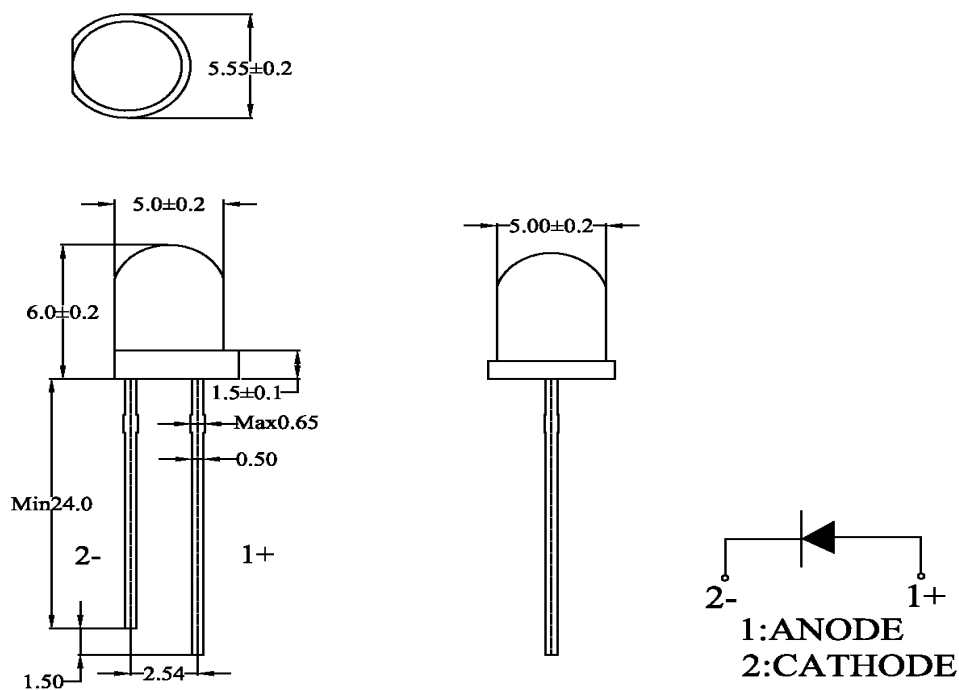
- 2.54mm Lead spacing
- Peak wavelength: $\lambda_P = 850\text{nm}$
- Pb Free
- RoSH-compliant
- High reliability
- The long service life, low driving voltage

Applications

- Infrared Illumination for cameras
- Surveillance systems
- Machine vision systems
- Smoke detector
- Infrared applied system

Safety Advices

Depending on the mode of operation, these devices emit highly concentrated non visible infrared light which can be hazardous to the human eye. Products which incorporate these devices have to follow the safety precautions given in IEC 60825-1 and IEC 62471 .

5mm Infrared LED**XB-L5BT3BAD-80****Part Number: XB-L5BT3BAD-80****■ Package Dimensions And Materials**

Chip		Lens Color
Material	Emitting Color	
AlGaAs	Infrared	Black

Notes:

- 1.All dimension units are millimeters
- 2.All dimension tolerance is ± 0.2 mm unless otherwise noted
- 3.An epoxy meniscus may extend about 1.5 mm down the leads
- 4.Burr around bottom of epoxy may be 0.5 mm max...

5mm Infrared LED**XB-L5BT3BAD-80****■ Absolute Maximum Rating at TA=25°C**

Item	Symbol	Absolute Maximum Rating	Unit
Peak Forward Current (1/10Duty Cycle,0.1ms Pulse Width)	Ifp	1000	mA
Continuous Forward Current	If	100	mA
Reverse Voltage	VR	5	V
Power Dissipation	PD	150	mW
Electrostatic discharge	ESD	3000	V
Operation Temperature	Topr	-40 -- +85	°C
Storage Temperature	Tstg	-40 -- +100	°C
Lead Soldering Temperature	Tsol	Max.260°C for 5sec Max	
Junction temperature	Tj	125	°C

■ Typical Optical/Electrode Characteristic

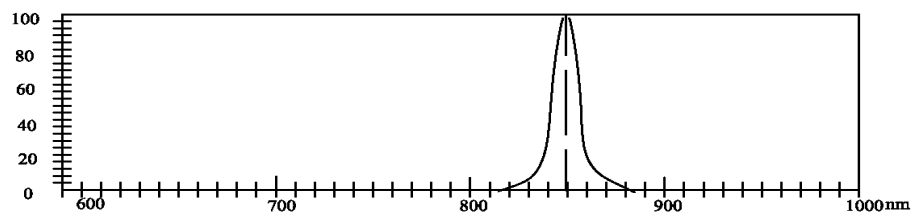
Item	Symbol	Condition	Min.	Typ.	Max.	Unit
Forward Voltage	Vf	IF=100mA	--	1.5	1.8	V
Reverse Current	Ir	Vr=5V	--	--	10	uA
50% Power Angle	2θ1/2	IF=100mA	--	80	--	deg
Radiation intensity	Ie	IF=100mA	20	35	--	mw/sr
The peak wave	λP	IF=100mA	--	850	--	nm
Spectral Line Half-Width	Δλ	IF=100mA	--	50	--	nm

5mm Infrared LED

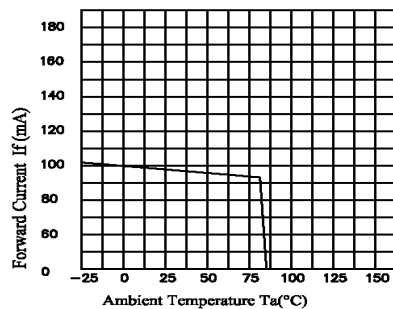
XB-L5BT3BAD-80

■ Typical Optical/Electrode Characteristic Curves
(Ta=25°C Unless Otherwise Noted)

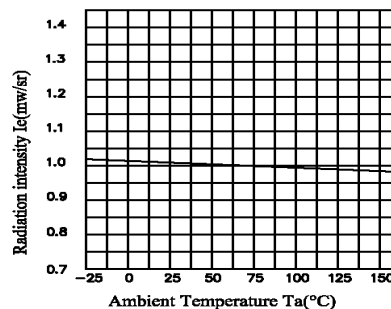
RELATIVE RESPONSE 100%=1.642e-G01



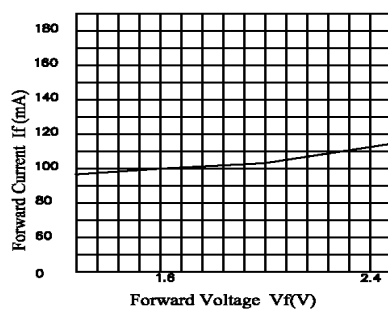
Forward Current vs. Ambient Temperature



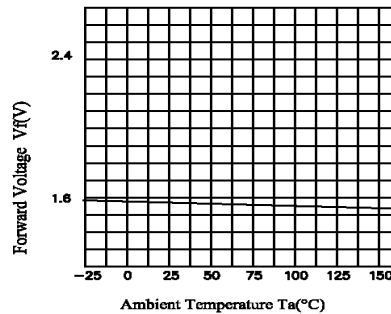
Relative Intensity vs. Ambient Temperature

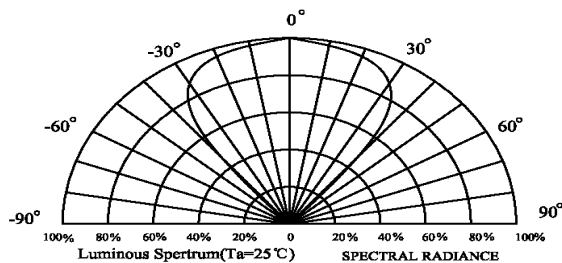


Forward Current vs. Ambient Temperature



Forward Current vs. Ambient Temperature



5mm Infrared LED**XB-L5BT3BAD-80****Soldering Condition(Pb-Free)****1.Iron:**

Soldering Iron:30W Max

Temperature 350℃ Max

Soldering Time:3 Seconds Max(One Time)

Distance:2mm Min(From solder joint to body)

2.Wave Soldering Profile

Dip Soldering

Preheat: 120℃ Max

Preheat time: 60seconds Max

Ramp-up

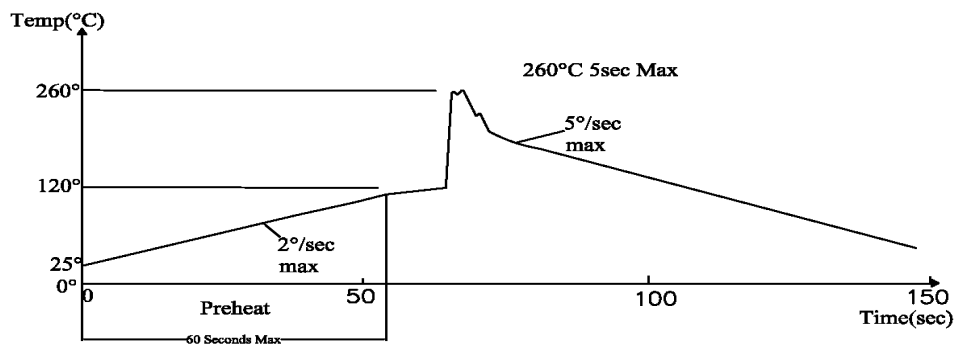
2℃/sec(max)

Ramp-Down:-5℃/sec(max)

Solder Bath:260℃ Max

Dipping Time:3 seconds Max

Distance:2mm Min(From solder joint to body)



5mm Infrared LED**XB-L5BT3BAD-80****■ Reliability Persult**

Test Classification	Test Item	Test Condititons	Test Duration	Sample Size	AC/RE
Life Test	Room Temperatuer DC Operating Life Test	Ta=25℃±5℃, IF=100mA	1000Hrs	22PCS	0/1
Environment Test	Thermal Shock Test	-10℃±5℃←→+100℃±5℃ 5min. 10sec. 5min	50cycles	22PCS	0/1
	Temperature Cycle Test	-35℃±5℃←→+85℃±5℃ 25min. 5min. 25min	200cycles	22PCS	0/1
	High Temperature High Humidity test	Ta=85℃±5℃ RH=85%±0.5%RH	1000Hrs	22PCS	0/1
	High Temperature Storage	Ta=100℃±5℃	1000Hrs	22PCS	0/1
	Low Temperature Storage	Ta=-55℃±5℃	1000Hrs	22PCS	0/1
Mechanical Test	Resistance to Soldering Heat	Ta=260℃±5℃	5sec	22PCS	0/1
	Lead Integrity	Load 2.5N(0.25kgf) 0° ~ 90° ~0°	3times	22PCS	0/1

■ Criteria for Judging The Damage



Item	Symbol	Test Conditions	Criteria for Judgment	
			Min.	Max.
Forward Voltage	V _F	IF=100mA		U.S.L.*1.2
Reverse Current	I _R	V _R =5V		U.S.L.*2.2
Luminous Intensity	I _v	IF=100mA	L.S.L.**×0.7	

U.S.L.* : Upper Standard Level

L.S.L.** : Lower Standard Level



Page 1 of 15

TEST REPORT IEC 62471 and/or EN 62471 Photobiological safety of lamps and lamp systems	
Report Reference No.	F690501/RF-SAF009832
Order No.	G-44-2018-00191
Tested by (name + signature).....	Ethan Kim 
Approved by (name + signature)	ChangMin Yi 
Date of issue	January 24, 2018
Total number of pages	15
Testing Laboratory	SGS Korea Co., Ltd. Gunpo Laboratory
Address	14, LS-ro 182beon-gil, Gunpo-si, Gyeonggi-do, 15807, Republic of Korea
Applicant's name	Hanwha Techwin Co., Ltd.
Address	Hanwha Techwin R&D center, 6 Pangyo-ro 319Beon-gil, Bundang-gu, Seongnam-si, Gyeonggi-do, 13488 KOREA
Test specification:	
Standard	<input checked="" type="checkbox"/> IEC 62471: 2006 (First Edition) <input type="checkbox"/> EN 62471: 2008
Test procedure	Test report
Non-standard test method	N/A
Test Report Form No.	IECEN62471A
TRF Originator	VDE Testing and Certification Institute
Master TRF	Dated 2009-05
TRF Modified by	SGS Korea Co., Ltd. Gunpo Laboratory
Modified TRF Form No.	TRF No. SAF5102-IEC62471A(2015/11/11)(0)
Test item description	Network Camera
Trade Mark	-
Manufacturer	Same as applicant
Model/Type reference	LND-6070R
Ratings	37-57 Vd.c.; 0,18 A

TRF No. SAF5102-IEC62471A(2015/11/11)(0)



Summary of testing: - The equipment is powered by PoE ((35 – 57 V d.c.)) - Testing were performed with adapter supplied by the applicant											
<table border="1"> <thead> <tr> <th>Hazard</th> <th>Risk Group</th> </tr> </thead> <tbody> <tr> <td>Actinic UV</td> <td>Exempt</td> </tr> <tr> <td>Near UV</td> <td>Exempt</td> </tr> <tr> <td>Blue Light</td> <td>Exempt</td> </tr> <tr> <td>Retinal Thermal Weak Visual</td> <td>Group 1</td> </tr> </tbody> </table>	Hazard	Risk Group	Actinic UV	Exempt	Near UV	Exempt	Blue Light	Exempt	Retinal Thermal Weak Visual	Group 1	
Hazard	Risk Group										
Actinic UV	Exempt										
Near UV	Exempt										
Blue Light	Exempt										
Retinal Thermal Weak Visual	Group 1										
Tests performed (name of test and test clause): 4.3.1 Actinic UV hazard exposure limit for the skin and eye 4.3.2 Near-UV hazard exposure limit for eye 4.3.3 Retinal blue light hazard exposure limit 4.3.5 Retinal thermal hazard exposure limit 4.3.7 Infrared radiation hazard exposure limits for the eye 4.3.8 Thermal hazard exposure limit for the skin	Testing location: Refer to page 1.										
Summary of compliance with National Differences: None											
Copy of marking plate: <div style="text-align: center;">-</div>											



Test item particulars		—
Tested lamp	<input checked="" type="checkbox"/> continuous wave lamps	<input type="checkbox"/> pulsed lamps
Tested lamp system	—	
Lamp classification group	<input type="checkbox"/> exempt	<input checked="" type="checkbox"/> risk 1 <input type="checkbox"/> risk 2 <input type="checkbox"/> risk 3
Lamp cap	—	
Bulb	—	
Rated of the lamp	—	
Furthermore marking on the lamp	—	
Seasoning of lamps according IEC standard	—	
Used measurement instrument	Bentham IDR300-PSL	
Temperature by measurement	25 ± 5 °C	
Information for safety use	—	
Possible test case verdicts:		
— test case does not apply to the test object : N/A		
— test object does meet the requirement : P (Pass)		
— test object does not meet the requirement : F (Fail)		
Testing:		
Date of receipt of test item : January 19, 2018		
Date (s) of performance of tests : January 22, 2018		
General remarks:		
Throughout this report a <input checked="" type="checkbox"/> comma / <input type="checkbox"/> point is used as the decimal separator.		
The test results presented in this report relate only to the object tested.		
This report shall not be reproduced, except in full, without the written approval of the Issuing testing laboratory.		
"(See Enclosure #)" refers to additional information appended to the report.		
"(See appended table)" refers to a table appended to the report.		
Throughout this report a comma is used as the decimal separator.		
This document is issued by the Company subject to its General Conditions of Service printed overleaf, available on request or accessible at http://www.sgs.com/en/Terms-and-Conditions.aspx and, for electronic format documents, subject to Terms and Conditions for Electronic Documents at www.sgs.com/terms_e-document.htm .		
Attention is drawn to the limitation of liability, indemnification and jurisdiction issues defined therein. Any holder of this document is advised that information contained hereon reflects the Company's findings at the time of its intervention only and within the limits of Client's instructions, if any. The Company's sole responsibility is to its Client and this document does not exonerate parties to a transaction from exercising all their rights and obligations under the transaction documents. This document cannot be reproduced except in full, without prior written approval of the Company. Any unauthorized alteration, forgery or falsification of the content or appearance of this document is unlawful and offenders may be prosecuted to the fullest extent of the law.		
Unless otherwise stated the results shown in this test report refer only to the sample(s) tested and such sample(s) are retained for 90 days only.		



General product information:

- The product can emit IR(non visible infrared light) when powered
- LED 12 EA (Manufacture: Cybright IR LED Technology Co., Ltd;
Model: XB-L5BT3BAD-80); $V_F = 1,8$ Vd.c.(Max); $I_F = 100$ mA; Angle = 80°

- Factory:
HANWHA TECHWIN (TIANJIN) CO., LTD.
No.11 Weiliu Rd, Micro-Electronic Industrial Park, TEDA, Tianjin, 300385, People's Republic of China



IEC / EN 62471			
Clause	Requirement + Test	Result – Remark	Verdict
4	EXPOSURE LIMITS		—
4.1	General		P
	The exposure limits in this standard is not less than 0,01 ms and not more than any 8-hour period and should be used as guides in the control of exposure		P
	Detailed spectral data of a light source are generally required only if the luminance of the source exceeds 10^4 cd m^{-2}		P
4.3	Hazard exposure limits		P
4.3.1	Actinic UV hazard exposure limit for the skin and eye		P
	The exposure limit for effective radiant exposure is 30 J m^{-2} within any 8-hour period		P
	To protect against injury of the eye or skin from ultraviolet radiation exposure produced by a broad-band source, the effective integrated spectral irradiance, E_s , of the light source shall not exceed the levels defined by:		P
	$E_s \cdot t = \sum_{200}^{400} \sum_f E_f(\lambda, t) \cdot S_{UV}(\lambda) \cdot \Delta\lambda \cdot \Delta t \leq 30 \text{ J m}^{-2}$		P
	The permissible time for exposure to ultraviolet radiation incident upon the unprotected eye or skin shall be computed by:		P
	$t_{\max} = \frac{30}{E_s} \text{ s}$		P
4.3.2	Near-UV hazard exposure limit for eye		P
	For the spectral region 315 nm to 400 nm (UV-A) the total radiant exposure to the eye shall not exceed 10000 J m^{-2} for exposure times less than 1000 s. For exposure times greater than 1000 s (approximately 16 minutes) the UV-A irradiance for the unprotected eye, E_{UVA} , shall not exceed 10 W m^{-2} .		P
	The permissible time for exposure to ultraviolet radiation incident upon the unprotected eye for time less than 1000 s, shall be computed by:		P
	$t_{\max} \leq \frac{10000}{E_{UVA}} \text{ s}$		P
4.3.3	Retinal blue light hazard exposure limit		P
	To protect against retinal photochemical injury from chronic blue-light exposure, the integrated spectral radiance of the light source weighted against the blue-light hazard function, $B(\lambda)$, i.e., the blue-light weighted radiance, L_B , shall not exceed the levels defined by:		P



IEC / EN 62471			
Clause	Requirement + Test	Result – Remark	Verdict
	$L_B \cdot t = \sum_{380}^{700} \sum_i L_{\lambda}(\lambda, t) \cdot B(\lambda) \cdot \Delta\lambda \cdot \Delta t \leq 10^6 \quad \text{J} \cdot \text{m}^{-2} \cdot \text{sr}^{-1}$		P
	$L_B = \sum_{380}^{700} L_{\lambda} \cdot B(\lambda) \cdot \Delta\lambda \leq 100 \quad \text{W} \cdot \text{m}^{-2} \cdot \text{sr}^{-1}$		P
4.3.4	Retinal blue light hazard exposure limit - small source		N/A
	Thus the spectral irradiance at the eye E_{λ} , weighted against the blue-light hazard function $B(\lambda)$ shall not exceed the levels defined by:		N/A
	$E_B \cdot t = \sum_{380}^{700} \sum_i E_{\lambda}(\lambda, t) \cdot B(\lambda) \cdot \Delta\lambda \cdot \Delta t \leq 100 \quad \text{J} \cdot \text{m}^{-2}$		N/A
	$E_B = \sum_{380}^{700} E_{\lambda} \cdot B(\lambda) \cdot \Delta\lambda \leq 1 \quad \text{W} \cdot \text{m}^{-2}$		N/A
4.3.5	Retinal thermal hazard exposure limit		N/A
	To protect against retinal thermal injury, the integrated spectral radiance of the light source, L_{λ} , weighted by the burn hazard weighting function $R(\lambda)$ (from Figure 4.2 and Table 4.2), i.e., the burn hazard weighted radiance, shall not exceed the levels defined by:		N/A
	$L_R = \sum_{380}^{1400} L_{\lambda} \cdot R(\lambda) \cdot \Delta\lambda \leq \frac{50\,000}{\alpha \cdot t^{0.25}} \quad \text{W} \cdot \text{m}^{-2} \cdot \text{sr}^{-1}$		N/A
4.3.6	Retinal thermal hazard exposure limit – weak visual stimulus		P
	For an infrared heat lamp or any near-infrared source where a weak visual stimulus is inadequate to activate the aversion response, the near infrared (780 nm to 1400 nm) radiance, L_{IR} , as viewed by the eye for exposure times greater than 10 s shall be limited to:		P
	$L_{IR} = \sum_{780}^{1400} L_{\lambda} \cdot R(\lambda) \cdot \Delta\lambda \leq \frac{6\,000}{\alpha} \quad \text{W} \cdot \text{m}^{-2} \cdot \text{sr}^{-1}$		P
4.3.7	Infrared radiation hazard exposure limits for the eye		N/A
	The avoid thermal injury of the cornea and possible delayed effects upon the lens of the eye (cataractogenesis), ocular exposure to infrared radiation, E_{IR} , over the wavelength range 780 nm to 3000 nm, for times less than 1000 s, shall not exceed:		N/A
	$E_{IR} = \sum_{780}^{3000} E_{\lambda} \cdot \Delta\lambda \leq 18\,000 \cdot t^{-0.75} \quad \text{W} \cdot \text{m}^{-2}$		N/A
	For times greater than 1000 s the limit becomes:		N/A



IEC / EN 62471			
Clause	Requirement + Test	Result – Remark	Verdict
	$E_{IR} = \sum_{380}^{3000} E_{\lambda} \cdot \Delta\lambda \leq 100 \quad W \cdot m^{-2}$		N/A
4.3.8	Thermal hazard exposure limit for the skin		N/A
	Visible and infrared radiant exposure (380 nm to 3000 nm) of the skin shall be limited to:		N/A
	$E_{HI} = \sum_{380}^{3000} \sum_t E_{\lambda}(\lambda, t) \cdot \Delta\lambda \cdot \Delta t \leq 20000 \cdot t^{0.25} \quad J \cdot m^{-2}$		N/A
5	MEASUREMENT OF LAMPS AND LAMP SYSTEMS		—
5.1	Measurement conditions		P
	Measurement conditions shall be reported as part of the evaluation against the exposure limits and the assignment of risk classification.		P
5.1.1	Lamp ageing (seasoning)		N/A
	Seasoning of lamps shall be done as stated in the appropriate IEC lamp standard.		N/A
5.1.2	Test environment		P
	For specific test conditions, see the appropriate IEC lamp standard or in absence of such standards, the appropriate national standards or manufacturer's recommendations.		P
5.1.3	Extraneous radiation		P
	Careful checks should be made to ensure that extraneous sources of radiation and reflections do not add significantly to the measurement results.		P
5.1.4	Lamp operation		P
	Operation of the test lamp shall be provided in accordance with:		P
	– the appropriate IEC lamp standard, or		N/A
	– the manufacturer's recommendation		P
5.1.5	Lamp system operation		N/A
	The power source for operation of the test lamp shall be provided in accordance with:		N/A
	– the appropriate IEC standard, or		N/A
	– the manufacturer's recommendation		N/A
5.2	Measurement procedure		P
5.2.1	Irradiance measurements		P
	Minimum aperture diameter 7mm.		P



IEC / EN 62471			
Clause	Requirement + Test	Result – Remark	Verdict
	Maximum aperture diameter 50 mm.		P
	The measurement shall be made in that position of the beam giving the maximum reading.		P
	The measurement instrument is adequate calibrated.		P
5.2.2	Radiance measurements		P
5.2.2.1	Standard method		P
	The measurements made with an optical system.		P
	The instrument shall be calibrated to read in absolute radiant power per unit receiving area and per unit solid angle to acceptance averaged over the field of view of the instrument.		P
5.2.2.2	Alternative method		N/A
	Alternatively to an imaging radiance set-up, an irradiance measurement set-up with a circular field stop placed at the source can be used to perform radiance measurements.		N/A
5.2.3	Measurement of source size		P
	The determination of α , the angle subtended by a source, requires the determination of the 50% emission points of the source.		P
5.2.4	Pulse width measurement for pulsed sources		N/A
	The determination of Δt , the nominal pulse duration of a source, requires the determination of the time during which the emission is > 50% of its peak value.		N/A
5.3	Analysis methods		P
5.3.1	Weighting curve interpolations		P
	To standardize interpolated values, use linear interpolation on the log of given values to obtain intermediate points at the wavelength intervals desired.		P
5.3.2	Calculations		P
	The calculation of source hazard values shall be performed by weighting the spectral scan by the appropriate function and calculating the total weighted energy.		P
5.3.3	Measurement uncertainty		P
	The quality of all measurement results must be quantified by an analysis of the uncertainty.		P
6	LAMP CLASSIFICATION		—



IEC / EN 62471			
Clause	Requirement + Test	Result – Remark	Verdict
	For the purposes of this standard it was decided that the values shall be reported as follows:		P
	– for lamps intended for general lighting service, the hazard values shall be reported as either irradiance or radiance values at a distance which produces an illuminance of 500 lux, but not at a distance less than 200 mm		N/A
	– for all other light sources, including pulsed lamp sources, the hazard values shall be reported at a distance of 200 mm		P
6.1	Continuous wave lamps		P
6.1.1	Exempt Group		F
	In the exempt group are lamps, which do not pose any photobiological hazard. The requirement is met by any lamp that does not pose:		P
	– an actinic ultraviolet hazard (E_s) within 8-hours exposure (30000 s), nor		P
	– a near-UV hazard (E_{UVA}) within 1000 s, (about 16 min), nor		P
	– a retinal blue-light hazard (L_B) within 10000 s (about 2,8 h), nor		P
	– a retinal thermal hazard (L_R) within 10 s, nor	Exceed the limit; See next group	F
	– an infrared radiation hazard for the eye (E_{IR}) within 1000 s		N/A
6.1.2	Risk Group 1 (Low-Risk)		P
	In this group are lamps, which exceeds the limits for the exempt group but that does not pose:		P
	– an actinic ultraviolet hazard (E_s) within 10000 s, nor		N/A
	– a near ultraviolet hazard (E_{UVA}) within 300 s, nor		N/A
	– a retinal blue-light hazard (L_B) within 100 s, nor		N/A
	– a retinal thermal hazard (L_R) within 10 s, nor		P
	– an infrared radiation hazard for the eye (E_{IR}) within 100 s		N/A
	Lamps that emit infrared radiation without a strong visual stimulus and do not pose a near-infrared retinal hazard (L_{IR}), within 100 s are in Risk Group 1.		N/A
6.1.3	Risk Group 2 (Moderate-Risk)		N/A
	This requirement is met by any lamp that exceeds the limits for Risk Group 1, but that does not pose:		N/A



IEC / EN 62471			
Clause	Requirement + Test	Result – Remark	Verdict
	– an actinic ultraviolet hazard (E_s) within 1000 s exposure, nor		N/A
	– a near ultraviolet hazard (E_{UVA}) within 100 s, nor		N/A
	– a retinal blue-light hazard (L_B) within 0,25 s (aversion response), nor		N/A
	– a retinal thermal hazard (L_R) within 0,25 s (aversion response), nor		N/A
	– an infrared radiation hazard for the eye (E_{IR}) within 10 s		N/A
	Lamps that emit infrared radiation without a strong visual stimulus and do not pose a near-infrared retinal hazard (L_{IR}), within 10 s are in Risk Group 2.		N/A
6.1.4	Risk Group 3 (High-Risk)		N/A
	Lamps which exceed the limits for Risk Group 2 are in Group 3.		N/A
6.2	Pulsed lamps		N/A



EN 62471			
Clause	Requirement + Test	Result - Remark	Verdict
	CENELEC COMMON MODIFICATIONS (EN)		—
4	EXPOSURE LIMITS		—
	Contents of the whole Clause 4 of IEC 62471:2006 moved into a new informative Annex ZB		—
	Clause 4 replaced by the following:		N/A
	Limits of the Artificial Optical Radiation Directive (2006/25/EC) have been applied instead of those fixed in IEC 62471:2006		N/A
4.1	General		N/A
	First paragraph deleted		—



IEC 62471			
Clause	Requirement + Test	Result – Remark	Verdict

Table 6.1 Emission limits for risk groups of continuous wave lamps									P
Risk	Action spectrum	Symbol	Units	Emission Measurement					
				Exempt		Low risk		Mod risk	
				Limit	Result	Limit	Result	Limit	Result
Actinic UV	$S_{UV}(\lambda)$	E_s	$W \cdot m^{-2}$	0,001	1.05E-05	0,003	—	0,03	—
Near UV	—	E_{UVA}	$W \cdot m^{-2}$	10	1.16E-05	33	—	100	—
Blue light	$B(\lambda)$	L_B	$W \cdot m^{-2} \cdot sr^{-1}$	100	0.0029	10000	—	4000000	—
Blue light, small source	$B(\lambda)$	E_B	$W \cdot m^{-2}$	1,0*	0E+00	1,0	0E+00	400	—
Retinal thermal	$R(\lambda)$	L_R	$W \cdot m^{-2} \cdot sr^{-1}$	28000/ α	—	28000/ α	—	71000/ α	—
Retinal thermal, weak visual stimulus**	$R(\lambda)$	L_{IR}	$W \cdot m^{-2} \cdot sr^{-1}$	6000/ α	3.48E+06	6000/ α	3.35E+03	6000/ α	3.35E+03
IR radiation, eye	—	E_{IR}	$W \cdot m^{-2}$	100	—	570	—	3200	—
* Small source defined as one with $\alpha < 0,011$ radian. Averaging field of view at 10000 s is 0,1 radian.									
** Involves evaluation of non-GLS source									




EN 62471			
Clause	Requirement + Test	Result – Remark	Verdict

Table 6.1		Emission limits for risk groups of continuous wave lamps (based on EU Directive 2006/25/EC)							N/A
Risk	Action spectrum	Symbol	Units	Emission Measurement					
				Exempt		Low risk		Mod risk	
				Limit	Result	Limit	Result	Limit	Result
Actinic UV	$S_{UV}(\lambda)$	E_s	$W \cdot m^{-2}$	0,001	—	—	—	—	—
Near UV	—	E_{UVA}	$W \cdot m^{-2}$	0,33	—	—	—	—	—
Blue light	$B(\lambda)$	L_B	$W \cdot m^{-2} \cdot sr^{-1}$	100	—	10000	—	4000000	—
Blue light, small source	$B(\lambda)$	E_B	$W \cdot m^{-2}$	0,01*	—	1,0	—	400	—
Retinal thermal	$R(\lambda)$	L_R	$W \cdot m^{-2} \cdot sr^{-1}$	$28000/\alpha$	—	$28000/\alpha$	—	$71000/\alpha$	—
Retinal thermal, weak visual stimulus**	$R(\lambda)$	L_{IR}	$W \cdot m^{-2} \cdot sr^{-1}$	545000 $0,0017 \leq \alpha \leq 0,011$	—				
				$6000/\alpha$ $0,011 \leq \alpha \leq 0,1$	—				
IR radiation, eye	—	E_{IR}	$W \cdot m^{-2}$	100	—	570	—	3200	—
* Small source defined as one with $\alpha < 0,011$ radian. Averaging field of view at 10000 s is 0,1 radian. ** Involves evaluation of non-GLS source									

**Photo documentation**

* External View (1 of 1)



* LED Power On View (1 of 1)

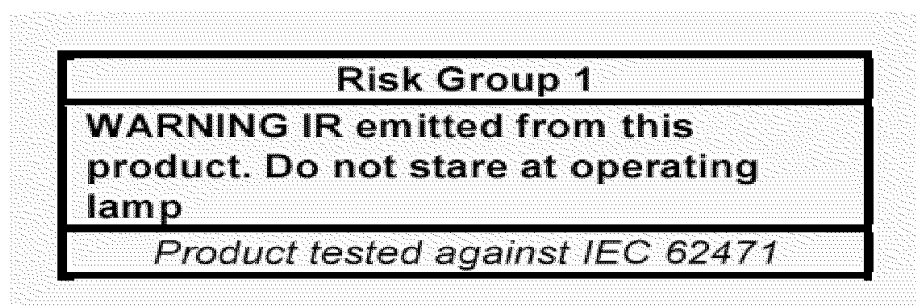




Furthermore remarks

* Resulting IEC 62471 Classification and Labelling

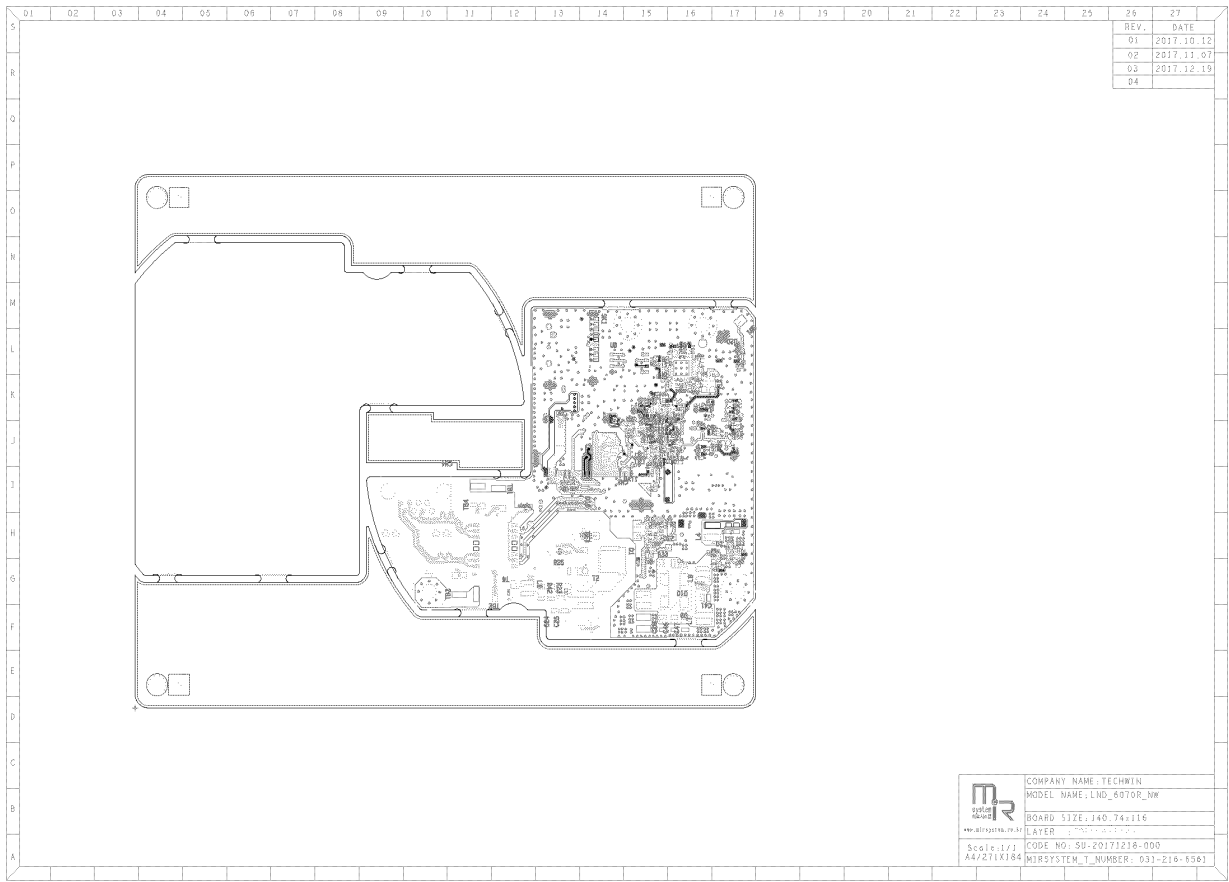
Hazard	Risk Group
Actinic UV	Exempt
Near UV	Exempt
Blue Light	Exempt
Retinal Thermal Weak Visual	Group 1



- END OF TEST REPORT -

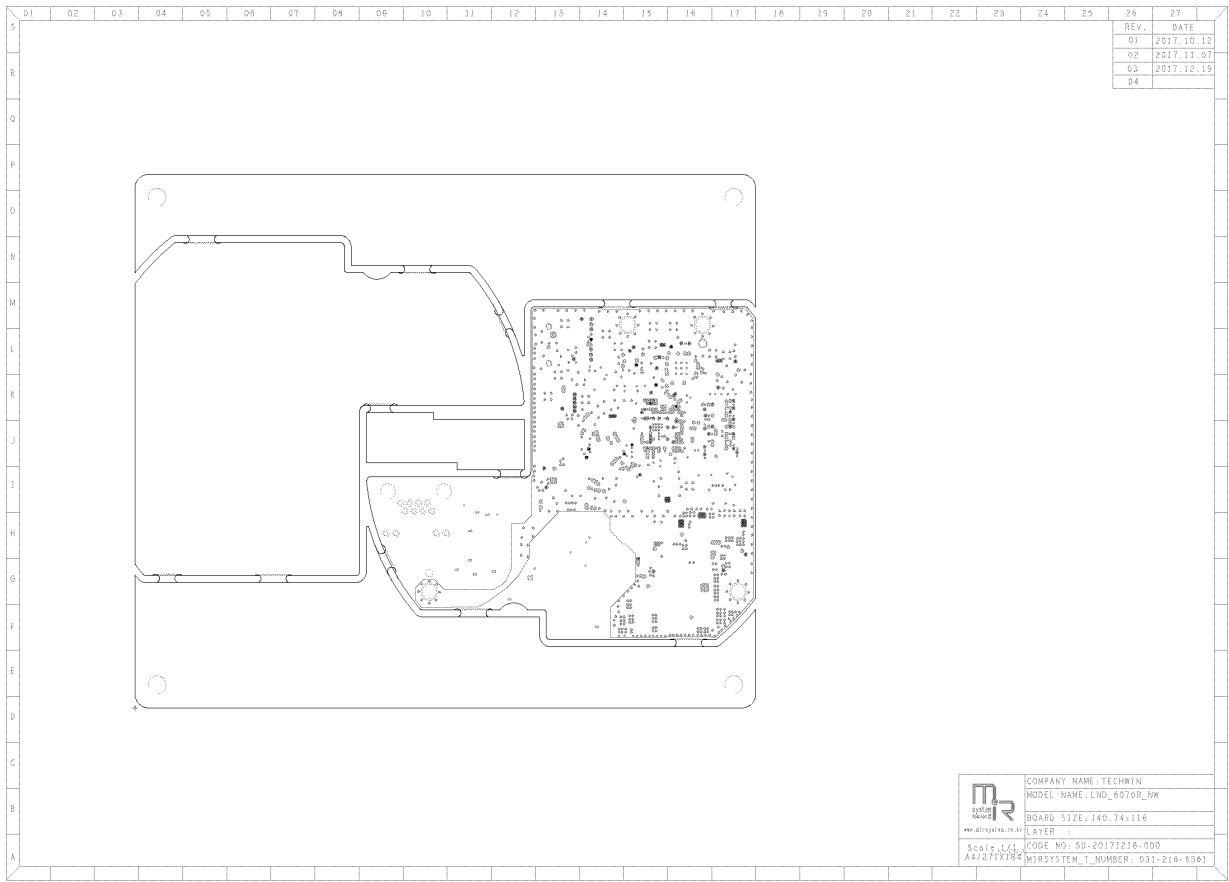
TRF No. SAF5102-IEC62471A(2015/11/11)(0)

ART FILM - 04_TOP



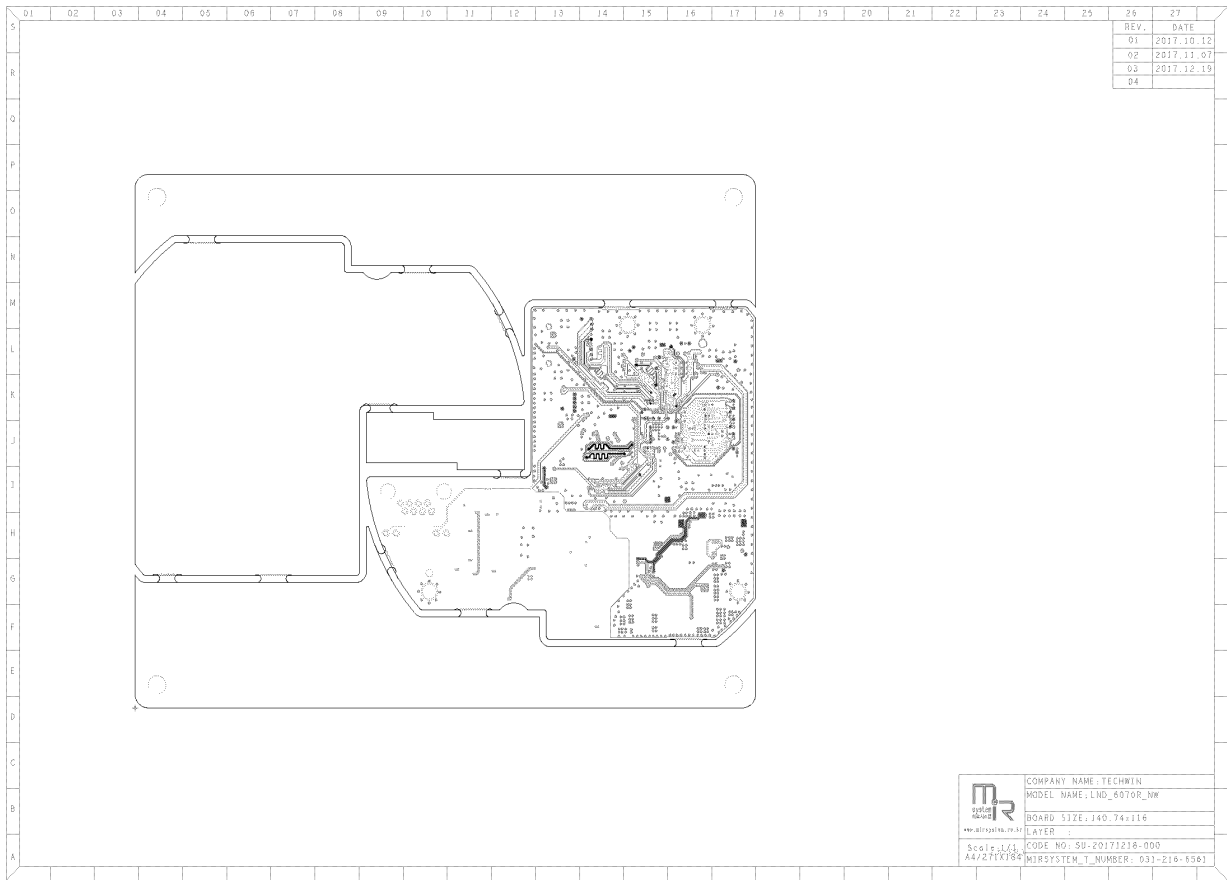
ART FILM - 04_TOP

ART FILM - 05_Layer2



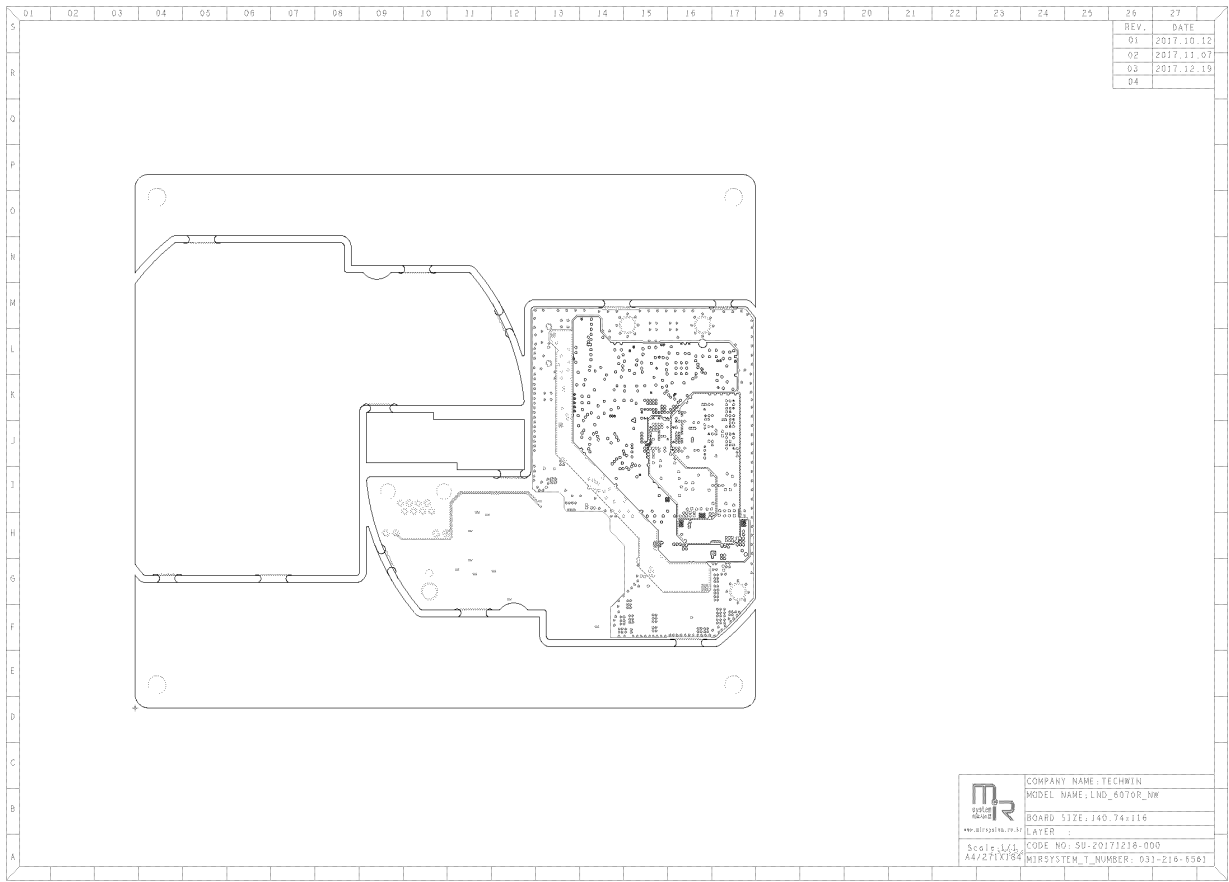
ART FILM - 05_Layer2

ART FILM - 06_Layer3



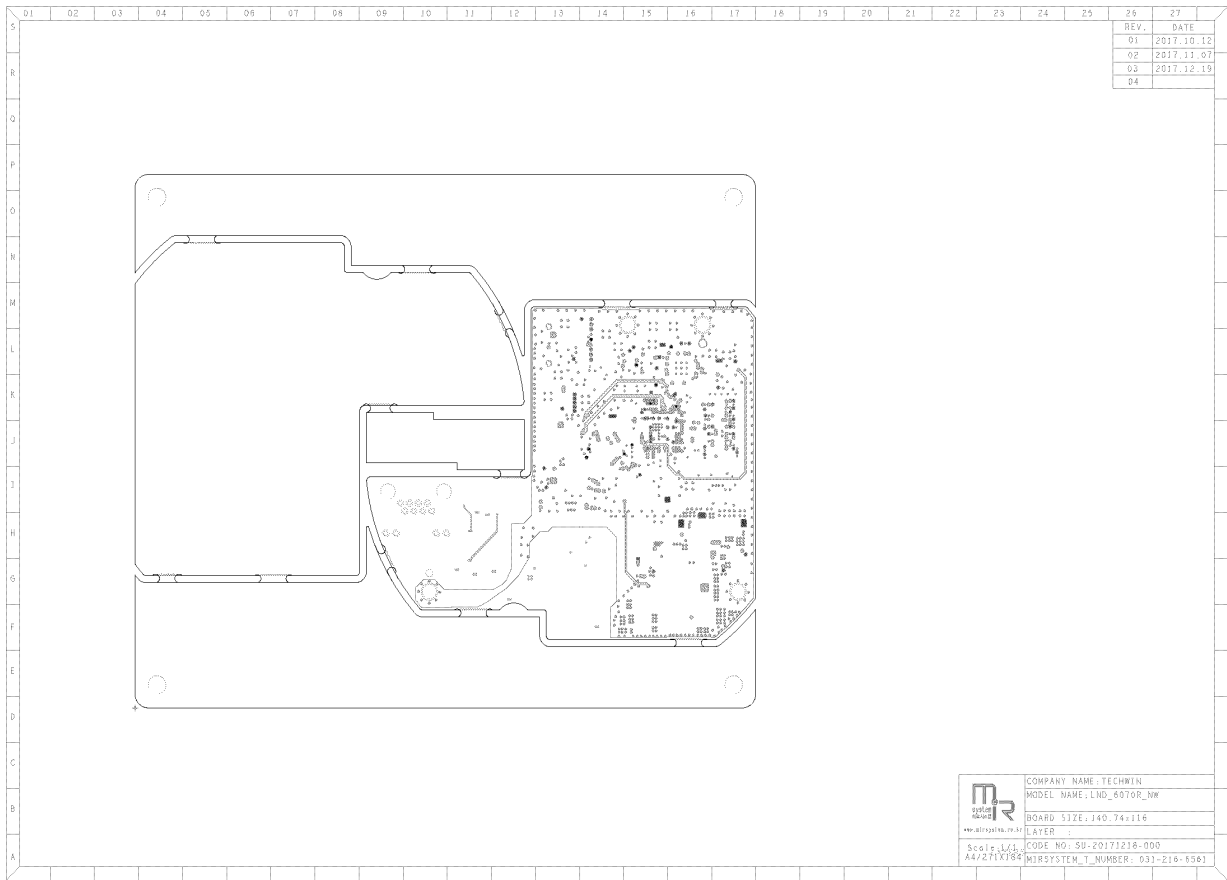
ART FILM - 06_Layer3

ART FILM - 07_Layer4



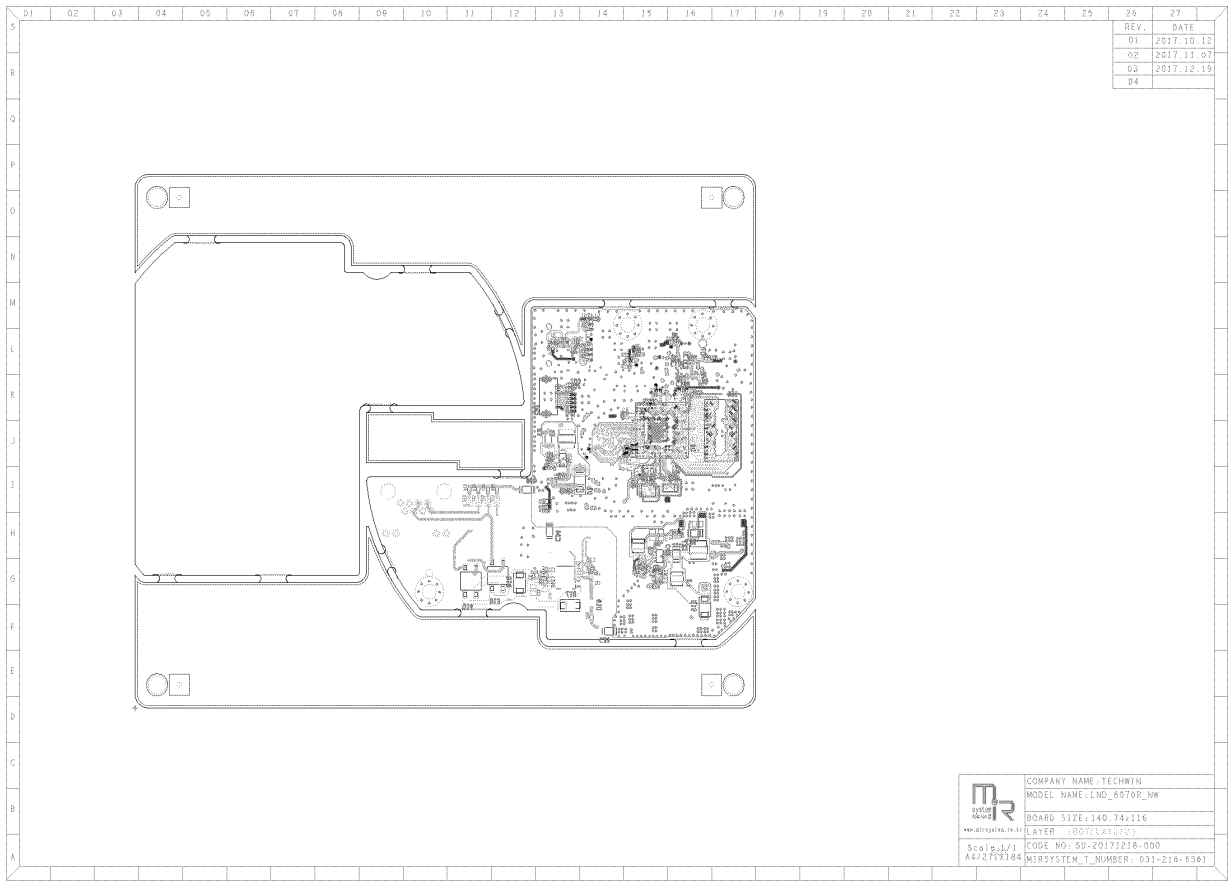
ART FILM - 07_Layer4

ART FILM - 08_Layer5

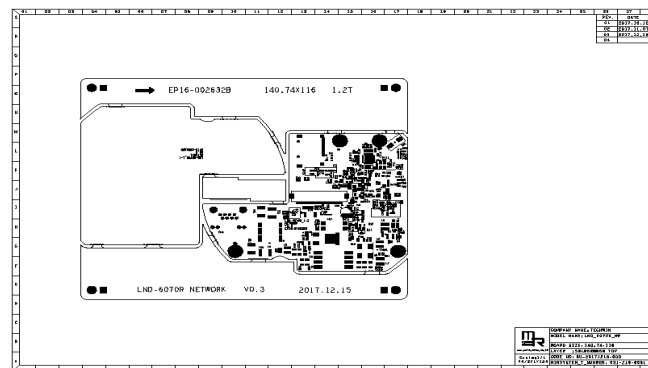


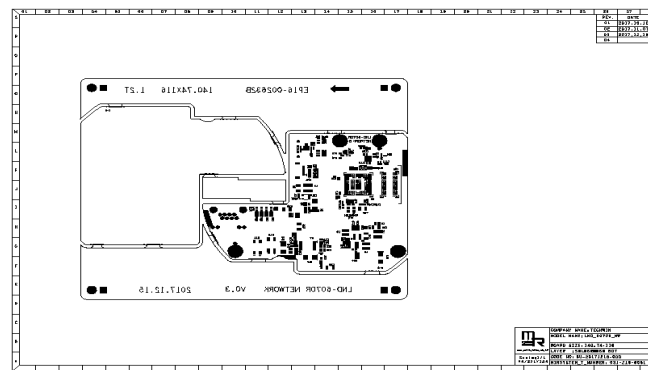
ART FILM - 08_Layer5

ART FILM - 09_BOTTOM



ART FILM - 09_BOTTOM





Test Record

Test Record No. 1

1. Test result relate only to the items tested.
2. The manufacturer submitted representative production samples of NETWORK CAMERA, LND-6070R.
3. Only the test listed were considered necessary.

The following tests were conducted:

Test	Testing Location/Comments
End Product Reference Page	
General Guidelines	
Input: Single-Phase (1.6.2)	
SELV Reliability Test Including Hazardous Voltage Measurements (2.2.2, 2.2.3, 2.2.4, Part 22 6.1)	
Determination of Working Voltage; Working Voltage Measurement (2.10.2)	
Stress Relief (4.2.7, 4.2.1)	
Loading - Wall and Ceiling Mounted Equipment (4.2.10)	
Heating (4.5.1, 1.4.12, 1.4.13)	
Component Failure (5.3.1, 5.3.4, 5.3.7)	

Test results are valid only for the tested equipment. These tests are considered representative of the products covered by this Test Report. The test methods and results of the above tests have been reviewed and found to be in accordance with the requirements in the Standard(s) referenced at the beginning of this Test Report.

The following supplements are provided as a part of this Test Record. NOTE: These supplements are only available to the Applicant via the CDA system.

Type	Supplement Id	Description
Datasheet	2-01	DataSheet - 4788307337